

Tropical Marine Mollusc Programme (TMMP)

MARINE MOLLUSCS OF VIETNAM

Annotations, Voucher Material, and Species in Need of Verification

Jorgen Hylleberg & Richard N. Kilburn

Tenth International Congress & Workshop
conducted in Hanoi & Haiphong in collaboration with RIMP, RIA 1 and RIA 3
under the Ministry of Fisheries of the Socialist Republic of Vietnam

Editor of the TMMP Proceedings
Prof. Dr. Jorgen Hylleberg, Aarhus University, Denmark

Assistant Editor
Dr. Anuwat Nateewathana, Thailand

Advisory Editorial Board
Director Praween Limpsaichol, PMBC, Thailand
Prof. Dr. Barbara Brown, University of Newcastle, UK
Chief of Ref. Colln. Mr. Somchai Bussarawit, PMBC, Thailand

Tropical Marine Mollusc Programme

South Africa

Netherlands

Hong Kong

Philippines

Singapore

Cambodia

Indonesia

Australia

Denmark

Thailand

Malaysia

Vietnam

Belgium

Sweden

Iceland

Taiwan

Russia

France

Japan

India

USA

UK



Table of Contents

Mr. Henry P. Roussy in memoriam	4
Introduction	5
Localities referred to by Serène (1937)	7
Voucher Material	8
Publications	9
Illustrations	10
Acknowledgements	11
Photo by Oleg Savinkin: <i>Nassarius papillosus</i> .	11
Class Polyplacophora	12
Photo by Oleg Savinkin: <i>Cypraea carneola</i> .	16
Photo by Oleg Savinkin: <i>Ovula ovum</i> .	16
Class Gastropoda	17
Order Patellogastropoda	17
Order Vetigastropoda	19
Superorder Neritopsina	28
Superorder Caenogastropoda	31
Suborder Hypsogastropoda	39
Neogastropoda	68
Heterobranchia	113
Plate by Dautzenberg & Fischer (1906): Gastropods.	115
Plate by Dautzenberg & Fischer (1906): Gastropods and Bivalves.	116
Opisthobranchia	117
Order Sacoglossa	121
Order Notospidea	122
Order Thecosomata	122
Order Gymnosomata	124
Subclass Pulmonata	133
Class Cephalopoda	134
Class Bivalvia	139
Subclass Protobranchia	139
Subclass Pteriomorpha	140
Plate by K.A. Lutaenko & G. Evseev: <i>Anadara</i> .	151
Subclass Heterodonta	171
Plates by J. Hylleberg: Cardiidae.	179
Plates by R. von Cosel: Solenidae and Pharidae.	191
Anomalodesmata	226
Class Scaphopoda	228
References	230
Literature in the library of Institute of Oceanography, Nha Trang	235
Annex. Non-marine molluscs	245
Taxonomic Index	252

Mr. Henri Paul Roussy in memoriam



Mr. Henri [Henry] Paul Roussy was a French national who had chosen to devote his retirement in Phuket to studies of the mollusc fauna of Thailand. A lifelong interest in snails and bivalves became concentrated on species from the Andaman Sea and Gulf of Thailand. Henry Roussy was a very competent, critical, and careful amateur conchologist. If he was in doubt regarding the identification, he consulted specialists in a variety of museums worldwide, and he did not consider specimens fully identified before he had received second opinions.

The first workshop of the Tropical Marine Mollusc Programme (TMMP) was conducted at Phuket the Marine Biological Center (PMBC) from 12-18 August 1991. At that time Henry Roussy had identified more than one thousand species, i.e., his private collection contained more than two times the number of species present in the PMBC Reference Collection.

The organizing committee of the First TMMP Workshop invited Henry Roussy to talk about muricids, but Henry declined the wish. Although he had identified more than 60 species of this family, he found the family too incompletely known in Thai waters to warrant presentation at the Workshop. Instead, he offered to talk about two other families: the bivalve family Pectinidae and the gastropod family Strombidae. Specialists had confirmed specimens from these families and he felt that his collections were rather complete in regard of Thai waters. Henry Roussy displayed all his specimens in support of two inspiring and stimulating lectures. The results were published in *Phuket mar. biol. Cent. Spec. Publ.* (1991) 9: 20-21.

Henry Roussy's son, Mr. Frederic Roussy, has stated that his father dedicated most of his time in Rawai, Phuket Island, to collect, study, and classify the numerous species of seashells occurring in the Andaman Sea. Henry Roussy was very active during his retirement period from 1986 to the end of 2000. He published various reports in shell magazines (*La Conchiglia*, *Hawaian Seashell*, *Xenophora*, and *Phuket Marine Biological Center Special Publications*). He welcomed visitors and exchanged information with seashell specialists around the world.

At the end of January 2001 he had to return to Europe due to serious illness and donated part of his seashell collection and documentation to the Phuket Marine Biological Center. Henri Paul Roussy passed away in Luxembourg on August 1st 2002.

MARINE MOLLUSCS OF VIETNAM

Annotations, Voucher Material, and Species in Need of Verification

Jorgen Hylleberg & Richard N. Kilburn



Hylleberg, J. & R.N. Kilburn. 2003. Marine Molluscs of Vietnam. Annotations, Voucher Material, and Species in Need of Verification. - Phuket Marine Biological Center Special Publication 28: 5-300.

Vietnamese universities and research institutes of the Ministry of Fisheries maintain collections of molluscs for research, educational, and public information purposes. The deposited material has considerable historic value because the voucher specimens have been referred to in publications since 1937. However, at the moment many of the specimens have uncertain status. Thanks to funding by DANIDA/ENRECA, and the considerable effort of Vietnamese institutions, which have produced individual catalogues of species, the Tropical Marine Mollusc Programme (TMMP) presents voucher material available in those collections and make updated information internationally known for the first time. Judgements of the approximately 2200 names given to species deposited in Vietnam, and/or described in the literature, are due to the concerted efforts of resource persons of the TMMP. Classification by authors, obvious misidentification, and records of species not found in Vietnam are listed. However, we emphasize that in the majority of cases we have only judged the names given to species; not the actual specimens. Invariably this approach is associated with some qualified guessing, but taxa identified by TMMP resource persons during activities in Vietnam are specified in the list, which has an index to all taxa. The annotated inventory includes a bibliography of mollusc publications located in the library of the Institute of Oceanography, Nha Trang, in addition to remarks on published taxa, photographs of selected species, and a compilation of non-marine species in an annex.

*Jorgen Hylleberg, Institute of Biological Sciences, Aarhus University
Department of Marine Ecology, Finlandsgade 14, 8200 Aarhus N, Denmark
E-mail: hylleberg@biology.aau.dk*

*Richard N. Kilburn, Natal Museum, P/Bag 9070, Pietermaritzburg, 3201 South Africa.
E-mail: dkilburn@nmsa.org.za*

INTRODUCTION

The original checklists, on which the present inventory is based, were prepared in Vietnam. In those lists we noticed misidentifications and errors regarding distribution and spelling. At first we considered just removing the mistakes, but we realised that the voucher material and old literature

were the only sources of information available in Vietnam for a long time and therefore may have been used by many scientists and students. We therefore consider the present inventory as an opportunity to correct some mistakes found in the old material. In consequence, we have included synonyms and material in need of verification

because many of the specimens are physically present in collections and available for revisions. The specimens have historic value even if some of them have an uncertain status at the moment; e.g., they may not have been collected in Vietnam. The specimens have probably been misidentified in most cases. However, the status of the species cannot be decided before a closer examination of the specimens has been made. We include them because there are documented cases of foreign fauna in Vietnamese waters, such as the occurrence of the cold-water species *Mytilus edulis*, which was brought to Vietnam as biofouling on trading ships from the Soviet Union (Lutaenko 2000).

When work on the present checklist started there were about 4000 names of taxa. However, the TMMP resource persons identified many species as being junior synonyms, misidentifications, or not occurring in Vietnam, which reduced the list to encompass about 2200 species of about 700 genera in 200 families, including previously published records from Vietnam.

Serène (1937) authored the first comprehensive inventory of Vietnamese molluscs. He was the former director of the Institute of Oceanography (*l'Institut Océanographique de l'Indochine*) located in Nha Trang.

More than six decades have passed since 1937 and the names of many species referred to by Serène, need to be updated because of synonyms and references to authors whose works subsequently have been ruled unavailable by the International Committee of Zoological Nomenclature (ICZN), e.g. Chemnitz 1769-1795. His volumes 1-11 of "Neues systematisches Conchylien-Cabinet" have been rejected for nomenclatorial purposes according to Direction 1 by ICZN (Hemming & Noakes 1958). Chemnitz did not fully use the Linnean system (binominal system) so Chemnitz, as the author, must be replaced with the first person who subsequently referred to Chemnitz's species. We have marked such invalid authorship in the list.

Serène (1937) adopted the classification of A.H. Cook "The Cambridge Natural History, Vol. III", but classification of molluscs has changed considerably since the first records were catalogued in the 1920's, particularly regarding the generic

classification. Hence, we emphasise that some names cannot be used before a more complete revision has been conducted. However, we have updated the classification and put species into synonymy wherever it has been possible without having the actual specimen at hand. Species, that do not occur in the Indo-Pacific, and species we failed to trace in the literature, have been noted in the remarks. Early records of terrestrial and freshwater molluscs are listed in Annex 1.

In spite of the troublesome years 1940-1975, the collections and the library of the Institute of Oceanography have survived in amazingly good condition. Unfortunately much material has vanished, and different research traditions, and the researchers' access to mainly French literature (Serène 1937; Dawydoff 1952; Marche-Marchad 1955 a,b) resulted in different interpretations of the voucher material.

During the last couple of decades much material has been collected and stored in collections spanning Vietnam from north to south. However, it was not until the TMMP started to bring Vietnamese mollusc researchers together that it was realised how many specimens were available in Vietnam and how the species had been classified (Hylleberg 2000: 298-299).

The first national workshop on molluscs was conducted in 1999 in Nha Trang. The Ministry of Fisheries and the TMMP co-organised the workshop (Hylleberg 2000: 289-291). The same year the TMMP and the Ministry of Fisheries organised the first international training in biodiversity of molluscs at RIA3 in Nha Trang (Hylleberg 2000: 300-305). Besides looking at Vietnamese collections, we realised that many Vietnamese species were stored in museums outside Vietnam, e.g. France, Russia and USA. However, it is difficult to locate such material since most additions to museum collections have never been published.

We became aware of substantial collections deposited in Russia because of many years of Russian-Vietnamese research co-operation (Lutaenko 2000: 347-360). Thanks to the comprehensive studies by Konstantin Lutaenko (2000: 361-382) the TMMP was able to bring an overview of the bivalves deposited in Russia. Lutaenko (2000: 383-389) also described and

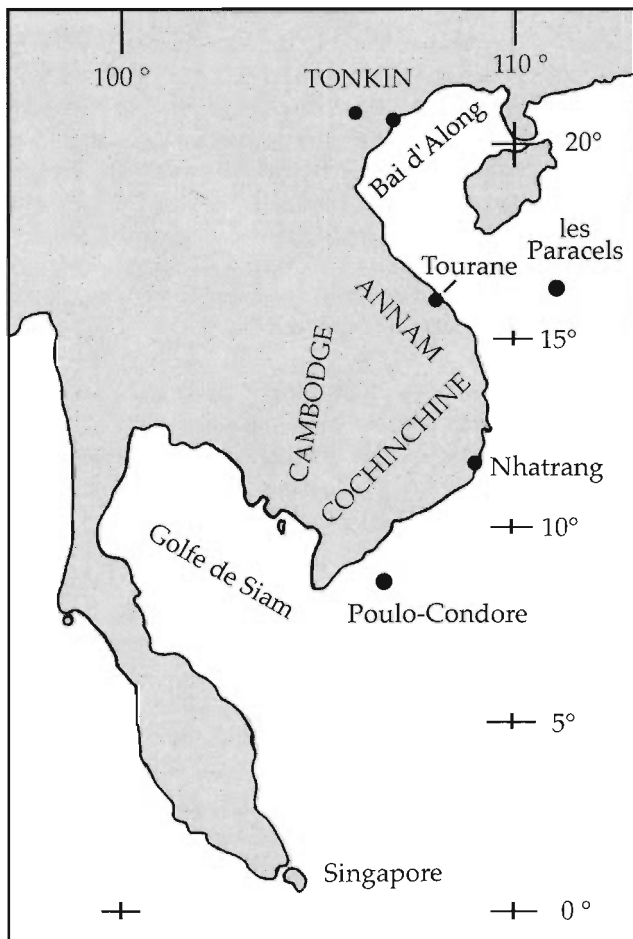


Fig. 1 shows localities referred to by Serène (1937). *Annam*: Republic during the French period. The region of Annam included the city of Ninh Binh to the north and the city of Nha Trang to the south, roughly corresponding to modern Central Vietnam. *Cambodge*: Republic during the French period, roughly corresponding to modern Cambodia. *Cochinchine*: Republic during the French period. The area south of Nha Trang, roughly corresponding to modern South Vietnam. *Golfe de Siam*: The old name for Gulf of Thailand. *Indochine*: Geographical term from French period. Corresponding to modern Cambodia, Laos and Vietnam. *Les Paracels*: Group of islands and reefs located southeast of Hainan. *Poulo-Condore*: Group of islands off the mouths of the Mekong River. *Tonkin*: Republic during the French period. The port city of Hai Phong (*Haiphong*) and the scenic Ha Long Bay (*Baie d'Along*) are located in this northernmost part of Vietnam, roughly corresponding to modern North Vietnam. *Tourane*: City south of Hue. *Siam*: The old name for Thailand.

illustrated species of bivalves previously described by Russian authors from Vietnam.

Format of the checklist

Families of the phylum Mollusca are listed within 5 classes Polyplacophora, Gastropoda, Cephalopoda, Bivalvia, and Scaphopoda. Genera and species are listed in alphabetical order within each family. Subclasses and orders are not completely specified. Basically the present system follows the classification and nomenclature of Mollusca of Australia: The Southern Synthesis (Beesley *et al.* (eds.) 1998).

Terms, symbols and abbreviations

OF AUTHORS. Most species have been classified in different genera and subgenera over the years. However, it is not possible to give complete

reference to classification by individual authors within the limits of the present inventory. "Of authors" means that author(s) used the indicated generic and/or subgeneric classifications. J. Hylleberg has also checked the adopted classification against the listing in Goto & Poppe (1996).

SYNONYM. This term, without qualification, implies a junior synonym.

VOUCHER MATERIAL. Records obtained for specimens deposited in reference collections of 8 Vietnamese institutions, the TMMP collection (will be deposited at the PMBC, Thailand), and polyplacophorans of Hermann Strack to be deposited at the museum in Leiden, Holland.

REMARKS. The specimens themselves have only been studied in a limited number of cases. TMMP resource persons and other specialists have

contributed basic information about individual species as specified in remarks at the end of each entry. Further, Roland Houart, Belgium has commented on the Muricidae and provided data on the distribution. Enrico Schwabe, Zoologische Staatssammlung, Munich, Germany, provided information on polyplacophorans.

(#) Serène (1937) indicated collection numbers for some of the specimens in the collection. They are marked ION collection #. Serene also referred to a catalogue (*Rte*) where field data were registered. These *Rte*-notes are referred to as Field notes #. The catalogues are still present at the Institute of Oceanography, Nha Trang.

(sic) following a word means that it is printed as it appeared in the original. It normally indicates a mistake in spelling or classification. The latter errors are also marked as [err. pro].

“Known from” gives geographical records mainly listed by Goto & Poppe (1996). These merely serve as guidelines. Range extensions have been found so species can have a much wider distribution than indicated. TMMP resource persons have also added information to the known distribution of species. If there are no remarks it can be taken to indicate a wide Indo-Pacific distribution.

Spelling of geographic names and localities

Words are short in Vietnamese language implying that names are separated into individual components. The international way of spelling puts the components together so Ha Noi (Vietnamese writing) becomes Hanoi (international) etc. We have maintained the Vietnamese spelling: Can Tho = Cantho, Hai Phong = Haiphong, Ha Long Bay = Halong Bay, Nha Trang = Nhatrang, Ho Chi Minh City, abbreviated HCM City, = Saigon

Voucher material

Staff of the following institutions has recorded Vietnamese voucher material:

Northern Vietnam

Hai Phong Institute of Oceanology: Director Nguyen Chu Hoi. Dr. Do Cong Thung, Le Thi Thanh, Lang Van Ken, Nguyen Dang Ngai, Nguyen Thi Thu, Dam Duc Tien, Nguyen Thi Huyen, and Le Thi Thuy.

Central Vietnam

Research Institute for Aquaculture No 3 (RIA 3): Director Nguyen Hung Dien, Dr. Nguyen Chinh, Dr. Nguyen Ngoc Thach, Dr. Nguyen Thi Xuan Thu, Tran Huynh Cuong, and Le Ngoc Hoa.

Institute of Oceanography: Director Dr. Nguyen Tac An, Dr. Vo Si Tuan, Bui Quang Nghi and Hua Thai Tuyen of the Mollusc Collection, and librarian Do Minh Thu.

Fisheries University: Nguyen Trong Nho, Le Thi Hong Mo, and Ngo Anh Tuan.

Southern Vietnam

Research Institute for Aquaculture No 2 (RIA 2), HCM City: Director Nguyen Van Hao, Nguyen Dinh Hung, Tran Quang Minh, and Pham Cong Thanh.

Crude Oil Safety Center, HCM City c/o staff at RIA 2.

Can Tho University: Truong Quoc Phu

University of Agriculture and Forestry: Nguyen Nhu Tri

Material included

The following voucher material is included:

– Institute of Oceanology, Hai Phong, North Vietnam. The institute maintains a substantial collection of more than 700 species collected from 1959 until present. N.X. Duc, D.C. Thung & a Vietnamese-Chinese group of researchers working together from 1959-1962 have mainly identified the material. Material published by Duc *et al.* (1997) is also available in the collection. Collection data are written on the labels. The collection is mainly for research purposes.

– Research Institute of Marine Products (RIMP), Hai Phong, North Vietnam. The institute maintains a museum with about 80 identified species and some unidentified material. Important collection data are written on the labels. Ha Duc Thang and Hoang Van Hai have mainly identified the species. The collection is mainly for public information purposes.

– Institute of Oceanography, Nha Trang, Central Vietnam. The institute maintains a museum, which harbours about 950 species of molluscs. Several researchers have identified the species over a period of 8 decades. Most of the material published by Serène (1937) is still preserved in the collection so

verification of the ID can be conducted. Important collection data are written on the labels. The collection is mainly for research purposes.

– Research Institute for Aquaculture No. 3, Nha Trang, Central Vietnam. RIA 3 has a small museum with about 400 species of molluscs. They have been mainly identified by Nguyen Chinh. The TMMP group of researchers (see Hylleberg 2000 below) made additions in 1999. Important collection data are written on the labels. The collection is serving both research and public information purposes.

– University of Fisheries, Nha Trang, Central Vietnam. About 650 species have mainly been identified by the present curators Ngo Anh Tuan and Le Thi Hong Mo. Recent additions have been identified/confirmed by TMMP resource persons (see Hylleberg 2000). Important collection data are written on the labels. The collection serves research and educational purposes.

– University of Natural Science, Ho Chi Minh City, South Vietnam. The Faculty of Biology, University of Natural Science, maintains a collection with more than 300 species kept in wooden cabinets. The collection serves educational purposes, and only names of species are written on the labels.

– Crude Oil Safety Center, Ho Chi Minh City, South Vietnam. The Centre harbours more than 160 interesting species collected offshore from about 100 km south of Nha Trang to the Gulf of Thailand (see Fig. 1). The collection is dominated by small species preserved in glass bottles. The Centre is not a public facility and lists of species have not been published.

– Fac. of Agriculture, Can Tho University, Can Tho, South Vietnam. The Faculty maintains a small collection of about 60 species for educational purposes. Names of species and place of collection are written on the labels.

– TMMP. In connection with TMMP activities J. Hylleberg has collected a total of 332 Vietnamese species of molluscs.

Most of this material was identified/checked by R.N. Kilburn at a workshop in Aarhus, Denmark, in June 2001 (Hylleberg 2001). Additional identification of species have been carried out by D.G Reid, Alan Kohn, B. Tursch, J. Hylleberg, J. Vidal, K.W. Ockelmann, V. Vongpanich, and S.

Bussarawit as indicated in the present checklist. The TMMP collection encompasses a total of 1075 species from South East Asia. It will be placed in an Asian museum or reference collection after termination of the TMMP in 2003.

– Nguyen Ngoc Thach. Specimens kept in the collection of Kurodai Shop, Nha Trang.

Publications

Dautzenberg P. & H. Fischer (1905a). A total of 57 marine molluscs were collected in Tonkin by a French captain. The authors give comprehensive literature references, discuss characters, and describe new species. The paper includes 44 non-marine taxa.

Dautzenberg P. & H. Fischer (1905b). This study has a layout similar to the 1905a contribution. It contains 59 marine and 67 non-marine taxa. The material was collected in Yunnan (Chinese province north of Tonkin), Vietnam, and Cambodia.

Dautzenberg P. & H. Fischer (1906). This paper mainly deals with marine molluscs. A total of 83 marine and 19 non-marine species from Vietnam and Cambodia are included.

Serène (1937). Institute of Oceanography (IO) collection, Nha Trang. The material was collected from north to south of Vietnam and part of the Gulf of Thailand. The checklist encompasses 690 taxa, and indicates where samples were obtained. The list refers to some catalogue numbers for more data information. The catalogue and most of the voucher material are still present at the IO.

Dawydoff (1952). Contributions to studies of invertebrates of the marine benthic fauna of Indochina. About 300 taxa of molluscs are mentioned in a checklist, which has emphasis on nudibranchs.

Marche-Marchad (1955a). A list of Nassariidae encompasses 33 species, including 4 species which might occur in Vietnam, but were not collected by Marche-Marchad.

Marche-Marchad (1955b). The author records 18 species in the family Cymatiidae and 10 species in Bursidae.

Nguyen Chinh (1996). Molluscs of commercial value. The book illustrates 88 species of molluscs and gives descriptions of the gastropods, bivalves and cephalopods in Vietnamese language.

Nguyen X. Duc et al. (1997). The annotated checklist covers Cat Ba and Ha Long Bay in North Vietnam. The authors present 368 taxa, resulting from a Vietnamese-Korean co-operation. Littoral and sublittoral distributions are indicated by absence-presence marks.

Gulbin & Evseev (1997) A checklist of 153 species of gastropods collected in 9 intertidal areas along the Vietnamese coast. They collected snails from a total of 555 intertidal stations.

Hua Thai Tuyen (1998) provided an overview of 37 species of Arcoida based on a museum collection in Vietnam.

Hua Thai Tuyen (1999) recorded 193 species of marine molluscs from Con Dao National Park.

Nguyen Chinh (1999) illustrated overview of 8 species in Pteriidae from Vietnam.

Hylleberg (2000). The checklist covers 401 taxa from North and Central Vietnam plus specimens from Cambodia (Gulf of Thailand). Hylleberg (2000) compiled the list. Persons from the following institutions identified the material.

Australia: Dr. Peter Middelfart, the Australian Museum, Sydney. - *Belgium*: Dr. Bernard Tursch, University Libre, Brussel - *Cambodia*: Marine biologist Ing Try, the Reference Collection, Sihanoukville. - *Denmark*: Dr. Jorgen Hylleberg, University of Aarhus Dr. K.W. Ockelmann, Elsinore Marine Biological Laboratory, University of Copenhagen, and Dr. Kathe Rose Jensen, Zoological Museum, Copenhagen. - *France*: Research Associate Jacques Vidal, Museum National d'Histoire Naturelle. - *Indonesia*: Docen Gustaf Mamangkey, UNSRAT, Manado. *Netherlands*: Dr. Herman Strack, Nationaal Natuurhistorisch Museum, Leiden. - *Russia*: Dr. Yuri Kantor and Dr. Konstantin A. Lutaenko, Russian Academy of Sciences, Moscow and Vladivostok respectively. - *Singapore*: Dr. Tan Koh Siang, National University of Singapore. - *South Africa*: Dr. Richard Kilburn, the Natal Museum, Pietermaritzburg. - *Taiwan*: Dr. Lu C.C., The National Chung Hsing University. - *Thailand*: Dr. Anuwat Nateewathana, DOF Museum Division, Bangkok and Marine Biologist Vararin Vongpanich, Phuket Marine Biological Center. *UK*: Dr. David Reid, The Natural History Museum, London. - *USA*: Dr. Alan Kohn, University of Washington, Seattle. - *Vietnam*: Dr. Nguyen Thach,

Kurodai Shop, Nha Trang and Dr. Nguyen Chinh, RIA 3, Ministry of Fisheries, Nha Trang. A wide selection of the identified material is deposited in the reference collection of RIA 3. (Hylleberg 2000: 519-537).

K.A. Lutaenko (2000). An annotated checklist shows 367 species of bivalves from North Vietnam (Tonkin Bay) deposited in Russian collections. Identifiers, literature references, and depositories are indicated for all species. Type material is illustrated (Lutaenko 2000: 361-390).

Le Thi Hong Mo. (2001). Illustrated overview of 20 species of Arcoida deposited in the University of Fisheries.

Nguyen Chinh (2001) illustrated overview of 17 species in Mytilidae recorded in Vietnam.

Nguyen Ngoc Thach (2001) illustrated overview of 5 species of volutes occurring in Vietnam.

Nguyen X. Duc (2001). An annotated checklist of 372 taxa of molluscs from Ha Long Bay and Cat Ba Island was presented at the First National Workshop on Marine Molluscs conducted in March 1999 in Nha Trang. TMMP co-sponsored this event. The checklist is an updated version in Vietnamese language of the previous work by Nguyen X. Duc *et al.* (1997) plus species deposited in the Institute of Oceanology, Hai Phong. It should be noted that many printer's errors appear in the 2001 version.

Thach, N.N. (2002). (= *Nguyen Ngoc Thach*). A checklist of 1042 species of 313 genera in 111 families. The publisher uses Thach (the first name) as family name.

Nguyen Xuan Duc (2003) and *Nguyen Chinh & Le Ngoc Hoa* (2003) were added in the proofs.

Other sources. Various other students of Vietnamese molluscs, are mentioned in the remarks and shown in the references. Risbec (1956) described the nudibranch species from the IO, Nha Trang. Risbec listed 96 species of which 6 were described as new. Collection numbers were given for 39 species. In August 2001 K.R. Jensen checked the nudibranch specimens of the IO collection, but in no case did collection numbers match those listed by Risbec. As some of the type material is known to occur in the Muséum National d'Histoire naturelle (MNHN) in Paris (Brunckhorst 1993; Valdés & Héros 1998), K.R. Jensen assumes that all specimens described in Risbec's paper are located in that museum.

A list of publications available at the Institute of Oceanography, Nha Trang (ION) concludes the references.

Illustrations

R.N. Kilburn provided the digital colour pictures printed on this cover (inside and outside). They were transferred as Photoshop files to the editor who imported them without further editing.

The editor used a digital camera to copy plates in Dautzenberg & Fischer (1906). The figures were cut, edited, and texted (original classification was maintained).

Georg Eevsev and K.A. Lutaenko provided black & white positives. The editor scanned them at 600 dpi. They were reduced to 300 dpi, edited, texted, and arranged on Plate 1.


Jorgen Hylleberg produced Plates 2-5 from

colour negatives scanned at 600 dpi, reduced to 300 dpi, edited, and texted.

Rudolf von Cosel provided colour dias. They were scanned at 600 dpi, reduced to 300 dpi, edited, texted, and arranged on Plates 6-8 by the editor.

ACKNOWLEDGEMENTS

The Ministry of Fisheries, Hanoi, is thanked for generous support to the 10th International Congress and Workshop which was conducted in the Socialist Republic of Vietnam 20-30 October 1999 in collaboration with RIMP, Ria 1 and Ria 3 of the Ministry of Fisheries. We are particularly grateful to the chairperson of the Organising Committee Dr Ho Van Hoanh and to Mr Tran van Quynh, the Ministry of Fisheries. TMMP resource persons are thanked for having contributed essential data to the present inventory.



The gastropod *Nassarius papillosus* (Linnaeus, 1758) crawling on a piece of dead coral at reef off Nha Trang, Vietnam. Photo by Oleg Savinkin, Moscow. ID by Yuri Kantor, the Russian Academy of Sciences, Moscow.

TAXONOMIC ACCOUNT

Families, genera, and species are listed alphabetically within class/subclass and order. The levels of suborder, subfamily, subgenus, subspecies, and infrasubspecific classification are only included in part. **Bold** typeface signifies Vietnamese species. Normal font signifies valid species in need of verification (may represent misidentifications). Asterisk (*) in front signifies invalid taxon (*nomen dubium* and *nomen nudum*).

Class POLYPLACOPHORA

(formerly AMPHINEURA)

Annotations and references by Hermann L. Strack.

Leloup (1952) has published the only substantial paper on Vietnamese chitons (13 species were recorded). Strack (1991) described one species, *Lepidozona vietnamensis*, from Cap Saint Jacques (= Vung Tau). He collected chitons from a few localities during the TMMP workshop in Cat Ba. The collected material is presently kept in Leiden, the Netherlands.

Suborder LEPIDOPLEURINA

LEPTOCHITONIDAE

Ferreiraella Sirenko, 1988*Ferreiraella takii* (Wu & Okutani, 1984)

REMARKS. Deep-water species feeding on sunken wood.

Leptochiton Gray, 1847*Leptochiton vietnamensis* Sirenko, 1998

REMARKS. Originally described from Vietnam by Sirenko 1998.

Suborder CHITONINA

ISCHNOCHITONIDAE

Callochiton Gray, 1847*Callochiton achatinus* Brown, 1827

LITERATURE. Dawydoff (1952). REMARKS. H.L. Strack states that Dawydoff (1952) refers to

Leloup's description of *Callochiton achatinus* f. *longispinosa*. However, *C. achatinus* is a European species which does not occur in Vietnam.

Callochiton longispinosus Leloup, 1952

LITERATURE. Leloup (1952) as *Callochiton achatinus* f. *longispinosa*. Dawydoff (1952).

REMARKS. Collection of H.L. Strack. He states that it was originally described from Vietnam (Macklesfield Bank) and until now only known from the holotype. A second specimen was found by HLS in Halong Bay, Cat Ba, Cat Co Beach, 28.x.1999, 1.5 m.

Callochiton crocinus (Reeve, 1847)

OF AUTHORS. *Callochiton platessus* Gould. LITERATURE. Dawydoff (1952) as *Callochiton platessus* Gould, 1846. REMARKS. H.L. Strack states that Haddon (1886) wrongly placed

Chiton platessa Gould, 1846 in the genus *Callochiton* and used that name for the species which is now well known as *C. crocinus*. In fact *Chiton platessa* is a junior synonym of *Ischnochiton versicolor* (Sowerby, 1840). The species *C. crocinus* is a widespread Australian and New Zealand species which does not occur in Vietnam. It was not mentioned by Leloup (1952) who studied Dawydoff's collection.

~ *Ischnochiton* Gray, 1847

Ischnochiton albinus Thiele, 1911

LITERATURE. Dawydoff (1952). Leloup (1952).
REMARKS. Collection of H.L. Strack. Recorded from Vietnam. Also known from Southwest Australia.

Ischnochiton cf. boninensis Bergenhayn, 1933

LITERATURE. H.L. Strack in Hylleberg (2000).
REMARKS. Collection of H.L. Strack. Quite common in Halong Bay.

Ischnochiton hakodadensis Carpenter in Pilsbry, 1893

VOUCHER MATERIAL. Institute of Oceanology, Hai Phong. REMARKS. Known from Japan, Russia and Korea. H.L. Strack states that the Vietnamese record needs verification.

Lepidozона Pilsbry, 1892

Lepidozона biscalpta Carpenter in Pilsbry, 1892

VOUCHER MATERIAL. Institute of Oceanology, Hai Phong. LITERATURE. Nguyen X. Duc *et al.* (1997). Ha Long Bay as *?Lepidozона biscalpta* (Carpenter in Pilsbry). – Nguyen X. Duc (2001). REMARKS. H.L. Strack suspects that records of this species probably refer to the common Vietnamese species *Lepidozона coreanica* (Reeve, 1847) or *Lepidozона vietnamensis* Strack, 1991.

Lepidozона coreanica (Reeve, 1847)

LITERATURE. Nguyen X. Duc *et al.* (1997). – H.L. Strack in Hylleberg (2000). – Nguyen X. Duc (2001). REMARKS. Collection of H.L. Strack. He found it quite common in Halong Bay.

Lepidozона vietnamensis Strack, 1991

LITERATURE. Strack (1991). REMARKS. Collection of H.L. Strack. Originally described from south Vietnam (Vung Tau). H.L. Strack found 8 specimens in Halong Bay, Cat Ba, Cat Co Beach, 28/30.x.1999, 1–1.5 m. Outside Vietnam it is only known from Hong Kong.

Stenoplax Carpenter in Dall, 1879

Stenoplax alata Sowerby, 1840

OF AUTHORS. *Ischnochiton alatus*. LITERATURE. Dawydoff (1952) as *Ischnochiton alatus* Sow.

MOPALIIDAE

Mopalia Gray, 1847

Mopalia retifera Thiele, 1910

VOUCHER MATERIAL. Institute of Oceanology, Hai Phong. REMARKS. Known from Japan, Korea and northern China. H.L. Strack states that this record needs verification.

SCHIZOCHITONIDAE

Schizochiton Gray, 1847

Schizochiton incisus (Sowerby, 1841)

LITERATURE. Leloup (1952). Dawydoff (1952).

CHITONIDAE

Chiton Linnaeus, 1758

Chiton burmanus Carpenter in Pilsbry, 1893

OF AUTHORS. *Chiton (Rhyssoplax) burmanus*. Subgenus *Rhyssoplax* Thiele in Troschel, 1893
VOUCHER MATERIAL. Collection of H.L. Strack. REMARKS. Two specimens were found by H.L. Strack in Halong Bay, Cat Ba (Cat Dua Island & Cat Co Beach), 27&28.x.1999, 1–1.5 m. It is the first record from Vietnam, formerly this species was only known from Burma, India and the Andaman Islands.

Chiton pulcherrimus Sowerby, 1842

OF AUTHORS. *Chiton (Rhyssolax) pulcherrimus*
LITERATURE. Leloup (1952). Dawydoff (1952).

Chiton lululensis (E.A. Smith, 1903)

OF AUTHORS. *Chiton lululensis*. Subgenus (*Tegulaplax*) Iredale & Hull, 1926. LITERATURE. Leloup (1952). Dawydoff (1952). REMARKS. Distributed from Australia to the Red Sea, north to Japan (Enrico Schwabe pers. comm.).

Chiton miles Carp

LITERATURE. Dawydoff (1952).
REMARKS. Status not known. We have only found reference to this taxon in the cited literature.

Chiton cf. speciosus Nierstrasz, 1905

OF AUTHORS. *Chiton (Rhyssoplax) speciosus* Nierstrasz, 1905. *Rhyssoplax venusta* Hull. LITERATURE. Leloup (1952) as *Chiton (Rhyssoplax) venusta*. Dawydoff (1952) as *Rhyssoplax venusta*. REMARKS. Collection of H.L. Strack. He states that *C. (R.) speciosus* was only known from the holotype, but recently additional specimens were found in Indonesia, Bali, Lombok, and Ambon (colln HLS). In Vietnam 28 specimens were collected in Halong Bay, Cat Ba, Cat Co Beach & Cat Dua Island, 28/30.x.1999, 1–1.5 m, which are tentatively identified as *C.(R.) speciosus*. The north east Australian species, *Chiton (Rhyssoplax) venustus* (Hull, 1923) is very similar to the above species and is probably conspecific.

Acanthopleura Guilding, 1829***Acanthopleura brevispinosa*** (Sowerby, 1840)

LITERATURE. Leloup (1980), as *Acanthopleura borbonica* (Deshayes, 1863). REMARKS. H.L. Strack states that *A. borbonica* occurs in east Africa only, Leloup's record is in error.

Acanthopleura lochooana

(Broderip & Sowerby, 1829)

OF AUTHORS. *Liolophura lochooana*. VOUCHER MATERIAL. Collection of H.L. Strack. LITERATURE. H.L. Strack in Hylleberg (2000).

Acanthopleura gemmata (de Blainville, 1825)

LITERATURE. Dawydoff (1952) as *Acanthopleura spiniger*. REMARKS. H.L. Strack states that the occurrence of this species in Vietnam needs verification, as it was not mentioned by Leloup (1952) who studied Dawydoff's collection.

Acanthopleura spinosa Bruguière, 1789

OF AUTHORS. *Chitonellus fasciatus*. Genus *Chitonellus* Blainville, 1825. LITERATURE. Serène (1937). ION collection, Annam, # 648; Field notes # 92. Leloup (1952). Dawydoff (1952).

Acanthopleura spinosa* var. *spiniger

LITERATURE. Dawydoff (1952). REMARKS. Status not known. We have only found reference to this taxon in the cited literature.

Acanthopleura tenuispinosa (Leloup, 1939)

LITERATURE. Leloup (1939, 1952). Dawydoff (1952) as *Liolophura japonica* var. *tenuispinosa*.

REMARKS. H.L. Strack states that it was described from Vietnam (Cuan Dao Nam Du, Con Son & Vung Tau) as *Liolophura japonica* f. *tenuispinosa*.

Squamopleura Nierstrasz, 1905***Squamopleura miles*** (Carpenter in Pilsbry, 1893)

LITERATURE. Dawydoff (1952) as *Chiton miles* Carpenter. REMARKS. H.L. Strack states that this record needs verification as it was not mentioned by Leloup (1952) who studied Dawydoff's collection.

Liolophura Pilsbry, 1893***Liolophura japonica*** (Lischke, 1873)

LITERATURE. Dawydoff (1952). Nguyen X. Duc *et al.* (1997), Ha Long Bay. Nguyen X. Duc (2001).

Liolophura japonica* var. *tenuispinosa

LITERATURE. Dawydoff (1952). REMARKS. Status not known. We have only found reference to this taxon in the cited literature.

Liolophura japonica* var. *tessellata Pilsbry

LITERATURE. Dawydoff (1952). REMARKS. Status not known. We have only found reference to this taxon in the cited literature.

Lucilina Dall, 1882.***Lucilina lamellosa*** (Quoy & Gaimard, 1835)

OF AUTHORS. *Tonicia (Lucilina) lamellosa*. Genus *Tonicia* Gray, 1847. LITERATURE. Leloup (1952); Dawydoff (1952), both as *Tonicia confossa* (Gould, 1846).

Lucilina sowerbyi (Nierstrasz, 1905)

OF AUTHORS. *Tonicia (Lucilina) sowerbyi* LITERATURE. Leloup (1952).

Onithochiton Gray, 1847***Onithochiton* sp.**

VOUCHER MATERIAL. Zoological State Collection Munich (Germany). REMARKS. H.L. Strack states that he studied nine specimens, collected in Quang Ngai, ca. 350 km north of Nha Trang (viii.2001). Unfortunately they were too eroded

to enable identification at the species level. The genus *Onitochiton* has not previously been recorded from Vietnam.

Suborder ACANTOCHITONINA

ACANTHOCHITONIDAE

Acanthochitona Gray, 1821

Acanthochitona bednalli Pilsbry, 1894

VOUCHER MATERIAL. Institute of Oceanology, Hai Phong. LITERATURE. Nguyen X. Duc *et al.* (1997) as ?*Acanthochitona bednalli* (Pilsbry). – Nguyen X. Duc (2001). REMARKS. Known from Australia. H.L. Strack states that Vietnamese records need verification.

Acanthochitona communis Risso, 1826

LITERATURE. Dawydoff (1952). REMARKS. Not in Vietnam. Known from Europe.

Acanthochitona rubrolineata (Lischke, 1873)

VOUCHER MATERIAL. Institute of Oceanology, Hai Phong. LITERATURE. Nguyen X. Duc *et al.* (1997). Nguyen X. Duc (2001). REMARKS. Known from Russia and Japan. H.L. Strack states that Vietnamese records need verification.

CRYPTOPLACIDAE

Cryptoplax Blainville, 1818

Cryptoplax burrowi (E.A. Smith, 1884)

LITERATURE. Leloup (1940a). Dawydoff (1952). REMARKS. H.L. Strack states that his record needs verification.

Cryptoplax dawydoffi Leloup

LITERATURE. Leloup (1937, 1952). Dawydoff (1952) as *Cryptoplax dawydovi* Leloup. REMARKS. Originally described from Vietnam. Type lost, so the true status of this species is unclear. It could be *C. larvaeformis*. (Enrico Schwabe pers. comm.).

Cryptoplax larvaeformis Burrow, 1815

OF AUTHORS. *Chitonellus fasciatus*. Genus *Chitonellus* Blainville, 1825. VOUCHER MATERIAL. Institute of Oceanography Nha Trang. LITERATURE. Serène (1937) ION collection, Annam, # 648; Field notes # 92 as *Chitonellus fasciatus*. Leloup (1940a, 1952). Dawydoff (1952).

Cryptoplax sykesi Thiele, 1909

LITERATURE. Leloup (1940a, 1952). REMARKS. H.L. Strack states that this record needs verification.

Notoplax H. Adams, 1861

Notoplax rosea (Leloup, 1940)

LITERATURE. Leloup (1940b) as *Cryptoconchus (Leptoplax) roseus*. REMARKS. H.L. Strack states that it was described from Macklesfield Bank, Vietnam.


Leptoplax (Carpenter MS) Dall, 1882

Notoplax (Leptoplax) sp.

REMARKS. Collection of H.L. Strack. Three specimens were found by H.L. Strack in Halong Bay, Cat Ba, Cat Co Beach and Cat Dua Island, 27 & 29.x.1999, 1–1.5 m. They defied identification and could represent a new species.



The gastropod *Cypraea carneola* Linnaeus, 1758 crawling on a coral, Nha Trang, Vietnam. Photo by Oleg Savinkin, Moscow. ID by Yuri Kantor, the Russian Academy of Sciences, Moscow.



The gastropod *Ovula ovum* Linnaeus, 1758 crawling on a coral, Nha Trang, Vietnam. Photo by Oleg Savinkin, Moscow. ID by Yuri Kantor, the Russian Academy of Sciences, Moscow.

Class GASTROPODA

PROSOBRANCHIA

Order PATELLOGASTROPODA

(Formerly ARCHAEOGASTROPODA)

PATELLIDAE

Cymbula H. & A. Adams, 1854

Cymbula sanguinans (Reeve, 1854)

OF AUTHORS. *Patella sanguinans* Reeve, 1854. Genus *Patella* Linnaeus, 1758. LITERATURE. Serène (1937). ION collection, Gulf of Thailand, as *Patella sanguinans* Reeve. REMARKS. Not in Vietnam. *Cymbula sanguinans* is a South African endemic. The genus *Patella* as now interpreted does not occur in Asia, although widely used in the past.

Scutellastra H. & A. Adams, 1854

Scutellastra barbara (Linnaeus, 1758)

SYNONYMS. *Patella spinifera* Lamarck, 1819. *Smitellaria spinifera*.

LITERATURE. Dawydoff (1952) as *Patella spinifera* Lamk

REMARKS. A synonym of the South African *Scutellastra barbara* (Linnaeus, 1758). Probably a misidentification of *S. optima* or *S. flexuosa*.

Scutellastra flexuosa (Quoy & Gaimard, 1834)

OF AUTHORS. *Patella flexuosa*. SYNONYMS. *Patella chitonoides* Reeve, 1854. – *Patella stellaformis* Reeve, 1842. – *Patella venusta* Reeve. VOUCHER MATERIAL. Institute of Oceanography, Nha Trang. Research Institute for Aquaculture No. 3. University of Fisheries, Nha Trang. – University of Natural Science, HCM City. – Fac. of Agriculture, Can Tho University. LITERATURE. Dautzenberg & Fischer (1905b) as *Patella chitonoides* Reeve, 1854. – Serène (1937): ION collection as *Patella chitonoides* Reeve. ION

collection, Gulf of Thailand, as *Patella venusta* Reeve. – Dawydoff (1952) Poulo-Condore, as *Acmaea chitonoides* Reeve. Probably in error for *Patella chitonoides* = *Scutellastra flexuosa*. Gulbin & Evseev (1997). REMARKS. D.G. Reid and R.N. Kilburn found it present at IO, Nha Trang and the RIA3 coll.

Scutellastra optima (Pilsbry, 1927)

REMARKS. From the vicinity of Nha Trang, Vietnam. Intertidal rocky shores. Pres. to D.G. Reid (BMNH) by Nguyen Ngoc Thach, 2001.

NACELLIDAE

Cellana H. Adams, 1869

(formerly in Patellidae)

Cellana enneagona (Reeve, 1854)

VOUCHER MATERIAL. Institute of Oceanography, Nha Trang. – Research Institute for Aquaculture No. 3. – University of Fisheries, Nha Trang. REMARKS. R.N. Kilburn found it present at RIA 3. and IO, Nha Trang.

Cellana exarata (Reeve, 1854)

VOUCHER MATERIAL. University of Fisheries, Nha Trang. REMARKS. Not in Vietnam. Endemic to Hawaiian Region.

Cellana grata (Gould, 1859)

SYNONYMS. *Cellana stearnsii* (Pilsbry, 1891). *Patella eucosmia* Pilsbry. *Cellana eucosmia* (Pilsbry, 1891). VOUCHER MATERIAL. Institute of Oceanology, Hai Phong as *C. eucosmia*. Institute of Oceanography, Nha Trang. University of Fisheries, Nha Trang as *C. stearnsii* (Pilsbry, 1891). LITERATURE. Dautzenberg & Fischer (1905b) as *Patella eucosima* Pilsbry, 1891. – Serène (1937). ION collection, Nha Trang as *C. eucosmia*. – Hua Thai Tuyen (1999), Phong, as *C. eucosmia*. REMARKS. R.N. Kilburn found it present at IO, Nha Trang. – Collected by D.G. Reid. Hun Mon Island, Off Nha Trang. 13 August 2001. Only 1 specimen seen on boulder shore.

Cellana rota (Gmelin, 1791).

OF AUTHORS. *Cellana radiata* (Born, 1778). *Patella rota*. SYNONYM. *Patella aster* Reeve, 1855. VOUCHER MATERIAL. Institute of Oceanology, Hai Phong. – Institute of Oceanography, Nha Trang. – University of Fisheries, Nha Trang. – Fac. of Agriculture, Can Tho University. LITERATURE. Dawydoff (1952) as *Patella rota*. – Gulbin & Evseev (1997) as *Patella aster* Reeve. – Hua Thai Tuyen (1999). ION collection, Con Dao as *Cellana radiata*. Identified by D.G. Reid in Hylleberg (2000). REMARKS. *Cellana radiata* (Born, 1778) of authors is an Indian Ocean species.

Cellana sagittata (Gould, 1846)

LITERATURE. Gulbin & Evseev (1997).

Cellana testudinaria (Linnaeus, 1758)

OF AUTHORS. *Patella testudinaria*. VOUCHER MATERIAL. Institute of Oceanology, Hai Phong. Research Institute of Marine Products. – Inst. of Oceanography, Nha Trang. – Research Institute for Aquaculture No. 3. – University of Fisheries, Nha Trang. – University of Natural Science, HCM City. – TMMP Coll. Identified by R.N. Kilburn (Hylleberg 2001). LITERATURE. Serène (1937). ION collection, Annam. Poulou-Condore, # 644; Field notes # 101 as *Patella testudinaria* Linné. – Nguyen Chinh (1996). Gulbin & Evseev (1997). – Hua Thai Tuyen (1999). REMARKS. Collected by D.G. Reid. Hun Mon Island, Off Nha Trang. 13 August 2001. Common on boulder shore.

Cellana toreuma (Reeve, 1855)

SYNONYM. *Cellana amussitata* (Reeve, 1855). VOUCHER MATERIAL. Institute of Oceanology, Hai Phong as *C. amussita*. – Research Institute for Aquaculture No. 3 as *C. amussita*. – University of Fisheries, Nha Trang Phong as *C. toreuma*. University of Fisheries, Nha Trang as *C. amussita*. University of Natural Science, HCM City Phong as *C. amussita* – TMMP Coll. Identified by R.N. Kilburn (Hylleberg 2001). Nguyen Chinh & Le Ngoc Hoa (2003) as *Cellana amussitata*. LITERATURE. Gulbin & Evseev (1997). – Hua Thai Tuyen (1999), Phong, as *C. amussita*. REMARKS. Collected by D.G. Reid. Hun Mon Island, Off Nha Trang. 13 August 2001. Common on boulder shore.

LEPETIDAE

Lepeta Gray, 1847***Lepeta alba*** Dall, 1869

VOUCHER MATERIAL. University of Fisheries, Nha Trang. REMARKS. Deep– water species. ID should be verified.

Lepeta caecoides Carpenter, 1865

VOUCHER MATERIAL. University of Fisheries, Nha Trang. REMARKS. Deep– and cold -water species restricted to Northern Pacific. A misidentification.

Lepeta lima Dall, 1918

OF AUTHORS. *Maoricrater lima*.

VOUCHER MATERIAL. University of Fisheries, Nha Trang. REMARKS. Deep– water Japanese species. ID should be verified.

LOTTIIDAE

Acmaea Eschscholtz in Rathke, 1833
(formerly in Acmaeidae)***Acmaea instabilis*** Gould, 1846

VOUCHER MATERIAL. University of Natural Science, HCM City. REMARKS. North American species.

Acmaea persona Rathke, 1833

VOUCHER MATERIAL. University of Natural Science, HCM City. REMARKS. North American species.

Collisella Dall, 1871***Collisella adami*** Christiaens, 1978

LITERATURE. ID by R.N. Kilburn in Hylleberg (2000) as *Collisella ?adamsi*, erroneus for *adami*.

Collisella araneosa (Gould, 1846)

VOUCHER MATERIAL. Institute of Oceanography, Nha Trang. REMARKS. R.N. Kilburn found it present at IO, Nha Trang.

Collisella pelta (Eschscholtz in Rathke, 1833)

OF AUTHORS. *Acmaea pelta*. *Lottia pelta*. VOUCHER MATERIAL. Institute of Oceanology, Hai

Phong. – University of Fisheries, Nha Trang.
LITERATURE. Nguyen X. Duc *et al.* (1997).
Nguyen X. Duc (2001). REMARKS. Not in
Vietnam. North American species.

Lottia Gray, 1833

Lottia dorsuosa (Gould, 1859)

OF AUTHORS. *Acmaea dorsuosa*. *Patelloida dorsuosa* (Gould, 1859). VOUCHER MATERIAL. University of Fisheries, Nha Trang as *Patelloida dorsuosa*.

Lottia langfordi (Habe, 1944)

OF AUTHORS. *Acmaea langfordi* Habe, 1944.
Collisella langfordi. VOUCHER MATERIAL.
University of Fisheries, Nha Trang.

Nipponacmaea Sasaki & Okutani, 1993

Nipponacmaea concinna (Lischke, 1870)

OF AUTHORS. *Tectura concinna*. Genus
Notoacmea Iredale, 1915. VOUCHER MATERIAL.
University of Fisheries, Nha Trang.

Nipponacmaea schrenkii (Lischke, 1868)

OF AUTHORS. *Tectura schrenkii*. Genus
Notoacmea Iredale, 1915. VOUCHER MATERIAL.
Institute of Oceanology, Hai Phong. – University
of Fisheries, Nha Trang. LITERATURE. Nguyen X.
Duc *et al.* (1997). – Nguyen X. Duc (2001) as
Notoacmea schrenkii (sic).

Patelloida Quoy & Gaimard, 1834

Patelloida heroldi (Dunker, 1861)

OF AUTHORS. *Collisella heroldi*. *Acmaea heroldi*
Dunker, 1861. VOUCHER MATERIAL. University of
Natural Science, HCM City.

Patelloida pygmaea (Dunker, 1861)

OF AUTHORS. *Acmaea pygmaea*. VOUCHER
MATERIAL. Institute of Oceanology, Hai Phong.
LITERATURE. Nguyen X. Duc *et al.* (1997).
Nguyen X. Duc (2001) as *Patelloida pygmaea*
(sic).

Patelloida saccharina (Linnaeus, 1758)

OF AUTHORS. *Acmaea saccharina*. SYNONYM.
Patelloida saccharina lanx (Reeve)
VOUCHER MATERIAL. Institute of Oceanology, Hai

Phong. – Institute of Oceanography, Nha Trang.
Research Institute for Aquaculture No. 3.
University of Fisheries, Nha Trang. LITERATURE.
Nguyen X. Duc *et al.* (1997) as *Patelloida*
saccharina lanx (Reeve). – Gulbin & Evseev
(1997). – Nguyen X. Duc (2001) as *Patelloida*
saccharina lana (sic). REMARKS. R.N. Kilburn
found it present at RIA 3.

Patelloida saccharinoides Habe & Kosuge, 1966
LITERATURE. Nguyen Ngo Thach (2202).

Patelloida striata (Quoy & Gaimard, 1834)

OF AUTHORS. *Acmaea striata*.
VOUCHER MATERIAL. University of Fisheries, Nha
Trang.

Order VETIGASTROPODA

HALIOTIDAE

Haliotis Linnaeus, 1758

Haliotis asinina Linnaeus, 1758

VOUCHER MATERIAL. Institute of Oceanology, Hai
Phong. – Research Institute of Marine Products.
Inst. of Oceanography, Nha Trang. – Research
Institute for Aquaculture No. 3. – University of
Fisheries, Nha Trang. – University of Natural
Science, HCM City. – Fac. of Agriculture, Can
Tho University. – TMMP Coll. Identified by
R.N. Kilburn (Hylleberg 2001). LITERATURE.
Serène (1937). ION collection, Annam. Nguyen
Chinh (1996). – Gulbin & Evseev (1997). – Hua
Thai Tuyen (1999).

Haliotis diversicolor Reeve, 1846

OF AUTHORS. *Sulculus diversicolor*. VOUCHER
MATERIAL. Institute of Oceanology, Hai Phong.
Research Institute of Marine Products. Research
Institute for Aquaculture No. 3. University of
Fisheries, Nha Trang. – TMMP Coll. Identified
by R.N. Kilburn (Hylleberg 2001). LITERATURE.
Serène (1937). ION collection, Tonkin. Nguyen
Chinh (1996). Nguyen X. Duc *et al.* (1997) as
Sulculus diversicolor diversicolor (Reeve).
Nguyen X. Duc (2001) as *Haliotis diversicolor*.
Nguyen Chinh & Le Ngoc Hoa (2003) as
Haliotis diverticolor (sic).

Haliotis gigantea Gmelin, 1791

SYNONYM. *Haliotis gigas* (Röding, 1798).
LITERATURE. Dawydoff (1952) as *Haliotis gigas*
[citing Chemnitz]. REMARKS. *Haliotis gigantea*
Gmelin, 1791 is a NW Pacific species.

Haliotis glabra Gmelin, 1791

OF AUTHORS. Subgenus (*Schimotois*). LITERATURE.
Nguyen Ngo Thach (2002).

Haliotis japonica Reeve, 1846

VOUCHER MATERIAL. University of Natural
Science, HCM City.

Haliotis ovina Gmelin, 1791

OF AUTHORS. *Ovinotis ovina*. VOUCHER MATERIAL.
Institute of Oceanology, Hai Phong. – Research
Institute of Marine Products. – Institute of
Oceanography, Nha Trang. – Research Inst. for
Aquaculture No. 3. – Univ. of Fisheries, Nha
Trang. – Univ. of Natural Science, HCM City.
TMMP Coll. ID by R.N. Kilburn (Hylleberg
2001). LITERATURE. Serène (1937). ION
collection, Poulo-Condore [citing Chemnitz].
Nguyen Chinh (1996). – Nguyen X. Duc *et al.*
(1997) as *Ovinotis ovina* (Gmelin). – Gulbin &
Evseev (1997). – Hua Thai Tuyen (1999).
Nguyen X. Duc (2001).

Haliotis tuberculata Linnaeus, 1758

SYNONYM. *Haliotis rugosa* Reeve, 1846
LITERATURE. Serène (1937). ION collection,
Poulo-Condore, as *Haliotis rugosa* Reeve.
REMARKS. Not in Vietnam. *Haliotis rugosa*
Reeve, 1846 = Mediterranean *H. tuberculata*
Linnaeus, 1758.

Haliotis varia Linnaeus, 1758

OF AUTHORS. *Sanhaliotis varia*. SYNONYM.
Haliotis semistriata Reeve, 1846. VOUCHER
MATERIAL. Institute of Oceanography, Nha Trang.
Research Inst. for Aquaculture No. 3.
LITERATURE. Nguyen X. Duc *et al.* (1997) as
Sanhaliotis varia (Linnaeus). – Nguyen X. Duc
(2001) as *Haliotis semistriata* Reeve. REMARKS.
R.N. Kilburn found it present at RIA 3.

PLEUROTOMARIIDAE

Perotrochus Fischer, 1885*Perotrochus africana* Tomlin, 1948

LITERATURE. Nguyen Ngo Thach (2002).

FISSURELLIDAE

Clypidina Gray, 1847*Clypidina notata* (Linnaeus, 1758)

VOUCHER MATERIAL. TMMP Coll. Identified by
R.N. Kilburn (Hylleberg 2001).

Diodora Gray, 1821*Diodora cayenensis* Lamarck, 1822

VOUCHER MATERIAL. Research Institute of Marine
Products. REMARKS. American species.

Diodora mus (Reeve, 1850)

VOUCHER MATERIAL. Institute of Oceanology, Hai
Phong. LITERATURE. Nguyen X. Duc *et al.* (1997).
Nguyen X. Duc (2001).

Diodora reevei (Schepman, 1908)

VOUCHER MATERIAL. Institute of Oceanology, Hai
Phong. LITERATURE. Nguyen X. Duc *et al.* (1997)
as ?*Diodora reevei* (Schepman). – Nguyen X.
Duc (2001).

Diodora sieboldii (Reeve, 1850)

OF AUTHORS. *Diodora calyculata*. *Glyphis*
calyculata Sowerby, 1823. *Glyphis* Carpenter,
1857. VOUCHER MATERIAL. Institute of
Oceanography, Nha Trang as *Glyphis*
calyculata. REMARKS. *G. calyculata* is a South
African species. The specimens at ION are
Diodora sieboldii (Reeve, 1850) according to
R.N. Kilburn.

Diodora venusta Reeve

OF AUTHORS. *Fissurella venusta* Reeve.
LITERATURE. Serène (1937). ION collection, Gulf
of Thailand as *Fissurella venusta* Reeve.
REMARKS. Recorded from the Gulf of Thailand.
Probably also to be found in Vietnamese waters.

Diodora ?ticaonica (Reeve, 1850)

VOUCHER MATERIAL. – TMMP Coll. Identified by
R.N. Kilburn (Hylleberg 2001). – TMMP Coll.
Identified by R.N. Kilburn (Hylleberg 2001)

Emarginula Lamarck, 1801*Emarginula fenestrella* Deshayes, 1863 *non*

Dubois, 1831 = *E. fenestrata* Deshayes, 1863
LITERATURE. Nguyen X. Duc *et al.* (1997) as ?*E.*
fenestrella. – Nguyen X. Duc (2001).

Fissurella Bruguière, 1798*Fissurella volcano* Reeve, 1849

VOUCHER MATERIAL. University of Natural Science, HCM City. REMARKS. Not in Vietnam. American species.

Scutus Montfort, 1810*Scutus anatinus* Donovan, 1820

VOUCHER MATERIAL. Research Institute of Marine Products. REMARKS. Not in Vietnam. South Australian species

Scutus australis Lamarck, 1822

VOUCHER MATERIAL. University of Fisheries, Nha Trang. LITERATURE. Hua Thai Tuyen (1999). REMARKS. Not in Vietnam. The species was described from Australia by Lamarck, 1822.

Scutus unguis Linnaeus, 1758

SYNONYMS. *Scutus corrugatus* A. Adams, 1853. *Scutus elongatus* Lamarck. – *Scutus sinensis* Blainville, 1825. VOUCHER MATERIAL. University of Natural Science, HCM City. LITERATURE. Serène (1937). ION collection, Poulo-Condore as *Scutum corrugatum* Reeve. – Gulbin & Evseev (1997) as *Scutus elongatus* Lamarck.

Tugali Gray in Dieffenbach, 1843*Tugali vadososinuata* (Yokoyama, 1922)

VOUCHER MATERIAL. University of Fisheries, Nha Trang.

TURBINIDAE

Astraea Röding, 1798*Astraea phoebia* Röding, 1798

VOUCHER MATERIAL. University of Natural Science, HCM City. REMARKS. Not in Vietnam. North American species.

Astralium Link, 1807*Astralium rhodostoma* (Lamarck, 1822)

OF AUTHORS. *Astraea rhodostoma* Lamarck, 1822 VOUCHER MATERIAL. Institute of Oceanography, Nha Trang. REMARKS. R.N. Kilburn found it present at IO, Nha Trang.

Astralium stellaris Gmelin, 1791

OF AUTHORS. *Astraea stellaris* (Gmelin, 1791) VOUCHER MATERIAL. Institute of Oceanography, Nha Trang. REMARKS. R.N. Kilburn found it present at IO, Nha Trang.

Bolma Risso, 1829*Bolma erectospina* (Habe & Okutani, 1980)

LITERATURE. Nguyen Ngo Thach (2202).

Bolma girgyllus (Reeve, 1843)

OF AUTHORS. *Astraea girgylla* Reeve. VOUCHER MATERIAL. Institute of Oceanography, Nha Trang.

Cyclostrema Marryat, 1818*Cyclostrema bushi* Dautzenberg & Fischer, 1906.

LITERATURE. Dautzenberg & Fischer (1906) as *Cyclostrema bushi* n. sp.

Cyclostrema godeti Dautzenberg & Fischer, 1906

VOUCHER MATERIAL. Institute of Oceanography, Nha Trang. LITERATURE. Dautzenberg & Fischer (1906) as *Cyclostrema godeti* n. sp. REMARKS. Labelled sample missing at IO.

Guildfordia Gray, 1850*Guildfordia triumphans* Philippi, 1846

VOUCHER MATERIAL. University of Natural Science, HCM City.

Homalopoma

Carpenter, 1864

Homalopoma sangarensis Schrenck, 1867

OF AUTHORS. *Turbo sangarensis* Schrenck, 1867. *Homalopoma sangarensis*. Subgenus (*Leptothyra*). LITERATURE. Serène (1937). ION collection, Poulo-Condore.

Leptothyra

Pease, 1869

Leptothyra laeta Montrouzier, 1863 non Philippi, 1849 = *Leptothyra costulosa* (Sowerby, 1886). VOUCHER MATERIAL. Institute of Oceanography, Nha Trang.

Bothropoma Thiele, 1921***Bothropoma pilula*** (Dunker, 1860)

OF AUTHORS. *Leptothyra pilula* (Dunker, 1860). *Neocollonia pilula*. SYNONYM. Genus *Neocollonia* Kuroda & Habe, 1952 is a synonym of *Bothropoma* Thiele, 1921. VOUCHER MATERIAL. Crude Oil Safety Center, HCM City.

Liotina Fischer, 1885***Liotina peronii*** (Kiener, 1839)

VOUCHER MATERIAL. Institute of Oceanography, Nha Trang as *Liotia peroni*. REMARKS. R.N. Kilburn found it present at IO, Nha Trang. Genus *Liotia* was described by Gray, 1842.

Liotina scarioides (Reeve, 1843)

Fig. 2 inside of cover.

VOUCHER MATERIAL. Institute of Oceanography, Nha Trang, as *Liotia affinis* A. var *scarioides* [err. pro *scarioides*] R. LITERATURE. Identified by R.N. Kilburn in Hylleberg (2000). REMARKS. R.N. Kilburn found it present at IO, Nha Trang. Genus *Liotia* was described by Gray, 1842.

Liotina solidula Gould 1859

OF AUTHORS. In subgenus (*Liotinaria*). LITERATURE. Nguyen Ngo Thach (2002) as *Liotina (Liotinaria)* [err. pro *Liotinaria*] *solidula* Gould 1859.

Munditia Finlay, 1927***Munditia reeveana*** (Hinds, 1844)

OF AUTHORS. *Cyclostrema reeveana*. VOUCHER MATERIAL. Institute of Oceanography, Nha Trang. REMARKS. R.N. Kilburn found it present at IO, Nha Trang.

Turbo Linnaeus, 1758***Turbo argyrostomus*** Linnaeus, 1758

VOUCHER MATERIAL. Institute of Oceanography, Nha Trang. – University of Natural Science, HCM City. – Fac. of Agriculture, Can Tho University. REMARKS. R.N. Kilburn found it present at IO, Nha Trang.

Turbo bruneus Röding, 1798

OF AUTHORS. *Marmorostoma bruneum*. SYNONYMS. *Turbo articulatus* Reeve, 1848.

Turbo concinnus Philippi, 1847. – *Turbo elegans* Philippi, 1846. – *Turbo intercostalis* Menke, 1843. *Marmorostoma intercostalis*. VOUCHER MATERIAL. Research Institute of Marine Products. Institute of Oceanology, Hai Phong as *Turbo articulatus*. – Institute of Oceanography, Nha Trang. – Research Institute for Aquaculture No. 3. – University of Fisheries, Nha Trang. University of Fisheries, Nha Trang as *Turbo articulatus*. – University of Natural Science, HCM City. LITERATURE. Serène (1937): ION collection, Gulf of Thailand as *T. intercostalis* Meuke (sic). ION collection, Annam as *Turbo concinnus* Philippi. ION collection, Gulf of Thailand as *Turbo elegans* Philippi. – Gulbin & Evseev (1997) as *Turbo brunneus* (sic). – Hua Thai Tuyen (1999). – Identified by R.N. Kilburn in Hylleberg (2000). – Bui Quang Nghi (2000). LITERATURE. Nguyen X. Duc *et al.* (1997) as *Turbo articulatus*. – Nguyen X. Duc (2001) as *Turbo articulatus*. REMARKS. R.N. Kilburn found it present at RIA 3. and IO, Nha Trang.

Turbo chrysostrum Linnaeus, 1758

OF AUTHORS. *Turbo chrysostrum*. VOUCHER MATERIAL. Institute of Oceanology, Hai Phong. Inst. of Oceanography, Nha Trang. – Research Institute for Aquaculture No. 3. – University of Fisheries, Nha Trang. – University of Natural Science, HCM City. – TMMP Coll. Identified by R.N. Kilburn (Hylleberg 2001). LITERATURE. Dawydoff (1952) as *Turbo chrysostrum* Linné. Nguyen Chinh (1996). Nguyen X. Duc *et al.* (1997). – Nguyen X. Duc (2001). REMARKS. R.N. Kilburn found it present at RIA 3. and IO, Nha Trang.

Turbo cinereus Born, 1778

VOUCHER MATERIAL. – TMMP Coll. Identified by R.N. Kilburn (Hylleberg 2001). LITERATURE. Identified by R.N. Kilburn in Hylleberg (2000).

Turbo circularis Reeve, 1848

REMARKS. Figs. in Alf *et al.* (2000). Trawled in the Nha Trang area. – Record in need of verification. It is a South Australian species.

Turbo coreensis (Recluz, 1853)

OF AUTHORS. *Turbo coronatus coreensis* (Recluz, 1853). VOUCHER MATERIAL. Institute of Oceanology, Hai Phong, as *Turbo coronatus coreensis*. – Institute of Oceanography, Nha

Trang, as *Turbo coronatus coreensis*. – Research Institute for Aquaculture No. 3, as *Turbo coronatus coreensis*. – University of Fisheries, Nha Trang, as *Turbo coronatus coreensis*. REMARKS. *Turbo coronatus coreensis* is probably a full species.

Turbo cornutus (Lightfoot, 1786)

LITERATURE. Dawydoff (1952) as *Trochus cornutus* Gm. [Probably printer's error for *Turbo cornutus*]. REMARKS. D.G. Reid states that this species is known from Japan and could occur in N. Vietnam.

Turbo coronatus Gmelin, 1791

SYNONYM. *Turbo crenifera* Kiener. VOUCHER MATERIAL. Research Institute of Marine Products. Institute of Oceanography, Nha Trang. University of Fisheries, Nha Trang. LITERATURE. Serène (1937). ION collection, Tonkin # 107; Field notes # St. 798. – ION collection, Nha Trang as *Turbo crenifera* Kiener.

Turbo granulata (Gmelin, 1791)

OF AUTHORS. *Turbo coronatus granulata* (Gmelin, 1791). *Lunella coronata granulata*. *Lunella granulata*. *Turbo granulatus*. VOUCHER MATERIAL. Institute of Oceanology, Hai Phong, as *Turbo coronatus granulata*. – University of Fisheries, Nha Trang, as *Turbo coronatus granulata*. LITERATURE. Dautzenberg & Fischer (1905a) as *Turbo coronatus* var. *granulata* Gmelin, 1790. – Dautzenberg & Fischer (1906) as *Turbo coronatus* var. *granulata* Gmelin, 1790. Serène (1937): ION collection as *Turbo coronatus* Gmelin var. *granulata* Gmelin. ION collection, Tonkin as *Turbo granulatus* Gmelin. Nguyen X. Duc *et al.* (1997) as *Lunella coronata granulata* (Gmelin). – Nguyen X. Duc (2001) as *Nunella* (sic) *coronata granulata*. – Gulbin & Evseev (1997) as *Lunella granulata* Gmelin. REMARKS. *Turbo coronatus granulata* (Gmelin, 1791) is probably a full species.

Turbo heterocheilus Pilsbry, 1888

LITERATURE. Nguyen Ngo Thach (2202).

Turbo intercostalis Menk, 1829

LITERATURE. Nguyen Ngo Thach (2202).

Turbo marmoratus Linnaeus, 1758

VOUCHER MATERIAL. Institute of Oceanography, Nha Trang. – University of Fisheries, Nha Trang. LITERATURE. Serène (1937). ION collection,

Annam # 111. Field notes # 58. – Dawydoff (1952). – Nguyen Chinh (1996). REMARKS. Nguyen Ngoc Thach found it present at RIA 3.

Turbo petholatus Linnaeus, 1758

Fig. 3 inside of cover.

VOUCHER MATERIAL. TMMP Coll. Identified by R.N. Kilburn (Hylleberg 2001). LITERATURE. Serène (1937). ION collection. Gulf of Thailand, Field notes # St.809. – Nguyen Chinh (1996). Identified by D.G. Reid. in Hylleberg (2000). REMARKS. Nguyen Ngoc Thach found it present at RIA 3. – Fig. in Alf *et al.* (2000).

Turbo radiatus Gmelin, 1791

SYNONYM. *Turbo spinosus* Gmelin, 1791.

LITERATURE. Serène (1937). ION collection, Poulo-Condore as *Turbo spinosus* [citing the unavailable Chemnitz].

Turbo reevei Philippi, 1847

VOUCHER MATERIAL. University of Natural Science, HCM City. REMARKS. Fig. in Alf *et al.* (2000). Found in Nha Trang area at 20–25 m depth.

Turbo setosus Gmelin, 1791

LITERATURE. Dawydoff (1952) South Annam.

Turbo stenogyrus Fischer, 1873

LITERATURE. Identified (juv.) by R.N. Kilburn in Hylleberg (2000). VOUCHER MATERIAL. University of Natural Science, HCM City.

Turbo ticaonicus Reeve, 1848

SYNONYM. *Turbo tumidulus* Reeve, 1848. LITERATURE. Serène (1937). ION collection, Poulo-Condore as *Turbo tumidulus* (sic) Reeve.

ANGARIIDAE

Angaria Röding, 1798

Angaria delphinus (Linnaeus, 1758)

OF AUTHORS. *Trochus laciniatus* Reeve, 1861. SYNONYMS. *Angaria atrata* Reeve, 1843. *Delphinula atrata*. – *Angaria distorta* (Linnaeus, 1758). – *Angaria laciniata* (Lamarck, 1819). *Delphinula laciniata*. VOUCHER MATERIAL. Research Institute of Marine Products. – Institute of Oceanology, Hai Phong. – Institute of Oceanography, Nha Trang. – Institute of Oceanography, Nha Trang as *Trochus* (err.) *laciniatus*. – Research Institute for Aquaculture

No. 3. – Research Institute for Aquaculture No. 3 as *Angaria distorta*. – University of Fisheries, Nha Trang. – University of Natural Science, HCM City. – Fac. of Agriculture, Can Tho University. – TMMP Coll. Identified by R.N. Kilburn (Hylleberg 2001). LITERATURE. Serène (1937). ION collection, Poulo-Condore, as *Delphimula* (sic) *laciniata*. – Serène (1937). ION collection, Poulo-Condore, as *Delphimula* (sic) *atrata* [citing Chemnitz]. Dawydoff (1952) as *Angaria lacinata* Lam. Nguyen X. Duc *et al.* (1997) as *Angaria delphinus* (Linnaeus). Gulbin & Evseev (1997). Hua Thai Tuyen (1999). – *Angaria delphinus* ID by R.N. Kilburn in Hylleberg (2000). Nguyen X. Duc (2001) as *Angaria luciniata* (sic). REMARKS. R.N. Kilburn found it present at RIA 3.

Angaria melacantha (Reeve, 1842)

LITERATURE. Nguyen Ngo Thach (2202).

Angaria nodosa (Reeve, 1842)

LITERATURE. Nguyen Ngo Thach (2202).

Angaria rugosa (Kiener, 1873)

LITERATURE. Nguyen Ngo Thach (2202).

Angaria tyria (Reeve, 1842)

VOUCHER MATERIAL. University of Fisheries, Nha Trang. REMARKS. Not in Vietnam. Known from Australia

TROCHIDAE

Calliostoma Swainson, 1840

Calliostoma annulatum Lightfoot, 1786

VOUCHER MATERIAL. University of Natural Science, HCM City. REMARKS. Not in Vietnam. Known from North America.

Calliostoma interruptum (Wood, 1828)

OF AUTHORS. *Calliostoma interrupta* Reeve. VOUCHER MATERIAL. Institute of Oceanography, Nha Trang. REMARKS. R.N. Kilburn found it misidentified at IO, Nha Trang.

Calliostoma scobinatum (Adams in Reeve, 1863)

VOUCHER MATERIAL. Inst. of Oceano., Nha Trang. REMARKS. R.N. Kilburn found shells, possibly of this species, present at IO, Nha Trang.

Calliostoma tranquebaricum (Röding, 1798)

VOUCHER MATERIAL. Institute of Oceanography, Nha Trang. – Research Institute for Aquaculture

No. 3. REMARKS. R.N. Kilburn found the shells at ION in very poor condition. Present at RIA 3.

Calliostoma unicum (Dunker, 1860)

OF AUTHORS. *Tristichotrochus unicus* (Dunker). LITERATURE. Nguyen X. Duc *et al.* (1997). Ha Long Bay as *Tristichotrochus unicus*. – Nguyen X. Duc (2001)

Chrysostoma Swainson, 1840

Chrysostoma paradoxum (Born, 1778)

SYNONYM. *Chrysostoma nicobarica* Swainson. VOUCHER MATERIAL. Institute of Oceanography, Nha Trang. – University of Natural Science, HCM City. LITERATURE. Serène (1937). ION collection, Thailand. – Dawydoff (1952), Gulf of Thailand, as *C. nicobarica* Gmelin.

Clanculus

Montfort, 1810

Clanculus clanguloides (Wood, 1828)

VOUCHER MATERIAL. University of Natural Science, HCM City.

Clanculus denticulatus (Gray, 1827)

SYNONYM. *Clanculus atropurpureus* (Gould, 1849). VOUCHER MATERIAL. Inst. of Oceanology, Hai Phong. – Institute of Oceanography, Nha Trang. LITERATURE. Nguyen X. Duc *et al.* (1997) as *Clanculus denticulatus* (Gray). – Gulbin & Evseev (1997) as *Clanculus denticulatus*. Gulbin & Evseev (1997) as *Clanculus atropurpureus*. – Hua Thai Tuyen (1999). Nguyen X. Duc (2001) as *C. denticulatus* (Gmelin). REMARKS. R.N. Kilburn found the shells to be *Gibbula* sp. at IO, Nha Trang.

Clanculus margaritarius (Philippi, 1847)

VOUCHER MATERIAL. Institute of Oceanography, Nha Trang. – University of Natural Science, HCM City.

Clanculus puniceus (Philippi, 1846)

LITERATURE. Dawydoff (1952) South Annam as *Clanculus* (sic) *punicus* (sic) Phil. REMARKS. Probably not in Vietnam. Known from the Indian Ocean.

Clanculus ?stigmatarius (A. Adams, 1853)

LITERATURE. Identified by R.N. Kilburn in Hylleberg (2000).

Ethalia H. & A. Adams, 1854

Ethalia guamensis (Quoy & Gaimard, 1834)

Fig. 4, inside of cover.

OF AUTHORS. *Umbonium guamensis*. VOUCHER MATERIAL. Research Inst. for Aquaculture No. 3. University of Fisheries, Nha Trang. LITERATURE. ID by D.G. Reid in Hylleberg (2000).

Euchelus Philippi, 1847

Euchelus asper (Gmelin, 1791)

VOUCHER MATERIAL. University of Natural Science, HCM City.

Euchelus aspersus (Philippi, 1846)

OF AUTHORS. *Herpetopoma aspersa* (Philippi, 1846). Genus *Herpetopoma* Pilsbry, 1890. LITERATURE. Nguyen Ngo Thach (2002).

Euchelus atratus (Gmelin, 1791)

OF AUTHORS. *Herpetopoma atrata* (Gmelin, 1791). LITERATURE. Nguyen Ngo Thach (2002).

Euchelus edentulus A. Adams, 1853

OF AUTHORS. *Clanculus edentulus*. VOUCHER MATERIAL. University of Fisheries, Nha Trang. LITERATURE. Gulbin & Evseev (1997)

Euchelus scaber (Linnaeus, 1758)

VOUCHER MATERIAL. Institute of Oceanology, Hai Phong. LITERATURE. Serène (1937). ION collection, Gulf of Thailand. – Nguyen X. Duc *et al.* (1997). Ha Long Bay as *?Euchelus scabar* (Linnaeus). – Nguyen X. Duc (2001) as *Euchelus scabar*

Gibbula Risso, 1826

Gibbula danieli (Crosse, 1864)

OF AUTHORS. *Clanculus danieli* (Crosse). *Eutrochus danieli* (Crosse). VOUCHER MATERIAL. Institute of Oceanography, Nha Trang as *Clanculus danieli*. LITERATURE. Gulbin & Evseev (1997) as *Eutrochus danieli* (Grosse) sic.

Gibbula stoliczkana G. & H. Nevill, 1869

VOUCHER MATERIAL. Crude Oil Safety Center, HCM City.

Hybochelus Pilsbry, 1899

Hybochelus fossulatus (Souverbie, 1875).

OF AUTHORS. *Euchelus fossulatus* now in genus

Hybochelus. VOUCHER MATERIAL. Institut. of Oceano. Nha Trang. REMARKS. Misidentification. R.N. Kilburn found that the ION specimens are not in genus *Euchelus* but aspecies of *Ilanga*.

Minolia A.Adams, 1860

Minolia chinensis (Sowerby, 1858)

OF AUTHORS. Erroneous genus *Monilea chinensis* VOUCHER MATERIAL. Institute of Oceanology, Hai Phong as *Monilea chinensis*. LITERATURE. Nguyen X. Duc *et al.* (1997) as *?Monilea* (sic) *chinensis* Sowerby. – Nguyen X. Duc (2001) as *Monilea chinensis*

Monilea Swainson, 1840

Monilea belcheri Philippi, 1849

LITERATURE. Nguyen Ngo Thach (2002).

Monilea callifera (Lamarck, 1822)

VOUCHER MATERIAL. Institute of Oceanology, Hai Phong. – Institute of Oceanography, Nha Trang. Research Institute for Aquaculture No. 3. University of Fisheries, Nha Trang. LITERATURE. Nguyen X. Duc *et al.* (1997). – Nguyen X. Duc (2001). REMARKS. R.N. Kilburn found it present at RIA 3. and IO, Nha Trang.

Monilea calyculus (Wood, 1828)

LITERATURE. Identified by D.G. Reid in Hylleberg (2000). REMARKS. D.G. Reid found it trawled by fishermen, 10–20 m, nearshore Nha Trang.

Monilea lentiginosa (Philippi, 1851)

VOUCHER MATERIAL. Institute of Oceanography, Nha Trang.

Monilea smithi (Wood, 1828).

LITERATURE. Nguyen Ngo Thach (2002)

Monilea smithii (Dunker, 1882)

VOUCHER MATERIAL. University of Natural Science, HCM City. REMARKS. Not in Vietnam. This is a W. Pacific species.

Monodonta

Lamarck, 1799

Monodonta australis (Lamarck, 1816)

LITERATURE. Serène (1937). ION collection, Poulo-Condore, as *Monodonta australis* Lamarck var.

Monodonta canalifera (Lamarck, 1816)

SYNONYM. *Monodonta parva* Philippi. VOUCHER MATERIAL. University of Natural Science, HCM City. LITERATURE. Serène (1937). ION collection, Gulf of Thailand as *Monodonta parva* Philippi.

Monodonta labio (Linnaeus, 1758)

OF AUTHORS. *Trochus labio* Linnaeus, 1758. VOUCHER MATERIAL. Institute of Oceanology, Hai Phong. – Institute of Oceanography, Nha Trang. Research Institute for Aquaculture No. 3. University of Fisheries, Nha Trang. – University of Natural Science, HCM City. – TMMP Coll. Identified by R.N. Kilburn (Hylleberg 2001). LITERATURE. Dautzenberg & Fischer (1905a) as *Monodonta labio* Linnaeus, 1758. Dautzenberg & Fischer (1906). – Serène (1937). ION collection, Tonkin # 615; Field notes # St. 796. Nguyen X. Duc *et al.* (1997) as *Monodonta labio* (Linnaeus). – Gulbin & Evseev (1997). Hua Thai Tuyen (1999). – Identified by R.N. Kilburn in Hylleberg (2000). – Nguyen X. Duc (2001). REMARKS. Kilburn found it present at IO, Nha Trang and the RIA3 coll.

Monodonta neritoides (Philippi, 1847)

VOUCHER MATERIAL. Institute of Oceanology, Hai Phong. – University of Natural Science, HCM City.

Monodonta viridis (Lamarck, 1816)

LITERATURE. Serène (1937). ION collection, Poulo-Condore, as *Monodonta viridis* Deshayes. REMARKS. Not in Vietnam. West Pacific species.

Perrinia

H. & A. Adams, 1854?

Perrinia angulifera Adams, 1853

LITERATURE. Nguyen Ngo Thach (2202).

Rossiteria Brazier, 1895***Rossiteria nucleus*** (Philippi, 1849)

OF AUTHORS. *Monilea nucleus* (Philippi, 1849). *Rossiteria nuclea*. VOUCHER MATERIAL. Institute of Oceanography, Nha Trang as *Monilea nucleus*. REMARKS. R.N. Kilburn found it present at IO, Nha Trang. Collected by D.G. Reid 20 km N of Danang. 2 August 2001. Dead, in shell gravel dredged from shallow lagoonal bay.

Tectus

Montfort, 1810

Tectus concavus (Gmelin, 1791)

OF AUTHORS. *Trochus concavus*. LITERATURE. Serène (1937). ION collection, Poulo-Condore. REMARKS. Not in Vietnam. Indian Ocean species.

Tectus conus (Gmelin, 1791)

OF AUTHORS. *Trochus conus*. VOUCHER MATERIAL. Research Institute for Aquaculture No. 3. University of Fisheries, Nha Trang. – University of Natural Science, HCM City. LITERATURE. Serène (1937). ION collection, Annam as *Trochus acutangulus* [citing the unavailable Chemnitz]. REMARKS. Nguyen Ngoc Thach found it present at RIA 3.

Tectus dentatus (Forsskal, 1775)

OF AUTHORS. *Trochus dentatus*. LITERATURE. Serène (1937). ION collection, Poulo-Condore, as *Trochus dandatus* (sic) Forsskal. REMARKS. Not in Vietnam. Known from the Red Sea.

Tectus maximus Philippi, 1844

OF AUTHORS. *Trochus maximus*. LITERATURE. Serène (1937). ION collection, Cochinchine as *Trochus maximus* Roch.

Tectus niloticus (Linnaeus, 1767)

OF AUTHORS. *Trochus niloticus*. SYNONYM. *Tectus niloticus maximus* Koch. VOUCHER MATERIAL. Institute of Oceanology, Hai Phong. – Research Institute of Marine Products. – Institute of Oceanography, Nha Trang. – Research Institute for Aquaculture No. 3. – University of Fisheries, Nha Trang. – University of Natural Science, HCM City. – Fac. of Agriculture, Can Tho University. Serène (1937). ION collection, Gulf of Thailand as *Trochus niloticus* [citing the unavailable Chemnitz]. LITERATURE. Nguyen Chinh (1996) as *Trochus niloticus*. – Hua Thai Tuyen (1999). – Identified by J. Hylleberg in Hylleberg (2000). REMARKS. R.N. Kilburn found it present at IO, Nha Trang.

Tectus pyramis (Born, 1778)

OF AUTHORS. *Trochus pyramis*. SYNONYM. *Trochus obeliscus* Gmelin, 1791. *Trochus tectus obeliscus*. *Tectus obeliscus*. VOUCHER MATERIAL. Institute of Oceanology, Hai Phong. – Research Institute of Marine Products. – Institute of Oceanography, Nha Trang. – Research Institute

for Aquaculture No. 3. – University of Fisheries, Nha Trang. – University of Natural Science, HCM City. – Fac. of Agriculture, Can Tho University. LITERATURE. Serène (1937). ION collection, Annam as *Trochus tectus obeliscus*. Nguyen X. Duc *et al.* (1997). – Gulbin & Evseev (1997). – Nguyen. – Chinh (1999) as *Trochus pyramis*. – Hua Thai Tuyen (1999). Nguyen X. Duc (2001) as *Trochus pyramis*. REMARKS. R.N. Kilburn found it present at IO, Nha Trang, and Nguyen Ngoc Thach found it present at RIA 3.

Tectus triserialis (Lamarck, 1822)

VOUCHER MATERIAL. Institute of Oceanography, Nha Trang. REMARKS. R.N. Kilburn found it present at IO, Nha Trang.

Tectus virgatus Gmelin, 1791

OF AUTHORS. *Trochus virgatus*. LITERATURE. Serène (1937). ION collection, Poulo-Condore. REMARKS. Not in Vietnam. Indian Ocean species.

Tegula

Lesson, 1835

Tegula gallina Forbes, 1848

VOUCHER MATERIAL. University of Natural Science, HCM City. REMARKS. American species.

Tegula nigerrima (Gmelin, 1791)

OF AUTHORS. *Diloma nigerrima*. *Chlorostoma nigerrima*. VOUCHER MATERIAL. Institute of Oceanography, Nha Trang. – Research Institute for Aquaculture No. 3 as *Tegula nigentira* err. (Gmelin, 1791). – University of Fisheries, Nha Trang. LITERATURE. Nguyen Chinh & Le Ngoc Hoa (2003) as *Tegula nigentira* [err.]. REMARKS. R.N. Kilburn found it present at RIA 3. and IO, Nha Trang.

Tegula rusticum (Gmelin, 1791)

OF AUTHORS. *Tegula rustica*. *Omphalius rusticus*. Genus *Chlorostoma* Swainson, 1840. *Chlorostoma rusticum* (Gmelin, 1791). VOUCHER MATERIAL. University of Fisheries, Nha Trang. Institute of Oceanography, Nha Trang. LITERATURE. Nguyen X. Duc *et al.* (1997). Nguyen X. Duc (2001). REMARKS. R.N. Kilburn found it apparently present at IO, Nha Trang, but the specimens labelled *Tegula rustica* are smooth, hence not *rustica*.

Tegula xanthostigma A. Adams, 1853

VOUCHER MATERIAL. Institute of Oceanology, Hai Phong. LITERATURE. Serène (1937). ION collection, Tonkin. – Identified by D.G. Reid in Hylleberg (2000).

Thalotia Gray, 1840

Thalotia elongatus (Wood, 1828)

OF AUTHORS. *Thalotia elongata*. VOUCHER MATERIAL. Institute of Oceanology, Hai Phong. LITERATURE. Nguyen X. Duc *et al.* (1997) as *?Thalotia elongata* (Wood). – Nguyen X. Duc (2001) as *Thalotica* (sic) *elongata*. REMARKS. Probably not in Vietnam. Known from Australia.

Trochus Linnaeus, 1758

Trochus hanleyanus Reeve, 1842

LITERATURE. Nguyen Ngo Thach (2202).

Trochus incrassatus Lamarck, 1822

VOUCHER MATERIAL. Institute of Oceanography, Nha Trang.

Trochus maculatus Linnaeus, 1758

VOUCHER MATERIAL. Institute of Oceanology, Hai Phong. – Institute of Oceanography, Nha Trang. Research Institute for Aquaculture No. 3. University of Fisheries, Nha Trang. – University of Natural Science, HCM City. – Fac. of Agriculture, Can Tho University. – TMMP Coll. Identified by R.N. Kilburn (Hylleberg 2001). LITERATURE. Serène (1937). ION collection, Gulf of Thailand. – Dawydoff (1952). – Nguyen Chinh (1996). – Nguyen X. Duc *et al.* (1997) as *Trochus maculatus* (Linnaeus). – Gulbin & Evseev (1997). – Hua Thai Tuyen (1999). *Trochus maculatus* identified by A.J. Kohn in Hylleberg (2000). – Nguyen X. Duc (2001). REMARKS. R.N. Kilburn found it present at IO, Nha Trang.

Trochus radiatus (Gmelin, 1791)

LITERATURE. Serène (1937). ION collection, Gulf of Thailand. REMARKS. Not in Vietnam. This is a common N. Indian Ocean species.

Trochus rota Dunker, 1860

VOUCHER MATERIAL. University of Natural Science, HCM City. REMARKS. Not in Vietnam. Known from W. Pacific.

Trochus sacellum Philippi, 1854

VOUCHER MATERIAL. TMMP Coll. Identified by R.N. Kilburn (Hylleberg 2001). LITERATURE. Identified by R.N. Kilburn in Hylleberg (2000).

Trochus verrucosus Gmelin, 1791

LITERATURE. Serène (1937). ION collection, Gulf of Thailand as *Trochus verucosus*.

Turcica H. & A.Adams, 1854

Turcica elisa Gould

VOUCHER MATERIAL. Institute of Oceanography, Nha Trang. REMARKS. R.N. Kilburn found it present at ION, Nha Trang.

Umbonium Link, 1807

Umbonium guamensis Quoy & Gaimard, 1834

LITERATURE. Nguyen Ngo Thach (2202).

Umbonium vestiarium (Linnaeus, 1758)

SYNONYM. *Umbonium elegans* Kiener, 1838. VOUCHER MATERIAL. Institute of Oceanology, Hai Phong. – Research Institute of Marine Products. Institute of Oceanography, Nha Trang. Research Institute for Aquaculture No. 3. – University of Fisheries, Nha Trang. – University of Natural Science, HCM City. – TMMP Coll. Identified by R.N. Kilburn (Hylleberg 2001). LITERATURE. Dautzenberg & Fischer (1906) as *Umbonium vestiarium* (Linnaeus, 1758). –Serène (1937). ION collection, Gulf of Thailand as *Umbonium* (sic) *elegans* Beck.– Gulbin & Evseev (1997). Identified by R.N. Kilburn in Hylleberg (2000). REMARKS. R.N. Kilburn found it present at RIA3.

STOMATELLIDAE

Stomatella Lamarck, 1816

Stomatella planulata (Lamarck, 1816)

VOUCHER MATERIAL. Institute of Oceanography, Nha Trang. REMARKS. R.N. Kilburn found it present at IO, Nha Trang.

Stomatia Helbling, 1779.

Stomatia phymotis Helbling, 1779

LITERATURE. Nguyen Ngo Thach (2202).

Pseudostomatella Thiele, 1921

Pseudostomatella decolorata (Gould, 1848)

OF AUTHORS. *Stomatia decolorata* Gould, 1848. Genus *Stomatia* Helbling, 1779. LITERATURE. Hua Thai Tuyen (1999).

Superorder NERITOPSINA

NERITOPSIDAE

Neritopsis Grateloup, 1832

Neritopsis radula (Linnaeus, 1758)

VOUCHER MATERIAL. Institute of Oceanography, Nha Trang. – Research Institute for Aquaculture No. 3. – University of Natural Science, HCM City. – TMMP Coll. Identified by R.N. Kilburn (Hylleberg 2001). LITERATURE. Identified by R.N. Kilburn in Hylleberg (2000). REMARKS. R.N. Kilburn found it present at RIA 3. and IO, Nha Trang.

NERITIDAE

Annotated by D.G. Reid

Clithon Montfort, 1810

Clithon bicolor (Recluz, 1842)

OF AUTHORS. *Theodoxus bicolor*. VOUCHER MATERIAL. University of Fisheries, Nha Trang.

Clithon chlorostoma (Sowerby, 1833)

OF AUTHORS. *Clithon chlorostoma* (Broderip, 1832). VOUCHER MATERIAL. TMMP Coll. Identified by R.N. Kilburn (Hylleberg 2001).

Clithon coronata (Leach, 1814)

OF AUTHORS. *Nerita coronata*. LITERATURE. Nguyen X. Duc *et al.* (1997). Ha Long Bay as ?*Nerita coronata*. – Nguyen X. Duc (2001) as *Nerita coronata*. Remarks. *Nerita coronata* is probably *Clithon coronata*.

Clithon faba (Sowerby, 1836)

OF AUTHORS. *Theodoxus faba*. VOUCHER MATERIAL. TMMP Coll. Identified by R.N. Kilburn (Hylleberg 2001). LITERATURE. ID by D.G. Reid and R.N. Kilburn in Hylleberg (2000).

Clithon oualaniensis (Lesson, 1831)

OF AUTHORS. *Theodoxus oualaniensis*. VOUCHER MATERIAL. Institute of Oceanology, Hai Phong. Research Institute for Aquaculture No. 3. University of Fisheries, Nha Trang. – University of Natural Science, HCM City. – TMMP Coll. Identified by R.N. Kilburn (Hylleberg 2001). LITERATURE. Gulbin & Evseev (1997) as *Theodoxus oualaniensis* (Lesson). – Identified by D.G. Reid, R.N. Kilburn and Nguyen Chinh in Hylleberg (2000). REMARKS. R.N. Kilburn found it present at RIA 3.

Clithon pulchella (Reeve, 1855)

LITERATURE. Identified by D.G. Reid in Hylleberg (2000).

Clithon retropictus (Martens, 1879)

OF AUTHORS. *Theodoxus retropictus*. VOUCHER MATERIAL. Institute of Oceanology, Hai Phong.

Clithon sowerbianus (Recluz, 1842)

OF AUTHORS. *Theodoxus sowerbianus*. *Nerita sowerbiana*. VOUCHER MATERIAL. Institute of Oceanology, Hai Phong. LITERATURE. Dawydoff (1952) Poulou-Condore, as *Nerita sowerbiana* Recl.

Nerita Linnaeus, 1758

Nerita albicilla Linnaeus, 1758

OF AUTHORS. Subgenus (*Theliostyla*). VOUCHER MATERIAL. Institute of Oceanology, Hai Phong. Institute of Oceanography, Nha Trang. Research Institute for Aquaculture No. 3. – University of Fisheries, Nha Trang. – University of Natural Science, HCM City. – TMMP Coll. Identified by R.N. Kilburn (Hylleberg 2001). LITERATURE. Dautzenberg & Fischer (1906) as *Nerita albicilla* Linnaeus, 1758. – Serène (1937). ION collection, Gulf of Thailand. – Nguyen X. Duc *et al.* (1997). – Gulbin & Evseev (1997) as *Nerita albicillae* (sic) Linné. – Hua Thai Tuyen (1999). – Identified by D.G. Reid and J. Hylleberg in Hylleberg (2000). – Bui Quang Nghi (2000). – Nguyen X. Duc (2001). REMARKS. R.N. Kilburn found it present at RIA 3. and IO, Nha Trang.

Nerita chamaeleon Linnaeus, 1758

VOUCHER MATERIAL. Institute of Oceanology, Hai Phong. – Institute of Oceanography, Nha Trang. Research Institute for Aquaculture No. 3.

University of Fisheries, Nha Trang. – University of Natural Science, HCM City. LITERATURE. Dautzenberg & Fischer (1905a) as *Nerita chamaeleon* Linnaeus, 1758. – Dautzenberg & Fischer (1906). – Serène (1937). ION collection, Gulf of Thailand. – Gulbin & Evseev (1997). ID by D.G. Reid in Hylleberg (2000). REMARKS. R.N. Kilburn found it present at IO, Nha Trang.

Nerita costata Gmelin, 1791

VOUCHER MATERIAL. Institute of Oceanology, Hai Phong. – Institute of Oceanography, Nha Trang. University of Natural Science, HCM City. LITERATURE. Serène (1937). ION collection, Poulou-Condore [citing the unavailable Chemnitz]. – Gulbin & Evseev (1997) [citing Chemnitz]. REMARKS. R.N. Kilburn found it present at IO, Nha Trang.

Nerita grayana Rècluz, 1844

LITERATURE. Identified by R.N. Kilburn in Hylleberg (2000).

Nerita histrio (Linnaeus, 1758)

SYNONYM. *Nerita squamulata* Le Guillou, 1841. VOUCHER MATERIAL. – Research Institute for Aquaculture No. 3 as *Nerita squamulata*. TMMP Coll. Identified by R.N. Kilburn (Hylleberg 2001). REMARKS. R.N. Kilburn found it present at RIA 3.

Nerita insculpta Recluz, 1842

VOUCHER MATERIAL. Institute of Oceanology, Hai Phong. – TMMP Coll. Identified by R.N. Kilburn (Hylleberg 2001). LITERATURE. Dautzenberg & Fischer (1905a) as *Nerita insculpta* Recluz, 1841. – Serène (1937). ION collection, Annam. – Gulbin & Evseev (1997). REMARKS. R.N. Kilburn found it present at IO, Nha Trang.

Nerita lineata Gmelin, 1791 *non* Mueller, 1774 = *Nerita balteata* Reeve, 1855

SYNONYMS. *Nerita articulata* Gould, 1840. *Nerita balteata* Reeve, 1855. *Nerita birmanica* VOUCHER MATERIAL. Institute of Oceanology, Hai Phong – Research Institute of Marine Products. Institute of Oceanography, Nha Trang. University of Fisheries, Nha Trang. – University of Natural Science, HCM City. – TMMP Coll. Identified by R.N. Kilburn (Hylleberg 2001) as *Nerita articulata*. LITERATURE. Dautzenberg & Fischer (1905a) as *Nerita lineata* Gmelin, 1790.

Dautzenberg & Fischer (1906). – Serène (1937). ION collection, Annam # 92 [citing the unavailable Chemnitz]. – Gulbin & Evseev (1997) as *Nerita lineata* [citing the unavailable Chemnitz]. – Nguyen Ngo Thach (2002). REMARKS: Synonymies by D.G. Reid & R.N. Kilburn; the species was present at IO, Nha Trang.

Nerita maculosa Lam.

LITERATURE. Dawydoff (1952). REMARKS. Status not known. We have only found reference to this taxon in the cited literature.

Nerita maxima Gmelin, 1791

VOUCHER MATERIAL. Research Institute of Marine Products.

Nerita ornata Sowerby, 1833

VOUCHER MATERIAL. University of Natural Science, HCM City.

REMARKS. Not in Vietnam. American species.

Nerita oryzarum Recluz, 1841

Serène (1937). ION collection, Thailand. REMARKS. Probably not in Vietnam. Known from India and West Thailand.

Nerita peloronta Linnaeus, 1758

VOUCHER MATERIAL. University of Natural Science, HCM City. REMARKS. Not in Vietnam. North American species.

Nerita planospira Anton, 1838

SYNONYM. *Nerita atropurpurea* Recluz, 1841. LITERATURE. Serène (1937): ION collection, Poulo-Condore. ION collection, Poulo-Condore, as *Nerita atropurpurea* Recluz.

Nerita plicata Linnaeus, 1758

VOUCHER MATERIAL. Institute of Oceanography, Nha Trang. – University of Natural Science, HCM City. LITERATURE. Serène (1937). ION collection, Poulo-Condore. – Gulbin & Evseev (1997).

Nerita polita Linnaeus, 1758

VOUCHER MATERIAL. Institute of Oceanology, Hai Phong. – Institute of Oceanography, Nha Trang. Research Institute for Aquaculture No. 3. University of Fisheries, Nha Trang. – University of Natural Science, HCM City. LITERATURE. Serène (1937). ION collection, Poulo-Condore. Gulbin & Evseev (1997). – Hua Thai Tuyen (1999). – Identified by D.G. Reid in Hylleberg (2000). REMARKS. R.N. Kilburn found *N. polita*

present at IO, Nha Trang. The subspecific taxon *Nerita polita rumphi* Récluz, 1841 is catalogued by Nguyen Ngo Thach (2002).

Nerita reticulata Karsten, 1789

SYNONYM. *Nerita signata* Lamarck, 1822

VOUCHER MATERIAL. Institute of Oceanography, Nha Trang. LITERATURE. Gulbin & Evseev (1997) as *Nerita siquata* (err.) Mcleay (sic). – Identified by D.G. Reid in Hylleberg (2000). REMARKS. R.N. Kilburn found it present at IO, Nha Trang.

Nerita stella

LITERATURE. Serène (1937). ION collection, Poulo-Condore [citing the unavailable Chemnitz]. REMARKS. Status not known. We have only found reference to this taxon in the cited literature.

Nerita tessellata Gmelin, 1791

VOUCHER MATERIAL. Research Institute of Marine Products. REMARKS. Not in Vietnam. American species.

Nerita textilis Gmelin, 1791

VOUCHER MATERIAL. Research Institute for Aquaculture No. 3. REMARKS. Not in Vietnam. D.G. Reid states that this is as an Indian Ocean species.

Nerita undata Linnaeus, 1758

SYNONYMS. *Nerita chrysostoma* Recluz, 1841. *Nerita striata* Burrow. – *Nerita undata striata* Burrow. VOUCHER MATERIAL. Institute of Oceanology, Hai Phong. – Institute of Oceanography, Nha Trang. – Research Institute for Aquaculture No. 3. – University of Fisheries, Nha Trang. – University of Natural Science, HCM City. – TMMP Coll. Identified by R.N. Kilburn (Hylleberg 2001). LITERATURE. Serène (1937): ION collection, Poulo-Condore. ION collection, Gulf of Thailand as *Nerita chrysostoma* Recluz, 1841. – Nguyen X. Duc *et al.* (1997) as *Nerita undata striata* Burrow. Gulbin & Evseev (1997). – Hua Thai Tuyen (1999). Identified by D.G. Reid in Hylleberg (2000). – Nguyen X. Duc (2001) as *Nerita striata* Burrow. REMARKS. R.N. Kilburn found it present at IO, Nha Trang.

Nerita yoldii Recluz, 1841

VOUCHER MATERIAL. Institute of Oceanology, Hai Phong. – University of Fisheries, Nha Trang. TMMP Coll. Identified by R.N. Kilburn

(Hylleberg 2001). LITERATURE. Serène (1937). ION collection, Cochinchine. – Nguyen X. Duc *et al.* (1997) as ?*Nerita yoldii* Recluz. – ID by D.G. Reid and R.N. Kilburn in Hylleberg (2000). Nguyen X. Duc (2001).

Neritina Lamarck, 1816

Neritina cornucopia Benson, 1836

OF AUTHORS. Subgenus (*Dostia*). Genus *Dostia* Gray, 1847. VOUCHER MATERIAL. TMMP Coll. Identified by R.N. Kilburn (Hylleberg 2001) as *Dostia cornucopia*. LITERATURE. Identified by D.G. Reid in Hylleberg (2000).

Neritina granosa Sowerby, 1825

LITERATURE. Dawydoff (1952) South Annam. REMARKS. Not in Vietnam. Known from Hawaii.

Neritina plumbea Sowerby, 1849

OF AUTHORS. *Nerita plumbea*. VOUCHER MATERIAL. University of Natural Science, HCM City.

Neritina pulligera (Linnaeus, 1767)

OF AUTHORS. *Nerita pulligera*. VOUCHER MATERIAL. Research Institute of Marine Products. University of Natural Science, HCM City.

Neritina turrita (Gmelin, 1791)

OF AUTHORS. Subgenus (*Vittina*). LITERATURE. Nguyen Ngo Thach (2202).

Neritina violacea (Gmelin, 1791)

OF AUTHORS. *Nerita violacea* Gmelin, 1790. Subgenus (*Dostia*). VOUCHER MATERIAL. Institute of Oceanology, Hai Phong. – University of Fisheries, Nha Trang. LITERATURE. Dautzenberg & Fischer (1905a,b) as *Neritina (Dostia) violacea* Gmelin, 1790. – Nguyen X. Duc *et al.* (1997). Ha Long Bay – Identified by D.G. Reid in Hylleberg (2000). – Nguyen X. Duc (2001) as *Neritina violacia* (sic). REMARKS. R.N. Kilburn found it present IO, Nha Trang.

Neritina violacea var. *melanostoma* Troschel Serène (1937). ION collection, Nha Trang, as *Neritina violacea* Gmelin var. *melanostoma* Troschel. REMARKS. Status not known. We have only found reference to this taxon in the cited literature.

Neritina waigiensis (Lesson, 1831)

SYNONYMS. *Neritina communis* (Quoy & Gaimard, 1832). *Nerita communis*.

VOUCHER MATERIAL. University of Fisheries, Nha

Trang. LITERATURE. Serène (1937). ION collection, Nha Trang as *N. communis* Dussy (sic) & Gaimard. – Dawydoff (1952) as *Nerita communis* Quoy.

Neritina zizac Lamarck, 1816 auct.

non Lamarck, 1822 = *paralella* (Röding, 1798) OF AUTHORS. *Provittoidea zizac*. SYNONYM. *Neritina variegata* (Lesson, 1831). VOUCHER MATERIAL. Institute of Oceanography, Nha Trang. University of Fisheries, Nha Trang.

Theodoxus Montfort, 1810

Theodoxus coronatus (Leach, 1815)

LITERATURE. Nguyen Ngo Thach (2202).

Theodoxus sowerbianus (Récluz, 1842)

OF AUTHORS. *Neritina sowerbiana* Recluz, 1842. LITERATURE. Dautzenberg & Fischer (1905a) as *Neritina sowerbyana*.

PHENACOLEPADIDAE

Cinnalepeta Iredale, 1929

Cinnalepeta cinnamonea (Gould, 1846)

LITERATURE. Nguyen Ngo Thach (2202).

Plesiothyreus Cossmann, 1888

Plesiothyreus cytherae (Lesson, 1831)

LITERATURE. Identified by R.N. Kilburn in Hylleberg (2000).

Plesiothyreus ?indica (Thiele, 1909)

LITERATURE. Identified by R.N. Kilburn in Hylleberg (2000).

Plesiothyreus galathea Lamarck, 1819

OF AUTHORS. *Phenacolepas galathea*. VOUCHER MATERIAL. Institute of Oceanography, Nha Trang.

Plesiothyreus pulchella (Lischke, 1871)

OF AUTHORS. *Phenacolepas pulchella*. Subgenus (*Cinnalepeta*). LITERATURE. Identified by D.G. Reid in Hylleberg (2000).

Superorder

CAENOGASTROPODA

(previously in Mesogastropoda)

CERITHIIDAE

Cerithium Bruguière, 1789***Cerithium bavayi*** Vignal, 1902

VOUCHER MATERIAL. Institute of Oceanography, Nha Trang.

Cerithium caeruleum Sowerby, 1855

VOUCHER MATERIAL. Research Institute for Aquaculture No. 3.

Cerithium citrinum Sowerby, 1855

VOUCHER MATERIAL. Institute of Oceanography, Nha Trang. – Research Institute for Aquaculture No. 3. LITERATURE. Gulbin & Evseev (1997).

Cerithium columna Sowerby, 1834

VOUCHER MATERIAL. Institute of Oceanology, Hai Phong. – Institute of Oceanography, Nha Trang. LITERATURE. Gulbin & Evseev (1997).

Cerithium coralium Kiener, 1841

OF AUTHORS. *Clypeomorus coralinum* (Kiener, 1841). *Cerithium corallinum* (sic) Sowerby. SYNONYM. *Cerithium ustum* Hombron & Jacquinot, 1852. VOUCHER MATERIAL. Institute of Oceanography, Nha Trang as *Cerithium ustum*. LITERATURE. Serène (1937). ION collection, Gulf of Thailand. – Gulbin & Evseev (1997) as *Cerithium ustum*. REMARKS. A.J. Kohn states that *C. corallinum* is a misspelling by Sowerby.

Cerithium dialeucum Philippi, 1849

VOUCHER MATERIAL. TMMP Coll. Identified by R.N. Kilburn (Hylleberg 2001).

Cerithium echinatum Lamarck, 1822

SYNONYM. *Cerithium rubus* Deshayes, 1843, often misidentified. VOUCHER MATERIAL. Institute of Oceanography, Nha Trang as *Cerithium rubus* [citing Martyn but he is not available as author]. LITERATURE. – Hua Thai Tuyen (1999).

Cerithium gemmulatum

Hombron & Jacquinot, 1852, *non de Serres*, 1840 = *Clypeomorus bifasciatus* (Sowerby, 1855). VOUCHER MATERIAL. Institute of Oceanography, Nha Trang. LITERATURE. Dautzenberg & Fischer (1905a) as *Cerithium gemmulatum* Hombron & Jacquinot, 1841.

Cerithium nesioticum Pilsbry & Vanatta, 1906

VOUCHER MATERIAL. – Institute of Oceanography, Nha Trang.

Cerithium nodulosum (Bruguière, 1789)

VOUCHER MATERIAL. Institute of Oceanography, Nha Trang. – Research Inst. for Aquaculture No. 3. LITERATURE. Serène (1937). ION collection, Gulf of Thailand. – Hua Thai Tuyen (1999).

Cerithium novaehollandiae

Adams in Sowerby, 1855

VOUCHER MATERIAL. Research Institute for Aquaculture No. 3.

Cerithium punctatum Bruguière, 1792

SYNONYM. *Cerithium piperitum* Sowerby, 1855

VOUCHER MATERIAL. Institute of Oceanography, Nha Trang as *Cerithium piperitum*. LITERATURE. Gulbin & Evseev (1997) as *Cerithium piperitum*.

Cerithium purpurascens Sowerby, 1855

LITERATURE. Dautzenberg & Fischer (1905b) as *Cerithium purpurascens* Sowerby, 1855. REMARKS. Status not known. Only seen in the cited literature.

Cerithium rostratum Sowerby, 1855

OF AUTHORS. *Ischnocerithium rostratum* VOUCHER MATERIAL. Institute of Oceanology, Hai Phong. – Institute of Oceanography, Nha Trang. LITERATURE. Nguyen X. Duc *et al.* (1997) as *Ischnocerithium rostratum* (Sowerby). Nguyen X. Duc (2001)

Cerithium salebrosum Sowerby, 1855

LITERATURE. Identified by R.N. Kilburn in Hylleberg (2000). REMARKS. Collected at north end of My Khe Beach, Danang, 4 August 2001. Fishermen's sorting area on beach. From drag nets or inshore trawling.

Cerithium scobiniforme Houbbrick, 1992

VOUCHER MATERIAL. Research Institute for Aquaculture No. 3. LITERATURE. Identified by R.N. Kilburn in Hylleberg (2000). REMARKS. R.N. Kilburn found it present at RIA 3.

Cerithium tenellum Sowerby, 1855

LITERATURE. Nguyen Ngo Thach (2202).

Cerithium torresi E.A. Smith, 1884

LITERATURE. Identified by D.G. Reid in Hylleberg (2000). REMARKS. Known from Australia.

Cerithium trilli (Sowerby, 1855)

OF AUTHORS. *Clypeomorus trilli* (Sowerby). VOUCHER MATERIAL. Institute of Oceanology, Hai Phong. – University of Fisheries, Nha Trang. LITERATURE. Nguyen X. Duc *et al.* (1997) as *Clypeomorus trilli*. (Sowerby). – Nguyen X. Duc (2001) as *Clypeomorus trilli*.

Cerithium zebrum Kiener, 1841

OF AUTHORS. *Bittium zebrum*. VOUCHER MATERIAL. Institute of Oceanography, Nha Trang.

Cerithium zonatum (Wood, 1828)

OF AUTHORS. *Clypeomorus zonatum*. SYNONYMS. *Cerithium gentile* Bayle, 1880. – *Cerithium purpuresceus* Sowerby, 1855. VOUCHER MATERIAL. Institute of Oceanography, Nha Trang. University of Fisheries, Nha Trang as *Clypeomorus zonatus*. LITERATURE. Serène (1937); ION collection, Gulf of Thailand as *Lapamrina* (sic) [there is no such genus] *zonata*. ION collection, Nha Trang as *Cerithium purpuresceus*. – Bui Quang Nghi (2000) as *Cerithium gentile* Bayle.

Clypeomorus Jousseau, 1888

Clypeomorus batillariaeformis

Habe & Kosuge, 1966

OF AUTHORS. *Clypeomorus moniliferus* (Kiener, 1841). *Cerithium moniliferum* Sowerby. VOUCHER MATERIAL. Institute of Oceanology, Hai Phong, as *C. moniliferus*. – Institute of Oceanography, Nha Trang, as *C. moniliferus*. University of Fisheries, Nha Trang as *C. moniliferus*. – TMMP Coll. Identified by R.N. Kilburn (Hylleberg 2001). LITERATURE. Gulbin & Evseev (1997), intertidal as *Clypeomorus batillariaeformis* (sic) Habe & Kosuge. – Bui Quang Nghi (2000) as *C. moniliferus*. REMARKS. According to Houbrick (1985), *Cerithium moniliferum* Kiener, 1841 (*non* Deshayes, 1833), is a synonym of *Clypeomorus batillariaeformis*, but the name has been used by authors for a range of different *Clypeomorus* species.

Clypeomorus bifasciatus (Sowerby, 1855)

SYNONYMS. *Cerithium concisum* Hombron & Jacquinot, 1854. *Clypeomorus concisum*. *Cerithium morus* Lamarck, 1822 *non* Bruguière. *Clypeomorus morus* Lamarck, 1822 *non* Bruguière. *Cerithium morus* var. *nigrofasciatum* Sowerby in Reeve, 1865. VOUCHER MATERIAL. Institute of Oceanology, Hai Phong. – Inst. of Oceanology, Hai Phong as *C. morus*. – Research Institute for Aquaculture No. 3. – University of Fisheries, Nha Trang. – University of Natural Science, HCM City as *C. morus*. – TMMP Coll.

Identified by R.N. Kilburn (Hylleberg 2001). LITERATURE. Dautzenberg & Fischer (1905a) as *Cerithium concisum* Hombron & Jacquinot, 1841. – Dautzenberg & Fischer (1905b) as *Cerithium concisum* Hombron & Jacquinot. Dautzenberg & Fischer (1905a) as *Cerithium morus* var. *nigrofasciatum* Sowerby. – Serène (1937). ION collection, Nha Trang as *Cerithium concisum*. – Nguyen X. Duc *et al.* (1997). Gulbin & Evseev (1997). – Nguyen X. Duc (2001). – Nguyen Chinh & Le Ngoc Hoa (2003) as *Clypeomorus bifasciatus*. REMARKS. R.N. Kilburn found it present at RIA 3.

Clypeomorus breviculum Sowerby, 1834, *non* Deshayes, 1853 = *Clypeomorus subbrevicula* (Oostingh, 1925).

VOUCHER MATERIAL. Institute of Oceanography, Nha Trang.

Clypeomorus inflata (Quoy & Gaimard, 1834)

VOUCHER MATERIAL. Research Institute for Aquaculture No. 3. LITERATURE. Identified by R.N. Kilburn in Hylleberg (2000). REMARKS. R.N. Kilburn found it present at RIA 3.

Clypeomorus irrorata (Gould, 1849)

SYNONYMS. *Cerithium obesum* Sowerby, 1855. *Cerithium repletulum* Bayle, 1880. VOUCHER MATERIAL. University of Natural Science, HCM City, as *Cerithium obesum* Sowerby, 1855. Institute of Oceanography, Nha Trang, as *Cerithium repletulum*. LITERATURE. Gulbin & Evseev (1997), intertidal.

Clypeomorus patulum (Sowerby, 1855)

OF AUTHORS. *Cerithium patulum* Sowerby, 1855. VOUCHER MATERIAL. Institute of Oceanography, Nha Trang. – University of Fisheries, Nha Trang. LITERATURE. Serène (1937). ION collection, Poulo-Condore.

Clypeomorus pellucida

(Hombron & Jacquinot, 1852)

SYNONYM. *Cerithium pellucidum* var. *depauperata*. VOUCHER MATERIAL. Institute of Oceanology, Hai Phong. – TMMP Coll. Identified by R.N. Kilburn (Hylleberg 2001). LITERATURE. Dautzenberg & Fischer (1905a) as *Cerithium pellucidum* Hombron & Jacquinot, 1841 var. *depauperata* Dautzenberg & Fischer, 1905. – Gulbin & Evseev (1997). – Identified by R.N. Kilburn in Hylleberg (2000).

Clypeomorus petrosa (Wood, 1828)

OF AUTHORS. *Contumax petrosus*. *Clypeomorus petrosus*. – *Clypeomorus petrosus*. – *Potamides tuberculatus* (Linnaeus, 1767. *Nomen dubium*). VOUCHER MATERIAL. Institute of Oceanology, Hai Phong as *C. tuberculatus*. – Institute of Oceanography, Nha Trang as *C. tuberculatus*. Institute of Oceanography, Nha Trang. Research Institute for Aquaculture No. 3. – Research Institute for Aquaculture No. 3 as *C. tuberculatus*. – Univ. of Fisheries, Nha Trang. Univ. of Fisheries, Nha Trang as *C. tuberculatus*. – TMMP Coll. Identified by R.N. Kilburn (Hylleberg 2001). LITERATURE. Dautzenberg & Fischer (1905a) as *Potamides tuberculatus* (Linnaeus, 1767). Dautzenberg & Fischer (1905b) as *Potamides (Terebralia) tuberculatus* Born. – Dautzenberg & Fischer (1906) as *Potamides tuberculatus* (Linné) Born. Serène (1937): ION collection, Poulo-Condore, as *C. tuberculatus*. ION collection, Nha Trang, as *Potamides tuberculatus*. ION collection, Halong Bay, Tonkin, as *Potamides terebralia tuberculatus* Linnaeus, 1758. – Nguyen X. Duc *et al.* (1997) as ?*Clypeomorus tuberculatus* (Linnaeus). Identified by R.N. Kilburn in Hylleberg (2000). Nguyen X. Duc (2001) as *Cerithidea tuberculata* Linné. – Nguyen Chinh & Le Ngoc Hoa (2003) as *Clypeomorus petrosus*.

Clypeomorus petrosa chemnitzianum

(Pilsbry, 1901)

OF AUTHORS. *Cerithium chemnitzianum*. *Clypeomorus chemnitziana* (Pilsbry, 1901). VOUCHER MATERIAL. Institute of Oceanography, Nha Trang as *Clypeomorus chemnitzianum*. LITERATURE. Gulbin & Evseev (1997), intertidal as *Clypeomorus chemnitziana* (Pilsbry)

Clypeomorus subbreviculus (Oostingh, 1925)

LITERATURE. Gulbin & Evseev (1997), intertidal as *Clypeomorus subbrevicula*.

Pseudovertagus Vignal, 1904

Pseudovertagus aluco (Linnaeus, 1758)

OF AUTHORS. *Cerithium aluco*. VOUCHER MATERIAL. Institute of Oceanography, Nha Trang. LITERATURE. Serène (1937). ION collection, Gulf of Thailand.

Pseudovertagus nobilis (Reeve, 1855)

LITERATURE. Nguyen Ngo Thach (2202).

Rhinoclavis Swainson, 1840.

Rhinoclavis articulata

(A. Adams & Reeve, 1850)

OF AUTHORS. *Cerithium articulatum*. SYNONYM. *Cerithium graniferum* Pease, 1861. VOUCHER MATERIAL. Institute of Oceanology, Hai Phong. Institute of Oceanography, Nha Trang. Institute of Oceanography, Nha Trang as *Cerithium graniferum*. LITERATURE. Nguyen X. Duc *et al.* (1997). – Gulbin & Evseev (1997). Nguyen X. Duc (2001) as *Cerithium articulatum*

Rhinoclavis aspera (Linnaeus, 1758)

OF AUTHORS. *Cerithium asperum*. VOUCHER MATERIAL. Institute of Oceanology, Hai Phong. Institute of Oceanography, Nha Trang. University of Fisheries, Nha Trang. – Research Institute for Aquaculture No. 3. – University of Natural Science, HCM City. LITERATURE. Gulbin & Evseev (1997). – Hua Thai Tuyen (1999). Nguyen Chinh & Le Ngoc Hoa (2003) as *Cerithium asper* (sic).

Rhinoclavis diadema Houbriek, 1978

SYNONYMS. *Cerithium nitidum* Hombron & Jacquinot, 1854, *non* Zekeli, 1852 = *Rhinoclavis diadema* Houbriek, 1978. – *Cerithium nitidum* Rousseau. VOUCHER MATERIAL. Institute of Oceanography, Nha Trang as *Cerithium nitidum* Rousseau.

Rhinoclavis fasciatum (Bruguière, 1789)

OF AUTHORS. *Cerithium fasciatum*. VOUCHER MATERIAL. Institute of Oceanography, Nha Trang. Univ. of Natural Sci., HCM City. LITERATURE. Serène (1937). ION collection, Poulo-Condore, as *Cerithium fasciatum* Bruguière

Rhinoclavis kochi (Philippi, 1848)

OF AUTHORS. *Cerithium kochi*. VOUCHER MATERIAL. Inst. of Oceanology, Hai Phong. – Inst. of Oceanography, Nha Trang. Univ. of Fisheries, Nha Trang. LITERATURE. Dautzenberg & Fischer (1905b) as *Cerithium (Vertagus) kochi* Philippi, 1848. – Serène (1937). ION collection as *Cerithium kochi* Philippi. – Nguyen X. Duc *et al.* (1997). – Nguyen X. Duc (2001) as *Cerithium kochi*. REMARKS. R.N. Kilburn found

it present at RIA 3. – From Luong Son, 15 km N Nha Trang. 7 August 2001. Trawled by fishermen, 10–20 m, nearshore. Leg. D.G. Reid as *Rhinoclavis kochi* (Pfeiffer).

Rhinoclavis sinensis (Gmelin, 1791)

OF AUTHORS. *Cerithium sinense*. *Cerithium sinensis*. SYNONYMS. *Cerithium cedonulli* Sowerby, 1855. – *Cerithium sinensis cedonulli* Sowerby, 1855. VOUCHER MATERIAL. Inst. of Oceanology, Hai Phong. – Inst. of Oceanology, Hai Phong. – Institute of Oceanography, Nha Trang. – Inst. of Oceanography, Nha Trang as *Cerithium cedonulli*. – Research Institute for Aquaculture No. 3. – University of Fisheries, Nha Trang. – University of Natural Science, HCM City. LITERATURE. Nguyen X. Duc *et al.* (1997). – Gulbin & Evseev (1997). – Hua Thai Tuyen (1999). – Nguyen X. Duc (2001) as *Cerithium sinense*. – Nguyen Chinh & Le Ngoc Hoa (2003) as *Cerithium sinensis*. REMARKS. R.N. Kilburn found it present at RIA 3.

Rhinoclavis sordidula (Gould, 1849)

SYNONYM. *Cerithium turritum* Sw. var. *pfeifferi* Dunker. VOUCHER MATERIAL. Research Institute for Aquaculture No. 3. – Institute of Oceanography, Nha Trang as *Cerithium turritum*. – TMMP Coll. Identified by R.N. Kilburn (Hylleberg 2001). LITERATURE. Identified by R.N. Kilburn in Hylleberg (2000). REMARKS. R.N. Kilburn found it present at RIA3.

Rhinoclavis vertagus (Linnaeus, 1758)

OF AUTHORS. *Cerithium vertagus* Bruguière. VOUCHER MATERIAL. Research Institute for Aquaculture No. 3. – University of Fisheries, Nha Trang. – University of Natural Science, HCM City. LITERATURE. Serène (1937). ION collection, Annam, # 619; Field notes # 92 as *Cerithium vertagus* Bruguière. – Gulbin & Evseev (1997). REMARKS. R.N. Kilburn found it present at RIA 3.

TURRITELLIDAE

Turritella Lamarck, 1799

Turritella bacillum Kiener, 1844

Fig. 5, inside of cover.

VOUCHER MATERIAL. Institute of Oceanology, Hai

Phong. – Univ. of Fisheries, Nha Trang. TMMP Coll. ID by R.N. Kilburn (Hylleberg 2001). LITERATURE. Dautzenberg & Fischer (1906) as *Turritella bacillum* Kiener, 1845. – Serène (1937). ION collection, Nha Trang. – Nguyen X. Duc *et al.* (1997). – ID by R.N. Kilburn in Hylleberg (2000). – Nguyen X. Duc (2001)

Turritella crocea Kiener, 1844

LITERATURE. Serène (1937). ION collection, Tonkin # 87. REMARKS. Known from Japan.

Turritella fortilirata Sowerby, 1914

OF AUTHORS. *Neohaustator fortiliratum*. VOUCHER MATERIAL. Institute of Oceanology, Hai Phong. – University of Fisheries, Nha Trang. LITERATURE. Nguyen X. Duc *et al.* (1997) as *Neohaustator fortiliratum* (Sowerby). – Nguyen X. Duc (2001).

Turritella reevei Dautzenberg & Fischer, 1906

a new name for *Turritella crocea* Reeve, 1849, non Kiener. LITERATURE. Dautzenberg & Fischer (1906) as *Turritella reevei* nom. nov., non Kiener.

Turritella terebra (Linnaeus, 1758)

VOUCHER MATERIAL. Institute of Oceanology, Hai Phong. – Research Institute of Marine Products. Institute of Oceanography, Nha Trang. Research Institute for Aquaculture No. 3. – University of Fisheries, Nha Trang. – Fac. of Agriculture, Can Tho University. LITERATURE. Serène (1937). ION collection, Indochina # 667. – Nguyen Chinh (1996). – Nguyen X. Duc *et al.* (1997). – Hua Thai Tuyen (1999). – Identified by D.G. Reid in Hylleberg (2000). – Nguyen X. Duc (2001). REMARKS. R.N. Kilburn found *T. terebra* present at RIA 3. The subspecific taxon *Turritella terebra spectrum* (Reeve, 1849) is catalogued by Nguyen Ngo Thach (2202).

Turritella variegata Linnaeus, 1758

VOUCHER MATERIAL. Research Institute of Marine Products. REMARKS. Not in Vietnam. Known from America.

BATILLARIIDAE

(formerly Potamididae)

Batillaria

Benson, 1842

Batillaria australis (Quoy & Gaimard, 1833)
OF AUTHORS. *Lampania* Gray, 1847 = *Batillaria*
Benson, 1842. LITERATURE. Dautzenberg &
Fischer (1905a) as *Lampania australis* (Quoy
& Gaimard, 1833). – Gulbin & Evseev (1997).
REMARKS. Known from Australia.

Batillaria cumingii (Crosse, 1862)
VOUCHER MATERIAL. Institute of Oceanology, Hai
Phong. LITERATURE. Nguyen X. Duc *et al.* (1997).
Nguyen X. Duc (2001)

Batillaria multiformis (Lischke, 1869)
VOUCHER MATERIAL. University of Fisheries, Nha
Trang. – University of Natural Science, HCM
City.

Batillaria sordida (Gmelin, 1791)
SYNONYMS. *Cerithium bornii* Sowerby, 1855.
Cerithium borni Sowerby. – *Cerithium*
carbonarium Philippi, 1848. VOUCHER MATERIAL.
TMMP Coll. Identified by R.N. Kilburn
(Hylleberg 2001). LITERATURE. Serène (1937):
ION collection, Gulf of Thailand as *Cerithium*
borni. ION collection, Gulf of Thailand, as
Cerithium carbonarium Philippi.

Batillaria zonalis (Bruguière, 1789)
VOUCHER MATERIAL. Institute of Oceanology, Hai
Phong. – University of Fisheries, Nha Trang.
University of Natural Science, HCM City.
TMMP Coll. Identified by R.N. Kilburn
(Hylleberg 2001). LITERATURE. Nguyen X. Duc
et al. (1997). – Gulbin & Evseev (1997).
Identified by D.G. Reid Hylleberg (2000).
Nguyen X. Duc (2001)

PLANAXIDAE

Fissilabia Macgillivray, 1836

Fissilabia decollata (Lamarck, 1822)
SYNONYMS. Genus *Quoyia* Gray, 1839. – *Quoyia*
michau (C. & F.). *Fissilabra michau* (C. & F.).
LITERATURE. Serène (1937). ION collection,
Poulo-Condore, as *Quoyia michau* C. et F.

Hinea Gray, 1847

Hinea zonata (A. Adams, 1853)
SYNONYMS. *Planaxis lineolatus* Gould. *Planaxis*
striatula Philippi, 1871. VOUCHER MATERIAL.

Institute of Oceanography, Nha Trang as
Planaxis lineolatus. – Institute of Oceanography,
Nha Trang as *Planaxis striatula*.

Planaxis
Lamarck, 1822

Planaxis sulcatus (Born, 1778)
OF AUTHORS. *Buccinum sulcatum* Born, 1780.
SYNONYM. *Planaxis undulata* Lamarck, 1822
VOUCHER MATERIAL. Institute of Oceanology, Hai
Phong. – Institute of Oceanography, Nha Trang.
Research Institute for Aquaculture No. 3.
University of Fisheries, Nha Trang. – University
of Natural Science, HCM City. – TMMP Coll.
Identified by R.N. Kilburn (Hylleberg 2001).
LITERATURE. Dautzenberg & Fischer (1905a) as
Planaxis sulcatus (Born, 1780). – Dautzenberg
& Fischer (1906) as *Planaxis sulcatus* Born.
Dawydoff (1952) Ha Long Bay as *Planaxis*
sulcatus Bois (sic). – Dawydoff (1952) Ha Long
Bay as *Planaxis undulatus*. – Nguyen X. Duc *et*
al. (1997). – Gulbin & Evseev (1997). – Hua
Thai Tuyen (1999). – Identified by D.G. Reid
in Hylleberg (2000). – Nguyen X. Duc (2001).
REMARKS. R.N. Kilburn found it present at RIA3.

Supplanaxis
Thiele, 1929

Supplanaxis cingulatus (A. Adams, 1853)
OF AUTHORS. *Planaxis cingulatus* A. Adams.
VOUCHER MATERIAL. Institute of Oceanology, Hai
Phong as *Planaxis cingulatus*.
Supplanaxis nigra (Quoy & Gaimard, 1834)
OF AUTHORS. *Planaxis nigra*. VOUCHER MATERIAL.
Institute of Oceanography, Nha Trang.
University of Natural Science, HCM City.

MODULIDAE

Modulus
Gray, 1842

Modulus tectum (Gmelin, 1791)
LITERATURE. Nguyen Ngo Thach (2202).

FOSSARIIDAE

Fossarus Philippi, 1841***Fossarus trochlearis*** (A. Adams, 1853)

SYNONYM. *Fossarus lamellosus* Montrouzier, 1861. VOUCHER MATERIAL. Institute of Oceanography, Nha Trang as *Fossarus lamellosus*.

POTAMIDIDAE

(see also Cerithideidae)

Cerithidea Swainson, 1840***Cerithidea alata*** (Philippi, 1849)

REMARKS. Collected by D.G. Reid at Ninh Phu, 25 km north of Nha Trang. On mud in shade of *Rhizophora* trees, fringing canal in shrimp farm.

Cerithidea charbonnieri

(Petit de la Saussaye, 1851)

VOUCHER MATERIAL. Institute of Oceanography, Nha Trang. LITERATURE. Serène (1937). ION collection, Gulf of Thailand, as *Potamides* (*Aphanistylus*) *charbonnieri* Philippi

Cerithidea charbonnieri moreleti

Wattebled, 1866

LITERATURE. Serène (1937). ION collection, Annam, as *Potamides* (*Aphanistylus*) *charbonnieri moreleti*.

Cerithidea cingulata (Gmelin, 1791)

OF AUTHORS. *Murex cingulatus* Gmelin, 1791. *Cerithideopsilla cingulata*. *Tympanotomus cingulatus*. SYNONYMS. *Cerithidea fluviatilis* Potiez & Michaud. *Potamides fluviatilis*. VOUCHER MATERIAL. Institute of Oceanology, Hai Phong. – Research Institute for Aquaculture No. 3. – University of Fisheries, Nha Trang. LITERATURE. Dautzenberg & Fischer (1905a) as *Tympanotomus cingulatus* (Gmelin, 1790). Dautzenberg & Fischer (1906) as *Tympanotomus cingulatus* Gmelin, 1790. Serène (1937). ION collection as *Potamides fluviatilis* Potiez & Michaud. – Serène (1937). ION collection, Gulf of Thailand, as *Tympanotomus cingulatus*. – Nguyen X. Duc et

al. (1997) as *Cerithidea cingulata cingulata* (Gmelin). – Gulbin & Evseev (1997). Identified by D.G. Reid and R.N. Kilburn in Hylleberg (2000). – Nguyen X. Duc (2001). REMARKS. R.N. Kilburn found it present at RIA 3. – D.G. Reid found it at Phu Huu, 25 km north of Nha Trang. On mud under *Avicennia* at shrimp farm.

Cerithidea costata DaCosta, 1778

VOUCHER MATERIAL. University of Fisheries, Nha Trang. REMARKS. Not in Vietnam. Known from America.

Cerithidea ?djadjariensis (Philippi, 1849)

OF AUTHORS. *Cerithidea djadjariensis* Martin, 1899. VOUCHER MATERIAL. – TMMP Coll. Identified by R.N. Kilburn (Hylleberg 2001).

Cerithidea kieneri (Hombron & Jacquinot, 1854)

VOUCHER MATERIAL. Research Institute for Aquaculture No. 3.

REMARKS. R.N. Kilburn found it present at RIA 3.

Cerithidea largillierti (Philippi, 1848)

LITERATURE. Dautzenberg & Fischer (1905a) as *Cerithidea largillierti* (Philippi, 1848). Identified by D.G. Reid in Hylleberg (2000) as *Cerithidea largillierti* (Linnaeus, 1767 sic). Printer's error.

Cerithidea microptera (Kiener, 1841)

SYNONYMS. *Cerithidea cingulata microptera*. *Tympanotomus cingulatus* var. *microptera* (Kiener, 1841). VOUCHER MATERIAL. Institute of Oceanology, Hai Phong. – University of Fisheries, Nha Trang. – TMMP Coll. Identified by R.N. Kilburn (Hylleberg 2001). LITERATURE. Dautzenberg & Fischer (1905a,b) as *Tympanotomus cingulatus* var. *microptera* (Kiener, 1841). – Nguyen X. Duc et al. (1997) as *Cerithidea cingulata microptera* (Kiener). Hylleberg (2000). Identified by D.G. Reid. R.N. Kilburn. – Nguyen X. Duc (2001)

Cerithidea moreleti (Wattebled, 1886)

LITERATURE. Dautzenberg & Fischer (1905a) as *Cerithidea* (*Aphanistylus*) *moreleti* (Wattebled, 1886). REMARKS. Status not known. We have only found reference to this taxon in the cited literature.

Cerithidea obtusa (Lamarck, 1822)

OF AUTHORS. *Potamides obtusus*. *Cerithidea obtusa*. Subgenus (*Cerithidea*). VOUCHER MATERIAL. Institute of Oceanography, Nha Trang.

Research Institute for Aquaculture No. 3. University of Fisheries, Nha Trang. – University of Fisheries as ?*Cerithidea obtusa* Lamarck. Serène (1937). ION collection # 119. Gulf of Thailand. Indochina. REMARKS. R.N. Kilburn found it present at RIA 3. and IO, Nha Trang. D.G. Reid found it in market, Nha Trang.

Cerithidea ornata (A. Adams, 1863)

VOUCHER MATERIAL. Institute of Oceanology, Hai Phong. – University of Fisheries, Nha Trang. LITERATURE. Identified by D.G. Reid in Hylleberg (2000).

Cerithidea quadrata Sowerby, 1866

LITERATURE. Dautzenberg & Fischer (1905b) as *Cerithidea quadrata* Sowerby in Reeve, 1866. Serène (1937). ION collection, Nha Trang. Identified by D.G. Reid in Hylleberg (2000). REMARKS. Collected by D.G. Reid at Ninh Phu, 25 km north of Nha Trang. On mud in shade of *Rhizophora* trees, fringing canal in shrimp farm.

Cerithidea rhizophorarum A. Adams, 1854

OF AUTHORS. *Cerithium rhizophorarum*. VOUCHER MATERIAL. Institute of Oceanology, Hai Phong. – University of Fisheries, Nha Trang. University of Natural Science, HCM City. LITERATURE. Dautzenberg & Fischer (1905a) as *Cerithidea rhizophorarum* A. Adams, 1854. Identified by D.G. Reid in Hylleberg (2000).

Cerithidea rhizophorarum* var. *freitagii

(Kobelt, 1898)

LITERATURE. Dautzenberg & Fischer (1905a) as *Cerithidea rhizophorarum* var. *freitagii* (Kobelt, 1898). REMARKS. Status not known. Only seen in the cited literature.

Cerithidea sinensis (Philippi, 1848)

OF AUTHORS. *Potamides sinensis*. VOUCHER MATERIAL. Institute of Oceanography, Nha Trang. – University of Fisheries, Nha Trang. University of Natural Science, HCM City. LITERATURE. Dautzenberg & Fischer (1905a) as *Cerithidea (Aphanistylus) sinensis* (Philippi, 1849). Serène (1937). ION collection, Tonkin, as *Potamides (Aphanistylus) sinensis* Philippi. REMARKS. R.N. Kilburn found shells present at IO, Nha Trang, but the sample is a mixture of species.

Cerithidea sinensis* var. *tonkiniana Mabille, 1887

LITERATURE. Dautzenberg & Fischer (1905a) as *Cerithidea (Aphanistylus) sinensis* var.

tonkiniana Mabille, 1887. REMARKS. Status not known. We have only found reference to this taxon in the cited literature. See also under *Cerithidea tonkinianus*.

Cerithidea tenkatei (Schepman, 1893)

OF AUTHORS. *Terebralia tenkatei* (Schepman, 1893). VOUCHER MATERIAL. University of Fisheries, Nha Trang as *Terebralia tenkatei*.

Cerithidea tonkinianus Mabille, 1887

LITERATURE. Serène (1937). ION collection, Tonkin, as *Potamides (Cerithidea) tonkinianus*. REMARKS. Status not known. We have only found reference to this taxon in the cited literature.

Potamides Bourguignat, 1810

Potamides eurypterus A. Adams

LITERATURE. Serène (1937). ION collection, Gulf of Thailand. REMARKS. Status not known. We have only found reference to this taxon in the cited literature.

Telescopium Montfort, 1810

Telescopium telescopium Linnaeus, 1758

OF AUTHORS. *Potamides telescopium*. Subgenus (*Telescopium*). *Trochus telescopium* (erroneous genus). VOUCHER MATERIAL. University of Natural Science, HCM City. LITERATURE. Serène (1937): ION collection, Thailand, as *Potamides telescopium* Linné. ION collection, Annam as *Trochus* (sic) *telescopium* [citing the unavailable Chemnitz]. – Dawydoff (1952) as *Telescopium telescopium*. REMARKS. R.N. Kilburn found it present at RIA 3.

Terebralia Swainson, 1840

Terebralia palustris (Linnaeus, 1758)

VOUCHER MATERIAL. Institute of Oceanography, Nha Trang. LITERATURE. – Hua Thai Tuyen (1999).

Terebralia semistriata (Mörch, 1852)

LITERATURE. Nguyen Ngo Thach (2202).

Terebralia sulcata (Born, 1778)

OF AUTHORS. *Potamides sulcatus* Born. *Potamides terebralia sulcatus*. VOUCHER MATERIAL. Institute of Oceanology, Hai Phong.

Inst. of Oceanography, Nha Trang. – Research Institute for Aquaculture No. 3. – University of Fisheries, Nha Trang. – Uni. of Natural Science, HCM City. LITERATURE. Dautzenberg & Fischer (1905a) as *Potamides (Terebralia) sulcatus* (Born, 1778). Dautzenberg & Fischer (1905b) as *Potamides (Terebralia) sulcatus* Born. Serène (1937). ION collection, Poulo-Condore, # 620 as *Potamides sulcatus* Born. – Serène (1937). ION collection, Halong Bay, Tonkin, as *Potamides terebralia sulcatus* Linnaeus. Gulbin & Evseev (1997). – Nguyen X. Duc *et al.* (1997). Nguyen X. Duc (2001). REMARKS. R.N. Kilburn found it present at RIA 3. – D.G. Reid found it at Phu Huu, 25 km north of Nha Trang. On mud under *Avicennia* at shrimp farm.

Nha Trang. – Research Institute for Aquaculture No. 3. – TMMP Coll. Identified by R.N. Kilburn (Hylleberg 2001). LITERATURE. Dautzenberg & Fischer (1905b) as *Littorina (Melaraphe) carinifera* Menke, 1830. – Serène (1937). ION collection, Gulf of Thailand, as *Littorina carinifera* Meuke (sic). – Gulbin & Evseev (1997). REMARKS. D. G. Reid and R.N. Kilburn found it present at IO, Nha Trang and the RIA3 coll.

Littoraria coccinea (Gmelin, 1791)

OF AUTHORS. *Littorinopsis coccinea*. SYNONYMS. *Littoraria obesa* (Sowerby). *Littorinopsis obesa* (Sowerby). VOUCHER MATERIAL. Institute of Oceanology, Hai Phong as *Littorinopsis obesa*. LITERATURE. Nguyen X. Duc *et al.* (1997). Nguyen X. Duc (2001). REMARKS. Synonymy by D.G. Reid.

Littoraria conica (Philippi, 1846)

LITERATURE. Nguyen Ngo Thach (2202).

Littoraria intermedia (Philippi, 1846)

OF AUTHORS. *Littorinopsis intermedia*. VOUCHER MATERIAL. Institute of Oceanology, Hai Phong. LITERATURE. Dautzenberg & Fischer (1905a,b) as *Littorina (Melaraphe) intermedia* Philippi, 1845. – Serène (1937). ION collection, Gulf of Thailand. – Nguyen X. Duc *et al.* (1997). Identified by D.G. Reid in Hylleberg (2000). Nguyen X. Duc (2001)

Littoraria lutea (Philippi, 1847)

OF AUTHORS. *Littoraria scabra* var. *lutea*. SYNONYM. *Littorina sieboldi* Philippi. VOUCHER MATERIAL. Institute of Oceanography, Nha Trang. Research Inst. for Aquaculture No. 3. – TMMP Coll. Identified by R.N. Kilburn (Hylleberg 2001). LITERATURE. Serène (1937). ION collection, Gulf of Thailand as *Littorina sieboldi* Philippi. – Identified by D.G. Reid and R.N. Kilburn in Hylleberg (2000). REMARKS. D.G. Reid found it present at IO, Nha Trang, and R.N. Kilburn at RIA3.

Littoraria melanostoma (Gray, 1839)

OF AUTHORS. *Littorina melanostoma*. VOUCHER MATERIAL. Institute of Oceanography, Nha Trang. – TMMP Coll. Identified by R.N. Kilburn (Hylleberg 2001). LITERATURE. Dautzenberg & Fischer (1905a) as *Littorina (Melaraphe) melanostoma* Gray, 1839. Dawydoff (1952) Poulo-Condore, as *Littorina*

Suborder HYP SOGASTROPODA

LITTORINIDAE

Annotated by D.G. Reid.

Littoraria Griffiths & Pidgeon, 1834

Littoraria ambigua (Reeve)

OF AUTHORS. *Littorina ambigua*. VOUCHER MATERIAL. Institute of Oceanography, Nha Trang. REMARKS. D.G. Reid found specimens at IO, Nha Trang to be a mixture of *Littoraria intermedia* and *Littoraria articulata*.

Littoraria ardouiniana (Heude, 1885)

LITERATURE. Serène (1937). ION collection, Bai d'Along (Tonkin). – ID by D.G. Reid and R.N. Kilburn in Hylleberg (2000). REMARKS. Reid collected 3 specimens at Phu Huu, 25 km north of Nha Trang, 8 August 2001. On *Avicennia* leaves, narrow mangrove fringe by shrimp farm.

Littoraria articulata (Philippi, 1846)

OF AUTHORS. *Littorina articulata*. VOUCHER MATERIAL. University of Fisheries, Nha Trang. TMMP Coll. Identified by R.N. Kilburn (Hylleberg 2001). LITERATURE. Identified by D.G. Reid. R.N. Kilburn in Hylleberg (2000).

Littoraria carinifera (Menke, 1830)

OF AUTHORS. *Phasianella carinifera* Menke, 1830. VOUCHER MATERIAL. Institute of Oceanography,

melanostoma Gr. – Gulbin & Evseev (1997). ID by D.G. Reid in Hylleberg (2000). REMARKS. D.G. Reid found it present at IO, Nha Trang.

***Littoraria pallescens* (Philippi, 1846)**

OF AUTHORS. *Littorina filosa* Sowerby. *Littorina philippiana* Reeve. SYNONYM. *Littorina arboricola* Reeve. LITERATURE. Serène (1937). ION collection, Gulf of Thailand as *Littorina filosa* Sowerby [misidentified]. – Serène (1937): ION collection, Gulf of Thailand as *Littorina philippiana* Reeve [misidentified]. ION collection, Gulf of Thailand, as *Littorina filosa*. ION collection, Poulo-Condore, as *Littorina arboricola* Reeve. – Identified by D.G. Reid in Hylleberg (2000). REMARKS. D.G. Reid found *Littorina filosa* of the ION collection to be a probable misidentification of *Littoraria pallescens*.

***Littoraria pintado* (Wood, 1828)**

VOUCHER MATERIAL. Institute of Oceanography, Nha Trang. REMARKS. D.G. Reid found it present at IO, Nha Trang. The specimens are probably not Vietnamese. It is known from Central Pacific and SW Indian Ocean.

***Littoraria scabra* (Linnaeus, 1758)**

OF AUTHORS. *Littorina scabra*. *Littorinopsis scabra*. VOUCHER MATERIAL. Institute of Oceanography, Hai Phong. – Institute of Oceanography, Nha Trang. – University of Fisheries, Nha Trang. LITERATURE. Dautzenberg & Fischer (1905a) as *Littorina (Melaraphe) scabra* (Linnaeus, 1758 as *Helix scabra*). Serène (1937). ION collection, Gulf of Thailand. Nguyen X. Duc *et al.* (1997). – Gulbin & Evseev (1997). – Identified by D.G. Reid in Hylleberg (2000). – Nguyen X. Duc (2001) as *L. scabrera* (sic). REMARKS. D.G. Reid found it present at IO, Nha Trang.

***Littoraria undulata* (Gray, 1839)**

OF AUTHORS. *Littorina undulata*. *Littorinopsis undulata*. VOUCHER MATERIAL. Institute of Oceanography, Hai Phong. – Institute of Oceanography, Nha Trang. – University of Fisheries, Nha Trang. – University of Natural Science, HCM City. LITERATURE. Serène (1937). ION collection, Gulf of Thailand. – Nguyen X. Duc *et al.* (1997). Ha Long Bay– Gulbin & Evseev (1997). – Identified by D.G. Reid in

Hylleberg (2000). – Nguyen X. Duc (2001). REMARKS. D.G. Reid found it present at IO, Nha Trang.

Littorina Férrussac, 1822

***Littorina brevicula* (Philippi)**

VOUCHER MATERIAL. Institute of Oceanology, Hai Phong. – Institute of Oceanography, Nha Trang. Nguyen X. Duc *et al.* (1997). – Nguyen X. Duc (2001). REMARKS. D.G. Reid found it doubtfully Vietnamese. Specimens at IO, Nha Trang, are from Japan

***Littorina philippiana* Reeve**

Serène (1937). ION collection, Gulf of Thailand. REMARKS. D.G. Reid found it a probable misidentification of *Littoraria pallescens*.

Littorina strigata

VOUCHER MATERIAL. University of Fisheries, Nha Trang. – University of Natural Science, HCM City. REMARKS. D.G. Reid found it a probable misidentification of *Littoraria articulata*.

***Nodilittorina* Martens, 1897**

***Nodilittorina biangulata* (Martens, 1897)**

OF AUTHORS. *Tectarius granularis* var. *subgranosa*. VOUCHER MATERIAL. Institute of Oceanography, Nha Trang as *Tectarius granularis* Gr. var. *subgranosa*. REMARKS. D.G. Reid states that specimens labelled *Tectarius granularis* var. *subgranosa* at IO, Nha Trang are *Nodilittorina biangulata*.

***Nodilittorina feejeensis* (Reeve, 1857)**

VOUCHER MATERIAL. University of Fisheries, Nha Trang. – Institute of Oceanography, Nha Trang. University of Natural Science, HCM City. REMARKS. Headland just south of Dang Tat Street, north side of Nha Trang Bay. 4 August 2001. Leg. D.G. Reid. On moderately exposed granite boulders. Common.

Nodilittorina hawaiiensis

Rosewater & Kadolsky, 1981

VOUCHER MATERIAL. Institute of Oceanography, Nha Trang. REMARKS. D.G. Reid states that the specimens at ION are from Honolulu (in exchange). Misidentification of *Tectarius miliaris*.

Nodilittorina millegrana (Philippi, 1848)

OF AUTHORS. *Littorina millegrana* Philippi, 1848. LITERATURE. Dautzenberg & Fischer (1905a) as *Tectarius millegranus* Philippi, 1848. – Gulbin & Evseev (1997). REMARKS. Not in Vietnam. D.G. Reid (2001) narrowed the range of *Nodilittorina millegrana* to the Red Sea and Arabia.

Nodilittorina novaezelandiae (Reeve, 1857)

OF AUTHORS. *Tectarius novaezelandiae*. VOUCHER MATERIAL. University of Fisheries, Nha Trang. Institute of Oceanography, Nha Trang. University of Natural Science, HCM City. REMARKS. D.G. Reid states it a misidentification of *Nodilittorina feejeensis* (Reeve).

Nodilittorina radiata (Eyedoux & Souleyet, 1852)

OF AUTHORS. *Littorina radiata* a synonym of *Nodilittorina exigua*. VOUCHER MATERIAL. University of Fisheries, Nha Trang. – TMMP Coll. Identified by R.N. Kilburn (Hylleberg 2001). LITERATURE. Serène (1937). ION collection, Annam as *Littorina radiata* Souleyet. Identified by D.G. Reid in Hylleberg (2000). REMARKS. Headland just south of Dang Tat Street, north side of Nha Trang Bay. 4 August 2001. Leg. D.G. Reid. On moderately exposed granite boulders. Rare.

Nodilittorina trochoides (Gray, 1839)

OF AUTHORS. *Nodilittorina pyramidalis pyramidalis* (Quoy & Gaimard, 1833). VOUCHER MATERIAL. University of Fisheries, Nha Trang. TMMP Coll. Identified by R.N. Kilburn (Hylleberg 2001). LITERATURE. Hua Thai Tuyen (1999) as *Nodilittorina pyramidalis pyramidalis*. Identified by D.G. Reid in Hylleberg (2000) as *N. trochoides*. REMARKS. D.G. Reid states that *Nodilittorina pyramidalis pyramidalis*, identified by Hua Thai Tuyen (1999), should be *N. trochoides*. Collected by D.G. Reid, headland just south of Dang Tat Street, north side of Nha Trang Bay. 4 August 2001. Common on moderately exposed granite boulders.

Nodilittorina vidua (Gould, 1859)

SYNONYM. *Nodilittorina ventricosus* (Philippi). VOUCHER MATERIAL. Institute of Oceanology, Hai Phong. – Institute of Oceanography, Nha Trang. Univ. of Fisheries, Nha Trang as *Nodilittorina ventricosus*. – Univ. of Natural Science, HCM City. – TMMP Coll. Identified by R.N. Kilburn

(Hylleberg 2001). LITERATURE. Identified by D.G. Reid in Hylleberg (2000). REMARKS. D.G. Reid states that *Nodilittorina ventricosus* is a synonym of *Nodilittorina vidua* (Gould, 1859). D.G. Reid collected *N. vidua* at headland just south of Dang Tat Street, north side of Nha Trang Bay. 4 August 2001. Moderately common on moderately exposed granite boulders.

Peasiella

Nevill, 1884

Peasiella lutulenta (Reid, 1989)

VOUCHER MATERIAL. – TMMP Coll. Identified by R.N. Kilburn (Hylleberg 2001). LITERATURE. Identified by D.G. Reid in Hylleberg (2000).

Peasiella roepstorffiana (Nevill, 1884)

VOUCHER MATERIAL. – TMMP Coll. Identified by R.N. Kilburn (Hylleberg 2001). LITERATURE. Identified by D.G. Reid in Hylleberg (2000). Collected by D.G. Reid on boulder shore at Hun Mon Island, off Nha Trang.

Tectarius

Valenciennes, 1832

Tectarius granularis (Gray, 1839)

VOUCHER MATERIAL. Institute of Oceanology, Hai Phong. – Institute of Oceanography, Nha Trang. University of Natural Science, HCM City. LITERATURE. Nguyen X. Duc *et al.* (1997). – Hua Thai Tuyen (1999). – Nguyen X. Duc (2001) as *Tectorina* (sic) *granulata* (sic). REMARKS. D.G. Reid states it a probable misidentification of *Nodilittorina vidua*. Specimens at IO, Nha Trang, are a mixture of *Nodilittorina radiata* and *Nodilittorina vidua*.

Tectarius nodulosus (Gmelin, 1791)

OF AUTHORS. *Trochus nodulosus* Gmelin, 1791. VOUCHER MATERIAL. Institute of Oceanography, Nha Trang. LITERATURE. Dautzenberg & Fischer (1905a,b) as *Tectarius nodulosus* Gmelin, 1790. Dawydoff (1952) South Annam as *Tectarius nodulosus* Gm. – Hua Thai Tuyen (1999). REMARKS. D.G. Reid states that specimens at IO, Nha Trang, are a misidentification of *Nodilittorina trochoides*.

Tectarius tectumpersicum (Linnaeus, 1758)

SYNONYMS. *Echinella papillosa* Lamarck. Genus *Echinella* Swainson, 1840. LITERATURE. Dawydoff (1952) Poulo-Condore as *Echinella papillosa*. REMARKS. Not in Vietnam. Species known from Indonesia according to D.G. Reid.

RISSOIDAE

Alvania Risso, 1826

Alvania boutani Dautzenberg & Fischer, 1906

D. & F. Plate 1, fig. 1.

LITERATURE. Dautzenberg & Fischer (1906) as *Alvania boutani* Dautzenberg & Fischer, 1906. Serène (1937). ION collection, Nha Trang

Cingula Fleming, 1818

Cingula annamitica Dautzenberg &

Fischer, 1906. D. & F. Plate 1, fig. 2.

LITERATURE. Dautzenberg & Fischer (1906) as *Cingula annamitica* Dautzenberg & Fischer, 1906. – Serène (1937). ION collection, Nha Trang

Rissoina

d'Orbigny, 1840

Rissoina nodicincta A. Adams, 1853.

VOUCHER MATERIAL. Institute of Oceanography, Nha Trang.

Rissoina quasillus Melvill & Standen, 1896

VOUCHER MATERIAL. Institute of Oceanography, Nha Trang.

Stocisia Brusina, 1870

Stosica annulata (Dunker, 1860)

SYNONYMS. *Alvania ligata* Gould, 1861. *Iravadia trochlearis* Gould, 1861. *Fairbankia trochlearis*. VOUCHER MATERIAL. Institute of Oceanology, Hai Phong. – Institute of Oceanography, Nha Trang as *Fairbankia trochlearis*. LITERATURE. Nguyen X. Duc (2001) as *Alocinma* [assumed *err. pro Alvania*] *ligata*

BARLEEIDAE

Teinostoma H. & A. Adams, 1854

Teinostoma multisulcatum

Dautzenberg & Fischer, 1906

LITERATURE. Dautzenberg & Fischer (1906) as *Teinostoma multisulcatum* n. sp.

ASSIMINEIDAE

Assimineea Fleming, 1828

Assimineea brevicula (Pfeiffer, 1854)

OF AUTHORS. *Hydrocena brevicula* Pfeiffer, 1854.

LITERATURE. Dautzenberg & Fischer (1905a) *Assimineea brevicula*. – Identified by D.G. Reid in Hylleberg (2000).

Assimineea francoisi

Dautzenberg & Fischer, 1905

LITERATURE. Dautzenberg & Fischer (1905a).

REMARKS. Status not known. We have only found reference to this taxon in the cited literature.

Assimineea interrupta

Dautzenberg & Fischer, 1905

LITERATURE. Dautzenberg & Fischer (1905a).

REMARKS. Considered significantly salt-tolerant by D.G. Reid.

ADEORBIDAE

Circulus Jeffreys, 1865

Circulus cingulifera (A. Adams, 1850)

VOUCHER MATERIAL. Institute of Oceanography, Nha Trang. REMARKS. R.N. Kilburn found it present at IO, Nha Trang.

STROMBIDAE

Lambis Röding, 1798

Lambis chiragra (Linnaeus, 1758)

OF AUTHORS. *Pterocera chiragra*. *Strombus chiragra*. SYNONYMS. Genus *Pterocera* Anton, 1839. – *Pteroceras* (sic) *rugosum* Sowerby. VOUCHER MATERIAL. Institute of Oceanology, Hai

Phong. Institute of Oceanography, Nha Trang. Research Institute for Aquaculture No. 3. University of Fisheries, Nha Trang. – TMMP Coll. Identified by R.N. Kilburn (Hylleberg 2001). LITERATURE. Serène (1937). ION collection, Nha Trang as *Pteroceras* (sic) *rugosum*. Nguyen Chinh (1996) as *Pterocera chiragra*. Hua Thai Tuyen (1999).

***Lambis crenata* Lam**

LITERATURE. Dawydoff (1952) as *Pterocera crenata* Lam. REMARKS. Status not known. We have only found reference to this taxon in the cited literature.

***Lambis crocata* (Link, 1807)**

SYNONYMS. Genus *Pterocera* Anton, 1839. *Pterocera aurantia* Lamk. VOUCHER MATERIAL. Research Institute of Marine Products. – Institute of Oceanology, Hai Phong. – Research Institute for Aquaculture No. 3. – University of Fisheries, Nha Trang. – TMMP Coll. Identified by R.N. Kilburn (Hylleberg 2001). LITERATURE. Dawydoff (1952) Ha Long Bay as *Pterocera aurantia*. – Nguyen Chinh (1996). REMARKS. R.N. Kilburn found it present at RIA 3.

***Lambis lambis* (Linnaeus, 1758)**

OF AUTHORS. *Pteroceras* (sic) *lambis*. VOUCHER MATERIAL. Institute of Oceanology, Hai Phong. Inst. of Oceanography, Nha Trang. – Research Institute for Aquaculture No. 3. – Fac. of Agriculture, Can Tho University. – TMMP Coll. Identified by R.N. Kilburn (Hylleberg 2001). LITERATURE. Serène (1937). ION collection, Annam # 127; Field notes # 103. – Nguyen Chinh (1996). – Gulbin & Evseev (1997). – Hua Thai Tuyen (1999). – Bui Quang Nghi (2000). *Lambis lambis* identified by J. Hylleberg in Hylleberg (2000).

***Lambis millipeda* (Linnaeus, 1758)**

LITERATURE. Nguyen Ngo Thach (2202).

***Lambis scorpius* (Linnaeus, 1758)**

OF AUTHORS. *Pterocera scorpio*. VOUCHER MATERIAL. Institute of Oceanography, Nha Trang. – Research Institute for Aquaculture No. 3. – University of Fisheries, Nha Trang. – TMMP Coll. Identified by R.N. Kilburn (Hylleberg 2001). LITERATURE. Dawydoff (1952) Poulo-Condore, as *Pterocera scorpio* L. – Nguyen Chinh (1996). REMARKS. Vicinity of Nha Trang.

August 2001. Obtained by Nguyen Ngoc Thach, from fishermen.

***Lambis truncata* (Kiener, 1843)**

VOUCHER MATERIAL. Institute of Oceanography, Nha Trang. – University of Fisheries, Nha Trang. REMARKS. The subspecific taxon *Lambis truncata sebae* (Kiener, 1843) is catalogued by Nguyen Ngo Thach (2202).

***Lambis wheelrighti* Greene, 1978**

LITERATURE. Nguyen Ngo Thach (2202).

***Strombus* Linnaeus, 1758**

***Strombus aratrum* (Röding, 1798)**

SYNONYMS. *Strombus adustus* Swainson. *Strombus melanostomus* Swainson, 1822. *Strombus melanostoma* Lamarck. VOUCHER MATERIAL. Institute of Oceanography, Nha Trang as *Strombus melanostomus*. – Research Institute for Aquaculture No. 3. – Fac. of Agriculture, Can Tho University. – TMMP Coll. Identified by R.N. Kilburn (Hylleberg 2001). LITERATURE. Serène (1937): ION collection, Poulo-Condore, as *Strombus adustus*. ION collection, China Sea, as *Strombus melanostomus*

***Strombus aurisdianae* Linnaeus, 1758**

VOUCHER MATERIAL. Institute of Oceanography, Nha Trang. – TMMP Coll. Identified by R.N. Kilburn (Hylleberg 2001).

***Strombus bulla* (Röding, 1798)**

LITERATURE. Nguyen Ngo Thach (2202) as *Strombus bulls* [err. pro *bulla*].

***Strombus canarium* Linnaeus, 1758**

OF AUTHORS. *Laevistrombus canarium* (Linnaeus). SYNONYMS. *Strombus isabella* Lamarck. – *Strombus canarium* var. *isabella* Tryon, 1885. VOUCHER MATERIAL. Inst. of Oceanology, Hai Phong. – Res. Inst. of Marine Products. – Inst. of Oceanography, Nha Trang. Res. Inst. for Aquaculture No. 3. – Univ. of Fish., Nha Trang. Univ. of Natural Sci., HCM City. – Fac. of Agriculture, Can Tho University. TMMP Coll. ID by Kilburn (Hylleberg 2001). LITERATURE. Dautzenberg P. & H. Fischer (1905a) as *Strombus isabella* Lamarck, 1822. Serène (1937). ION collection, Tonkin # 89 as *Strombus isabella* Lamarck. – Nguyen Chinh (1996) as *Strombus isabella* Lamarck. – Nguyen

X. Duc *et al.* (1997) as *Laevistrombus canarium* (Linnaeus). – Bui Quang Nghi (2000). – ID by J. Hylleberg in Hylleberg (2000). – Nguyen X. Duc (2001) as *Strombus isabella*. REMARKS. R.N. Kilburn found it present at RIA 3.

Strombus chrysostomus (Kuroda, 1942)

LITERATURE. Nguyen Ngo Thach (2202).

Strombus costatus Gmelin, 1791

VOUCHER MATERIAL. Research Institute of Marine Products. REMARKS. Not in Vietnam. Known from America.

Strombus decorus Röding, 1798

SYNONYM. *Strombus mauritianus* Lamarck, 1822. LITERATURE. Dawydoff (1952) Gulf of Thailand as *Strombus mauritianus*. REMARKS. Recorded from the Gulf of Thailand. Probably also to be found in Vietnamese waters.

Strombus dentatus Linnaeus, 1758

SYNONYM. *Strombus samarensis* Reeve, 1851. *Strombus tridentatus* Gmelin, 1791. VOUCHER MATERIAL. Institute of Oceanography, Nha Trang as *Strombus samarensis*. University of Natural Science, HCM City as *Strombus tridentatus*. LITERATURE. Serène (1937). ION collection, Gulf of Thailand.

Strombus dilatatus dilatatus Swainson, 1821

OF AUTHORS. In subgenus *Dolomena*. VOUCHER MATERIAL. Research Institute for Aquaculture No. 3. REMARKS. R.N. Kilburn found it present at RIA 3. – D.G. Reid found it trawled by fishermen, 10–20 m, nearshore Nha Trang.

Strombus dilatatus swainsoni (Reeve, 1850)

REMARKS. Figs. in Alf *et al.* (2000).

Strombus epidromus (Linnaeus, 1758)

VOUCHER MATERIAL. University of Fisheries, Nha Trang. REMARKS. Known from the Pacific.

Strombus erythrinus Dillwyn, 1817

LITERATURE. Nguyen Ngo Thach (2202).

Strombus gibberulus Linnaeus, 1758

VOUCHER MATERIAL. Institute of Oceanography, Nha Trang. – University of Natural Science, HCM City. LITERATURE. Serène (1937). ION collection, Poulo-Condore. The subspecific taxa *Strombus gibberulus albus* Mörch, 1850 and *Strombus gibberulus gibbosus* (Röding, 1798) are catalogued by Nguyen Ngo Thach (2202).

Strombus gigas Linnaeus, 1758

VOUCHER MATERIAL. Research Institute of Marine

Products. REMARKS. Not in Vietnam. Known from North America.

Strombus labiatus (Röding 1798)

LITERATURE. Nguyen Ngo Thach (2202).

Strombus labiosus Wood, 1828

LITERATURE. Nguyen Ngo Thach (2202).

Strombus latissimus Linnaeus, 1758

VOUCHER MATERIAL. Research Institute for Aquaculture No. 3. – University of Fisheries, Nha Trang. LITERATURE. Nguyen Chinh (1996).

Strombus lentiginosus Linnaeus, 1758

VOUCHER MATERIAL. Institute of Oceanography, Nha Trang. – Research Institute for Aquaculture No. 3. – University of Fisheries, Nha Trang. Fac. of Agriculture, Can Tho University. – TMMP Coll. Identified by R.N. Kilburn (Hylleberg 2001). LITERATURE. Serène (1937). ION collection, Gulf of Thailand. REMARKS. Nguyen Ngoc Thach found it present at RIA 3.

Strombus luhuanus Linnaeus, 1758

VOUCHER MATERIAL. Institute of Oceanology, Hai Phong. – Institute of Oceanography, Nha Trang. Research Institute for Aquaculture No. 3. University of Fisheries, Nha Trang. – University of Natural Science, HCM City. – Fac. of Agriculture, Can Tho University. – TMMP Coll. Identified by R.N. Kilburn (Hylleberg 2001). LITERATURE. Serène (1937). ION collection, Annam # 686; Field notes # 103. – Nguyen Chinh (1996). – *Strombus luhuanus* identified by J. Hylleberg in Hylleberg (2000).

Strombus marginatus marginatus

Linnaeus, 1758

VOUCHER MATERIAL. Research Institute for Aquaculture No. 3. REMARKS. R.N. Kilburn found it present at RIA 3.

Strombus marginatus robustus Sowerby, 1874

OF AUTHORS. Subgenus (*Dolomena*). SYNONYM. *Strombus septimus* Duclos, 1844. VOUCHER MATERIAL. Institute of Oceanology, Hai Phong. Research Inst. for Aquaculture No. 3. – TMMP Coll. Identified by R.N. Kilburn (Hylleberg 2001). LITERATURE. Serène (1937). ION collection, Annam as *Strombus septimus*. Identified by R.N. Kilburn in Hylleberg (2000). REMARKS. R.N. Kilburn found it present at RIA 3. – Collected by D.G. Reid, north end of My Khe Beach, Danang. 4 Aug. 2001. Fishermen's

sorting area on beach. From drag nets or inshore trawling.

Strombus marginatus succinctus Linnaeus, 1767

OF AUTHORS. *Strombus succinctus* Linnaeus. VOUCHER MATERIAL. Institute of Oceanography, Nha Trang. – University of Fisheries, Nha Trang as *S. succinctus*. – University of Natural Science, HCM City as *S. succinctus*. LITERATURE. Dautzenberg & Fischer (1905b) as *Strombus succinctus* Linnaeus, 1758. – Serène (1937). ION collection, Annam as *S. succinctus*.

Strombus mutabilis Swainson, 1821

SYNONYMS. *Strombus floridus* Lamarck. *Strombus floridus* Lam. var. *epimellus* Duclos VOUCHER MATERIAL. Research Institute for Aquaculture No. 3. – Institute of Oceanography, Nha Trang. – University of Fisheries, Nha Trang. Institute of Oceanography, Nha Trang, as *Strombus floridus* Lam. var. *epimellus* Duclos. TMMP Coll. Identified by R.N. Kilburn (Hylleberg 2001). LITERATURE. Serène (1937). ION collection, Gulf of Thailand, as *Strombus floridus* Lamarck. – Gulbin & Evseev (1997).

Strombus pipus (Röding, 1798)

OF AUTHORS. *Strombus pipus* Reeve, 1851. SYNONYM. *Strombus papilio* Dillwyn, 1817. VOUCHER MATERIAL. Institute of Oceanography, Nha Trang. LITERATURE. Serène (1937). ION collection, Poulou-Condore as *Strombus papilio* [citing the unavailable Chemnitz]. – Identified by D.G. Reid in Hylleberg (2000).

Strombus plicatus pulchellus Reeve, 1851

SYNONYMS. *Strombus plicatus* Röding, 1798. *Strombus pulchellus* Reeve, 1851. VOUCHER MATERIAL. Research Inst. for Aquaculture No. 3 as *Strombus plicatus*. Research Inst. for Aquaculture No. 3 as *Strombus pulchellus*. REMARKS. R.N. Kilburn found it present at RJA 3.

Strombus sibbaldi Sowerby.

LITERATURE. Serène (1937). ION collection, Gulf of Thailand. REMARKS. Not in Vietnam. Only known from the Arabian Gulf.

Strombus sinuatus Humphrey, 1786

OF AUTHORS. *Strombus sinuatus* Lightfoot, 1786. VOUCHER MATERIAL. Research Institute for Aquaculture No. 3. – University of Fisheries, Nha Trang. – TMMP Coll. Identified by R.N. Kilburn (Hylleberg 2001). LITERATURE. Nguyen

Chinh (1996). REMARKS. Donated to D.G. Reid by Nguyen Ngoc Thach.

Strombus thersites Swainson, 1823

VOUCHER MATERIAL. Institute of Oceanography, Nha Trang. REMARKS. *Strombus thersites* Swainson, 1823. Quang Ngai, 300 km north of Nha Trang, Vietnam. On sand bottom, 30 m. Pres. to D.G. Reid (BMNH) by Nguyen Ngoc Thach, 2001. – Figs. in Alf *et al.* (2000).

Strombus turturella (Röding, 1798)

LITERATURE. Nguyen Ngo Thach (2202).

Strombus urceus Linnaeus, 1758

SYNONYMS. *Strombus muricatus* Watson, 1885. *Strombus ustulatum* Schumacher, 1817. VOUCHER MATERIAL. Institute of Oceanology, Hai Phong. – Institute of Oceanography, Nha Trang as *S. ustulatum*. – Research Institute for Aquaculture No. 3. – University of Fisheries, Nha Trang. – University of Fisheries, Nha Trang as *S. ustulatum*. – University of Natural Science, HCM City. – University of Natural Science, HCM City as *S. ustulatum*. TMMP Coll. Identified by R.N. Kilburn (Hylleberg 2001). LITERATURE. Dautzenberg & Fischer (1905b) as *Strombus urceus* Linnaeus, 1758. – Serène (1937): ION collection, Poulou-Condore. ION collection, Gulf of Thailand, as *Strombus muricatus* [citing Martini; not available as author]. – Gulbin & Evseev (1997). Hua Thai Tuyen (1999). – Bui Quang Nghi (2000). – Identified by J. Hylleberg in Hylleberg (2000).

Strombus variabilis Swainson, 1820

OF AUTHORS. *Dolomera variabilis*. VOUCHER MATERIAL. Institute of Oceanology, Hai Phong. University of Fisheries, Nha Trang. LITERATURE. Serène (1937). ION collection, Gulf of Thailand. The subspecific taxon *Strombus variabilis athenius* Duclos, 1844 is catalogued by Nguyen Ngo Thach (2202).

Strombus vittatus Linnaeus, 1758

OF AUTHORS. *Doxandex vittatus*. In subgenus *Doxander*. VOUCHER MATERIAL. Institute of Oceanology, Hai Phong. – Institute of Oceanography, Nha Trang. – Research Institute for Aquaculture No. 3. – University of Fisheries, Nha Trang. – University of Fisheries, Nha Trang. LITERATURE. Identified by D.G. Reid in Hylleberg

(2000). REMARKS. R.N. Kilburn found *S. vittatus* present at RIA 3. – D.G. Reid found it trawled by fishermen, 10–20 m, nearshore Luong Son, 15 km north of Nha Trang. The subspecific taxon *Strombus vittatus apicatus* Man in't Veld, 1993 is catalogued by Nguyen Ngo Thach (2202).

Strombus vittatus japonicus (Reeve, 1841)

OF AUTHORS. Genus *Labiostrombus* Oostingh, 1925. *Labiostrombus japonicus*. VOUCHER MATERIAL. University of Natural Science, HCM City as *Labiostrombus japonicus*.

Strombus vittatus Linné var. *elongata*

LITERATURE. Serène (1937). ION collection, Nha Trang. REMARKS. Status not known. Only seen in the cited literature.

Strombus vomer Röding, 1798

VOUCHER MATERIAL. Research Institute for Aquaculture No. 3. REMARKS. R.N. Kilburn found it present at RIA 3.

Tibia Röding, 1798

Tibia delicatula Nevill, 1881

LITERATURE. Nguyen Ngo Thach (2202).

Tibia fusus (Linnaeus, 1758)

VOUCHER MATERIAL. Institute of Oceanography, Nha Trang. – Re. Institute for Aquaculture No. 3. LITERATURE. Nguyen Chinh (1996). REMARKS. *Tibia fusus*, 1 spec. trawled on sand at 70–150 m off Nha Trang. Pres. to D.G. Reid (BMNH) by Nguyen Ngoc Thach, 2001. REMARKS. Nguyen Ngo Thach states that he prefers to place *Tibia fusus* in the family Rostellariidae.

Tibia powisi (Petit, 1842)

VOUCHER MATERIAL. Institute of Oceanography, Nha Trang. – TMMP Coll. Identified by R.N. Kilburn (Hylleberg 2001). REMARKS. *Tibia powisi* (Petit, 1842). 1 spec. trawled on sand at 70–150 m off Nha Trang. Pres. to D.G. Reid BMNH by Nguyen Ngoc Thach, 2001.

SERAPHIDAE

Terebellum Röding, 1798

Terebellum terebellum terebellum

(Linnaeus, 1758)

OF AUTHORS. *Strombus terebellum*. SYNONYM.

Terebellum subulatum Lamarck, 1811. VOUCHER MATERIAL. Institute of Oceanology, Hai Phong. Inst. of Oceanography, Nha Trang. – Research Institute for Aquaculture No. 3. – University of Fisheries, Nha Trang. – University of Natural Science, HCM City. LITERATURE. Dawydoff (1952) Poulou-Dama as *Terebellum subulatum*. Identified by R.N. Kilburn in Hylleberg (2000). REMARKS. R.N. Kilburn found it present at RIA 3. Collected by D.G. Reid at Luong Son, 15 km N of Nha Trang. Trawled by fishermen, 10–20 m, nearshore.

Terebellum terebellum delicatum

Kuroda & Kawamoto, 1961

VOUCHER MATERIAL. Crude Oil Safety Center, HCM City. REMARKS. Figs. in Alf *et al.* (2000) as *Terebellum terebellum* f. *delicatum*.

HIPPONICIDAE

Cheilea Modeer, 1793

Cheilea cicatricosa (Reeve, 1859)

OF AUTHORS. *Mitrularia cicatricosa* Lamarck. VOUCHER MATERIAL. Institute of Oceanography, Nha Trang.

Cheilea equestris (Linnaeus, 1758)

VOUCHER MATERIAL. University of Natural Science, HCM City.

Cheilea tortilis (Reeve, 1859)

VOUCHER MATERIAL. University of Natural Science, HCM City.

Hipponix DeFrance, 1819

Hipponix antiquatus Linnaeus, 1767

OF AUTHORS. *Hipponyx antiquatus* Gmelin. LITERATURE. Serène (1937). ION collection, Poulou-Condore. REMARKS. Known from the Pacific.

Hipponix conica Schumacher, 1817

OF AUTHORS. *Amalthea conica*. VOUCHER MATERIAL. Institute of Oceanography, Nha Trang. Gulbin & Evseev (1997) as *Hippohix* (sic)

Hipponix foliaceus (Quoy & Gaimard, 1835)

OF AUTHORS. *Antisabia foliacea*.

VOUCHER MATERIAL. Institute of Oceanography, Nha Trang.

VANIKORIDAE

Vanikoro

Quoy & Gaimard, 1832

Vanikoro cancellata Lamarck, 1822

VOUCHER MATERIAL. Institute of Oceanography, Nha Trang.

CALYPTRAEIDAE

(including Crepidulidae)

Calyptraea

Lamarck, 1799

Calyptraea extintorium (Lamarck, 1822)

OF AUTHORS. *Bicatillus extintorius*. *Crucibulum extintorium*. VOUCHER MATERIAL. Institute of Oceanography, Nha Trang. – Research Institute for Aquaculture No. 3. – TMMP Coll. Identified by R.N. Kilburn (Hylleberg 2001). REMARKS. R.N. Kilburn found it present at RIA 3. Collected at north end of My Khe Beach, Danang. 4 August 2001. Fishermen's sorting area on beach. From drag nets or inshore trawling. Leg. D.G. Reid as *Bicatillus extintorius* (Lamarck).

Calyptraea morbida (Reeve, 1853)

VOUCHER MATERIAL. Institute of Oceanology, Hai Phong.

Calyptraea renovatum (Crosse & Fischer, 1889)

OF AUTHORS. *Crucibulum renovatum* Crosse & Fischer, 1889. Genus *Crucibulum* Schumacher, 1817. SYNONYM. *Calyptraea extintorium* Blainville *non* Lamarck. LITERATURE. Dautzenberg & Fischer (1905b) as *Crucibulum (Bicatillus) renovatum* Crosse & Fischer, 1889. Dautzenberg & Fischer (1906) as *Crucibulum (Bicatillus) renovatum* Crosse & Fischer. Serène (1937). ION collection, Gulf of Thailand. REMARKS. *Crucibulum renovatum* Crosse & Fischer, 1889 is a renaming of *Calyptraea extintorium* Blainville, 1825, *non* Lamarck.

Crepidula

Lamarck, 1799

Crepidula aculeata Gmelin, 1791SYNONYM. *Crepidula gravispinosa*. VOUCHER MATERIAL. University of Natural Science, HCM City.*Crepidula dilatata* Lamarck, 1833

OF AUTHORS. *Crepidula patula* Deshayes, 1830. LITERATURE. Dawydoff (1952) Poulo-Condore, as *Crepidula patula* Deshayes, 1830. REMARKS. *Crepidula patula* is a probable synonym of S. American *Crepidula dilatata* Lamarck, 1833.

Crepidula plana A. Adams & Reeve, 1850*non* Say, 1822 = *Siphopatella walshi*.

LITERATURE. Serène (1937). ION collection, Poulo-Condore.

Siphopatella

Lesson, 1830

Siphopatella walshi (Reeve, 1859)

OF AUTHORS. *Crepidula walshi*. SYNONYM. *Crepidula scabies* Reeve, 1859. VOUCHER MATERIAL. Institute of Oceanology, Hai Phong. Institute of Oceanography, Nha Trang as *Crepidula scabies*. – Research Institute for Aquaculture No. 3. – University of Natural Science, HCM City. LITERATURE. Serène (1937). ION collection, Annam, # 882. – Identified by D.G. Reid and R.N. Kilburn in Hylleberg (2000). REMARKS. Living inside aperture of gastropod shells. R.N. Kilburn: present in the RIA3 coll.

LAMELLARIIDAE

Coriocella

Blainville, 1824

Coriocella berghi (Deshayes, 1863)

OF AUTHORS. Genus *Lamellaria* Montagu, 1815. *Lamellaria berghi* Deshayes, 1863. LITERATURE. Dawydoff (1952)

REMARKS. Known from the Indian Ocean.

Coriocella nigra (Blainville, 1824)

OF AUTHORS. Genus *Lamellaria* Montagu, 1815. *Lamellaria nigra* Blainville, 1824. LITERATURE. Dawydoff (1952).

THYCIDAE

Thyca H. & A. Adams, 1854

Thyca crystallina (Gould, 1846)

VOUCHER MATERIAL. TMMP Coll. Identified by R.N. Kilburn (Hylleberg 2001).

XENOPHORIDAE

Xenophora Fischer, 1807

Xenophora australis (Souverbie, 1870)

VOUCHER MATERIAL. Institute of Oceanography, Nha Trang.

Xenophora cerea (Reeve, 1845)

REMARKS. *Xenophora cerea* (Reeve, 1845) Off Nha Trang. Trawled on mud at 50–150 m. Pres. to D.G. Reid (BMNH) by Nguyen Ngoc Thach, 2001.

Xenophora chinensis chinensis (Philippi, 1841)

OF AUTHORS. *Stellaria chinensis*. REMARKS. *Stellaria chinensis chinensis* (Philippi, 1841) Off Nha Trang. Trawled on mud at 20–120 m. Pres. to D.G. Reid (BMNH) by Nguyen Ngoc Thach, 2001.

Xenophora corrugata (Reeve, 1842)

LITERATURE. Identified by Richard Kilburn in Hylleberg (2000).

Xenophora exuta (Reeve, 1842)

OF AUTHORS. *Onustus exutus*. VOUCHER MATERIAL. Institute of Oceanology, Hai Phong. – Institute of Oceanography, Nha Trang. – Research Institute for Aquaculture No. 3. – TMMP Coll. Identified by R.N. Kilburn (Hylleberg 2001). LITERATURE. Serène (1937). ION collection, Annam # 613; Field notes # 102. REMARKS. R.N. Kilburn found it present at RIA 3. – *Onustus exutus* (Reeve, 1842) Off Nha Trang. Trawled on mud at 20–200 m. Pres. to D.G. Reid (BMNH) by Nguyen Ngoc Thach, 2001. – North end of My Khe Beach, Danang. 4 August 2001. Fishermen's sorting area on beach. From drag nets or inshore trawling. Leg. D.G. Reid. Nguyen Ngo Thach states that he prefers the name *Onustus exuta*.

Xenophora granulosa Ponder, 1983

REMARKS. *Xenophora granulosa* Ponder, 1983. Off Nha Trang. Trawled. Pres. to D.G. Reid (BMNH) by Nguyen Ngoc Thach, 2001.

Xenophora indica (Gmelin, 1791)

OF AUTHORS. *Onustus indicus*. *Tugurium indicus*. VOUCHER MATERIAL. Institute of Oceanography, Nha Trang. – Research Institute for Aquaculture No. 3. REMARKS. R.N. Kilburn found it present at RIA 3. – *Onustus indicus* (Gmelin, 1791) Off Nha Trang. Trawled on soft bottom near shore. Pres. to D.G. Reid (BMNH) by Nguyen Ngoc Thach, 2001. – D.G. Reid found it trawled by fishermen, 10–20 m, nearshore Cua Be, Nha Trang. – Nguyen Ngo Thach states that he prefers the name *Onustus indica*.

Xenophora mekranensis konoii Habe, 1953

REMARKS. *Xenophora mekranensis konoii* Habe, 1953. Off Nha Trang. Trawled on sand at 30–180 m. Pres. to D.G. Reid (BMNH) by Nguyen Ngoc Thach, 2001.

Xenophora pallidula (Reeve, 1842)

VOUCHER MATERIAL. Institute of Oceanography, Nha Trang. – University of Natural Science, HCM City. LITERATURE. Serène (1937). ION collection, Indochina # 434.

Xenophora solarioides (Reeve, 1845)

OF AUTHORS. *Xenophora solaroides solaroides*. VOUCHER MATERIAL. Institute of Oceanology, Hai Phong. REMARKS. *Xenophora solaroides solaroides* (Reeve, 1845) Off Nha Trang. Trawled on gravel at 30–150 m. Pres. to D.G. Reid (BMNH) by Nguyen Ngoc Thach, 2001.

Xenophora solaris (Linné, 1764)

OF AUTHORS. *Onustus solaris*. *Stellaria solaris*. VOUCHER MATERIAL. Institute of Oceanology, Hai Phong. – Institute of Oceanography, Nha Trang. Research Institute for Aquaculture No. 3. TMMP Coll. Identified by R.N. Kilburn (Hylleberg 2001).

LITERATURE. Dawydoff (1952) Poulo-Condore, as *Onustus solaris* L.

REMARKS. R.N. Kilburn found it present at RIA 3. – *Stellaria solaris* (L., 1764) Off Nha Trang. Trawled on mud at 20–80 m. Pres. to D.G. Reid (BMNH) by Nguyen Ngoc Thach, 2001. – North end of My Khe Beach, Danang. 4 August 2001. Fishermen's sorting area on beach. From drag

nets or inshore trawling. Leg. D.G. Reid. Nguyen Ngo Thach states that he prefers the name *Stellaria solaris*.

SILIQUARIIDAE

Siliquaria Bruguière, 1789

Siliquaria cumingii (Mörch, 1856)

LITERATURE. Nguyen Ngo Thach (2202).

VERMETIDAE

Dendropoma Mörch, 1861

**Dendropoma annulatus* Daudin, 1800.

VOUCHER MATERIAL. Institute of Oceanography, Nha Trang. REMARKS. A doubtful species, possibly not a mollusc.

Dendropoma planorbis (Dunker, 1860)

OF AUTHORS. *Vermetus planorbis*. *Spirogyphus planorbis*. VOUCHER MATERIAL. Institute of Oceanography, Nha Trang. LITERATURE. Gulbin & Evseev (1997) as *Spirogyphus planorbis*. REMARKS. *Spirogyphus* Daudin, 1800 is suppressed.

Petalococonchus Lea, 1843

Petalococonchus renisectus (Carpenter, 1857)

OF AUTHORS. *Vermetus renisectus* (Carpenter) VOUCHER MATERIAL. University of Fisheries, Nha Trang. REMARKS. KNOWN from Japan.

Serpulorbis Sassi, 1827

Serpulorbis colubrinus (Röding, 1798)

OF AUTHORS. *Vermetus colubrinus*. VOUCHER MATERIAL. Institute of Oceanography, Nha Trang. Research Institute for Aquaculture No. 3. LITERATURE. Nguyen Chinh & Le Ngoc Hoa (2003) as *Serpulorbis* [err.] *colurinus* [err.]. REMARKS. R.N. Kilburn found it present at RIA 3.

Serpulorbis imbricatus (Dunker, 1860)

LITERATURE. Nguyen Ngo Thach (2202).

Serpulorbis medusae (Pilsbry, 1891)

LITERATURE. Nguyen Ngo Thach (2202).

Serpulorbis squamigerus Carpenter, 1865

OF AUTHORS. Genus *Aletes* Carpenter, 1857. VOUCHER MATERIAL. University of Natural Science, HCM City as *Aletes squamiseres*. REMARKS. Not in Vietnam. Presumably the Californian *Serpulorbis squamigerus* Carpenter, 1865.

Serpulorbis xenophorus Habe, 1961

LITERATURE. Nguyen Ngo Thach (2202).

Vermetus

Daudin, 1800

Vermetus indicus Rousseau, 1854

LITERATURE. Dawydoff (1952) Poulo-Condore. REMARKS. Older authors considered it a synonym of *Vermicularia lumbricalis* (Linnaeus, 1758).

Vermetus novaehollandiae Rousseau, 1854

LITERATURE. Dawydoff (1952). LOAITA. REMARKS. Probably not in Vietnam. Described from Australia.

Vermetus tokyoensis Pilsbry, 1895

LITERATURE. Nguyen Ngo Thach (2202).

CYPRAEIDAE

Cypraea Linnaeus, 1758

Cypraea annulus Linnaeus, 1758

OF AUTHORS. *Monetaria annulus*. VOUCHER MATERIAL. Research Institute for Aquaculture No. 3. – Institute of Oceanography, Nha Trang. Research Institute for Aquaculture No. 3. University of Fisheries, Nha Trang. – University of Natural Science, HCM City. – TMMP Coll. Identified by R.N. Kilburn (Hylleberg 2001). LITERATURE. Serène (1937). ION collection, Annam # 435; Field notes # 92. – Gulbin & Evseev (1997) as *Monetaria annulus* Linné. Hua Thai Tuyen (1999). REMARKS. R.N. Kilburn found it present at RIA 3.

Cypraea arabica Linnaeus, 1758

OF AUTHORS. *Mauritia arabica* (Linnaeus, 1758). *Mauritania* [err. pro *Mauritia*] *arabica*. VOUCHER MATERIAL. Institute of Oceanology, Hai Phong.

Research Institute for Aquaculture No. 3. Univ. of Fish., Nha Trang. – TMMP Coll. ID by R.N. Kilburn (Hylleberg 2001). LITERATURE. Dautzenberg & Fischer (1905b) as *Cypraea (Aricia) arabica* Linnaeus, 1758. Serène (1937). ION collection, Gulf of Thailand. Nguyen Chinh (1996). – Nguyen X. Duc *et al.* (1997) as *Mauritia arabica* (Linnaeus). – Gulbin & Evseev (1997) as *Mauritia arabica* (Linné). Hua Thai Tuyen (1999). – *Cypraea arabica* identified by David Reid and J. Hylleberg in Hylleberg (2000). – Nguyen X. Duc (2001) as *Mauritia arabica*. REMARKS. R.N. Kilburn found *C. arabica* present at RIA 3. The subspecific taxa *Mauritania arabica asiatica* Schilder & Schilder, 1939, *Mauritania arabica grayana* Schilder, 1930, and *Mauritania arabica immanis* Schilder & Schilder, 1939 are catalogued by Nguyen Ngo Thach (2002). [*Mauritania* *err. pro Mauritia*].

***Cypraea argus* Linnaeus, 1758**

OF AUTHORS. *Lyncina argus* (Linnaeus, 1758). VOUCHER MATERIAL. Institute of Oceanology, Hai Phong. – Institute of Oceanography, Nha Trang. Research Institute for Aquaculture No. 3. LITERATURE. Serène (1937). ION collection, Nha Trang. – Nguyen Chinh (1996). – Hua Thai Tuyen (1999). REMARKS. R.N. Kilburn found *C. argus* present at RIA 3. The subspecific taxon *Lyncina argus contrastriata* (Perry, 1811) is catalogued by Nguyen Ngo Thach (2002).

***Cypraea asellus* Linnaeus, 1758**

OF AUTHORS. *Palmadusta asellus*. VOUCHER MATERIAL. Institute of Oceanography, Nha Trang. Research Institute for Aquaculture No. 3. University of Natural Science, HCM City. LITERATURE. Serène (1937). ION collection, Poulo-Condore. – Hua Thai Tuyen (1999).

***Cypraea binostrata* (Schilder & Schilder, 1937)**

OF AUTHORS. *Pustularia binostrata binostrata* Schilder & Schilder, 1937. LITERATURE. Nguyen Ngo Thach (2002).

***Cypraea boivinii* Kiener, 1843**

OF AUTHORS. *Erosaria boivini* (Kiener, 1843). LITERATURE. Nguyen Ngo Thach (2002).

***Cypraea caputserpentis* Linnaeus, 1758**

OF AUTHORS. *Erosaria caputserpentis*. VOUCHER MATERIAL. Institute of Oceanography, Nha Trang. Research Inst. for Aquaculture No. 3. University

of Natural Science, HCM City. TMMP Coll. Identified by R.N. Kilburn (Hylleberg 2001). LITERATURE. Serène (1937): ION collection as *Cypraea caput* (sic). ION collection as *Cypraea serpentis* (sic) Linné. Poulo-Condore and Gulf of Thailand. – Gulbin & Evseev (1997) as *Erosaria caputserpentis* (Linné). – Hua Thai Tuyen (1999). – Identified by J. Hylleberg in Hylleberg (2000).

***Cypraea carneola* Linnaeus, 1758**

Live animal, fig. p. 16

OF AUTHORS. *Lyncina carneola*. VOUCHER MATERIAL. Inst. of Oceanology, Hai Phong. – Inst. of Oceanography, Nha Trang. – Res. Inst. for Aquaculture No. 3. – Univ. of Natural Science, HCM City. – TMMP Coll. ID by R.N. Kilburn (Hylleberg 2001). LITERATURE. Serène (1937). ION collection, Poulo-Condore. – Gulbin & Evseev (1997) as *Lyncina carneola* (Linné). Hua Thai Tuyen (1999). – ID by J. Hylleberg in Hylleberg (2000). REMARKS. Nguyen Ngo Thach states that he prefers the name *Lyncina carneola*

***Cypraea caurica* Linné**

OF AUTHORS. *Eronea caurica*. VOUCHER MATERIAL. Institute of Oceanography, Nha Trang. University of Natural Science, HCM City. LITERATURE. Dautzenberg & Fischer (1905b) as *Cypraea caurica* Linnaeus, 1758. – Serène (1937). ION collection, Nha Trang. – Hua Thai Tuyen (1999).

***Cypraea childreni* Gray, 1825**

OF AUTHORS. *Pustularia childreni*. VOUCHER MATERIAL. Institute of Oceanography, Nha Trang. LITERATURE. Serène (1937). ION collection, Poulo-Condore.

***Cypraea chinensis* Gmelin, 1791**

VOUCHER MATERIAL. Research Institute for Aquaculture No. 3.

***Cypraea cicercula* Linnaeus, 1758**

OF AUTHORS. *Pustularia cicercula*. VOUCHER MATERIAL. Research Institute for Aquaculture No. 3. – Institute of Oceanography, Nha Trang. University of Natural Science, HCM City. LITERATURE. Serène (1937). ION collection, Gulf of Thailand. – Hua Thai Tuyen (1999). REMARKS. R.N. Kilburn found it present at RIA 3.

***Cypraea clandestina* Linnaeus, 1767**

OF AUTHORS. *Palmadusta clandestina*. VOUCHER

MATERIAL. Institute of Oceanography, Nha Trang. Research Institute for Aquaculture No. 3. LITERATURE. Hua Thai Tuyen (1999).

Cypraea cribraria Linnaeus, 1758

OF AUTHORS. *Cribraria cribraria*. VOUCHER MATERIAL. Institute of Oceanography, Nha Trang. LITERATURE. Dawydoff (1952) as *Cypraea cribrina* (sic) L. – Hua Thai Tuyen (1999).

Cypraea cylindrica Born, 1778

OF AUTHORS. *Erronea cylindrica*. VOUCHER MATERIAL. Research Institute for Aquaculture No. 3. – TMMP Coll. Identified by R.N. Kilburn (Hylleberg 2001). LITERATURE. Serène (1937). ION collection, Poulo-Condore. – Hua Thai Tuyen (1999). REMARKS. The subspecific taxon *Erronea cylindrica lenella* (Iredale, 1939) is catalogued by Nguyen Ngo Thach (2002).

Cypraea depressa Gray, 1824

VOUCHER MATERIAL. Research Institute for Aquaculture No. 3.

Cypraea eburnea Barnes, 1824

OF AUTHORS. *Erronea eburnea* (Barnes, 1824). SYNONYMS. *Cypraea miliaris eburnea*. *Erosaria miliaris eburnea*. VOUCHER MATERIAL. Institute of Oceanology, Hai Phong. – Institute of Oceanography, Nha Trang. – Research Institute for Aquaculture No. 3. – University of Fisheries, Nha Trang. REMARKS. Not in Vietnam. Known from East Australia to Fiji.

Cypraea eglantina Duclos, 1833

OF AUTHORS. *Monetaria eglantina*. VOUCHER MATERIAL. Institute of Oceanology, Hai Phong. University of Natural Science, HCM City. TMMP Coll. Identified by R.N. Kilburn (Hylleberg 2001).

Cypraea erosa Linnaeus, 1758

OF AUTHORS. *Erosaria erosa*. VOUCHER MATERIAL. Institute of Oceanography, Nha Trang. – Res. Inst. for Aquaculture No. 3. – Univ. of Fisheries, Nha Trang. – Univ. of Natural Science, HCM City. – TMMP Coll. Identified by R.N. Kilburn (Hylleberg 2001). LITERATURE. Dautzenberg & Fischer (1905b) as *Cypraea (Luponia) erosa* Linnaeus, 1758. Serène (1937). ION collection, Gulf of Thailand. Hua Thai Tuyen (1999). – ID by J. Hylleberg in Hylleberg (2000).

Cypraea erronea Linnaeus, 1758

OF AUTHORS. *Eronea erronea*. VOUCHER MATERIAL.

Research Institute for Aquaculture No. 3. University of Fisheries, Nha Trang. – Institute of Oceanology, Hai Phong. – Institute of Oceanography, Nha Trang. Research Institute for Aquaculture No. 3. TMMP Coll. Identified by R.N. Kilburn (Hylleberg 2001). LITERATURE. Serène (1937). ION collection, Gulf of Thailand. – Nguyen X. Duc *et al.* (1997) as *Erronea erronea* (Linnaeus). – Gulbin & Evseev (1997) as *Erronea erronea* (Linné). – Hua Thai Tuyen (1999). – Bui Quang Nghi (2000). – Nguyen X. Duc (2001) as *Erronea erronea* (sic). REMARKS. R.N. Kilburn found it present at RIA 3.

Cypraea felina Gmelin, 1791

OF AUTHORS. *Palmadusta felina*. VOUCHER MATERIAL. Institute of Oceanology, Hai Phong. Inst. of Oceanography, Nha Trang. University of Natural Science, HCM City. LITERATURE. Hua Thai Tuyen (1999). REMARKS. *C. felina felina* is known from the Western India Ocean. The subspecies *C. felina listeri* (Gray, 1824) is possible in Vietnam (Lorenz & Huber 1993).

Cypraea fimbriata Gmelin, 1791

OF AUTHORS. *Palmadusta fimbriata*. VOUCHER MATERIAL. Institute of Oceanography, Nha Trang. REMARKS. *C. fimbriata* is known from the Western India Ocean. The subspecies *C. fimbriata unifasciata* (Mighels, 1845) is possible in Vietnam (Lorenz & Huber 1993).

Cypraea gangranosa Dillwyn, 1817

OF AUTHORS. *Erosaria gangrenosa*. VOUCHER MATERIAL. Institute of Oceanography, Nha Trang.

Cypraea globulus Linnaeus, 1758

VOUCHER MATERIAL. Res. Inst. for Aquaculture No. 3. LITERATURE. Dawydoff (1952) as *Cypraea globulus* L. – Nguyen Chinh & Le Ngoc Hoa (2003) as *Cypraea globulus* (sic).

Cypraea gracilis Gaskoin, 1849

LITERATURE. Hua Thai Tuyen (1999).

Cypraea guttata Gmelin, 1791

OF AUTHORS. *Erosaria guttata guttata* (Gmelin, 1791). LITERATURE. Nguyen Ngo Thach (2002).

Cypraea hammondae Iredale, 1939

VOUCHER MATERIAL. Research Institute for Aquaculture No. 3. REMARKS. *C. hammondae* is known from East Australia. The subspecies *C. hammondae raysummersi* Schilder, 1960 is possible in Vietnam (Lorenz & Huber 1993).

Cypraea helvola Linnaeus, 1758

OF AUTHORS. *Erosaria helvola*. VOUCHER MATERIAL. Institute of Oceanography, Nha Trang. Research Institute for Aquaculture No. 3. University of Natural Science, HCM City. TMMP Coll. Identified by R.N. Kilburn (Hylleberg 2001). LITERATURE. Serène (1937). ION collection, Gulf of Thailand. – Hua Thai Tuyen (1999). – Identified by J. Hylleberg in Hylleberg (2000). REMARKS. R.N. Kilburn found it present at RIA 3.

Cypraea hirasei Roberts, 1913

OF AUTHORS. *Nesiocypraea hirasei* (Roberts, 1913). LITERATURE. Nguyen Ngo Thach (2202).

Cypraea hirundo hirundo Linnaeus, 1758

OF AUTHORS. *Bistolida hirundo hirundo* (Linnaeus, 1758). VOUCHER MATERIAL. Institute of Oceanography, Nha Trang. – Research Institute for Aquaculture No. 3. LITERATURE. Serène (1937). ION collection, Poulo-Condore. Nguyen Ngo Thach (2202) as *Bistolida hirundo hirundo*. REMARKS. Not in Vietnam. Known from Aden to the Andaman Sea. The subspecies *Cypraea hirundo neglecta* is possible in Vietnam.

Cypraea hirundo neglecta Sowerby, 1837

LITERATURE. Serène (1937). ION collection, Poulo-Condore as *Cypraea neglecta*. REMARKS. *C. neglecta* is a subspecies of *C. hirundo* according to Lorenz & Hubert (1993)

Cypraea histrio Gmelin, 1791.

OF AUTHORS. *Mauritania histrio* (Gmelin, 1791). SYNONYM. *Cypraea reticulata* Gmelin, 1791. LITERATURE. Dawydoff (1952) Poulo-Condore as *Cypraea reticulata* Gmelin. – Nguyen Ngo Thach (2202) as *Mauritania* [err. pro *Mauritia*] *histrio* (Gmelin, 1791). REMARKS. Not in Vietnam. Known from the Indian Ocean. According to Lorenz & Hubert (1993) *C. reticulata* Gmelin, 1791 is a synonym of *C. histrio*.

Cypraea interrupta Gray, 1824

LITERATURE. Hua Thai Tuyen (1999).

Cypraea isabella Linnaeus, 1758

OF AUTHORS. *Luria isabella*. VOUCHER MATERIAL. Research Institute for Aquaculture No. 3. University of Natural Science, HCM City. LITERATURE. Serène (1937). ION collection, Gulf

of Thailand. – Gulbin & Evseev (1997) as *Luria isabella* (Linné). – Hua Thai Tuyen (1999). ID by J. Hylleberg in Hylleberg (2000). The subspecific taxon *Luria isabella lekalekana* Ladd, 1934 is catalogued by Nguyen Ngo Thach (2202).

Cypraea kieneri Hidalgo, 1906

VOUCHER MATERIAL. Research Institute for Aquaculture No. 3. LITERATURE. Hua Thai Tuyen (1999). Nguyen Ngo Thach (2202) as *Bistolida kieneri kieneri* (Hidalgo, 1906). REMARKS. Not in Vietnam. Known from the Western Indian Ocean. According to Lorenz & Hubert (1993) the subspecies *C. kieneri depriesteri* (Schilder, 1933) is possible in Vietnam.

Cypraea labrolineata Gaskoin, 1849

VOUCHER MATERIAL. University of Natural Science, HCM City. – TMMP Coll. Identified by R.N. Kilburn (Hylleberg 2001). LITERATURE. Hua Thai Tuyen (1999).

Cypraea lamarckii Gray, 1825

OF AUTHORS. *Erosaria lamarcki*. VOUCHER MATERIAL. Institute of Oceanography, Nha Trang. University of Fisheries, Nha Trang. LITERATURE. Serène (1937). ION collection, Gulf of Thailand. REMARKS. Not in Vietnam. Known from the Indian Ocean. (Lorenz & Hubert 1993).

Cypraea lienardi Jousseume, 1874

OF AUTHORS. *Pustularia lienardi* (Jousseume, 1874). LITERATURE. Nguyen Ngo Thach (2202).

Cypraea limacina Lamarck, 1810

VOUCHER MATERIAL. Research Institute for Aquaculture No. 3. LITERATURE. Hua Thai Tuyen (1999). REMARKS. R.N. Kilburn found it present at RIA 3.

Cypraea listeri (Gray, 1824)

OF AUTHORS. *Erronea listeri* (Gray, 1824) LITERATURE. Nguyen Ngo Thach (2202).

Cypraea lynx Linnaeus, 1758

SYNONYMS. *Cypraea globosa* Dautzenberg, 1903. – *Cypraea vanelli*. VOUCHER MATERIAL. Institute of Oceanography, Nha Trang. Research Institute for Aquaculture No. 3. – University of Natural Science, HCM City. – TMMP Coll. Identified by R.N. Kilburn (Hylleberg 2001). LITERATURE. Dautzenberg & Fischer (1905b) as *Cypraea (Luponia) lynx* Linnaeus, 1758. Serène (1937); ION collection, Gulf of Thailand. ION collection, Gulf of Thailand as *C. globosa*.

Identified by J. Hylleberg in Hylleberg (2000). REMARKS. Lorenz & Hubert (1993) found *C. globosa* a synonym of *C. lynx*

Cypraea maculifera (Schilder, 1932)

OF AUTHORS. *Mauritania* [err. pro *Mauritia*] *maculifera* (Schilder, 1932). LITERATURE. Nguyen Ngo Thach (2202).

Cypraea mappa Linnaeus, 1758

VOUCHER MATERIAL. Institute of Oceanography, Nha Trang. – Institute of Oceanology, Hai Phong. – Research Institute of Marine Products. TMMP Coll. Identified by R.N. Kilburn (Hylleberg 2001). LITERATURE. Serène (1937). ION collection, Nha Trang. – Nguyen Chinh (1996). – *Cypraea mappa* identified by J. Hylleberg in Hylleberg (2000). The subspecific taxa *Leporicypraea mappa geographica* (Schilder & Schilder, 1933), *Leporicypraea mappa panerythra* (Melvill, 1888), and *Leporicypraea mappa rosea* (Gray, 1824) are catalogued by Nguyen Ngo Thach (2202).

Cypraea mauritiana Linnaeus, 1758

VOUCHER MATERIAL. Research Institute for Aquaculture No. 3. LITERATURE. Dawydoff (1952) as *Cypraea mauritiana* L

Cypraea microdon Gray, 1828

OF AUTHORS. *Palmadusta microdon*. VOUCHER MATERIAL. Institute of Oceanography, Nha Trang. LITERATURE. Serène (1937). ION collection, Pulo-Condore.

Cypraea miliaris Gmelin, 1791

OF AUTHORS. In subgenus *Erosaria*. VOUCHER MATERIAL. Institute of Oceanology, Hai Phong. Research Inst. for Aquaculture No. 3. University of Natural Science, HCM City. LITERATURE. Serène (1937). ION collection, Gulf of Thailand. REMARKS. R.N. Kilburn found it present at RIA 3. – D.G. Reid found it trawled by fishermen, 10–20 m, nearshore Luong Son, 15 km north of Nha Trang.

Cypraea minoridens Melvill, 1901

LITERATURE. Hua Thai Tuyen (1999).

Cypraea moneta Linnaeus, 1758

OF AUTHORS. *Monetaria moneta*. VOUCHER MATERIAL. Institute of Oceanography, Nha Trang. Research Inst. for Aquaculture No. 3. – Univ. of Fisheries, Nha Trang. – Univ. of Natural Science, HCM City. – TMMP Coll. ID by R.N. Kilburn

(Hylleberg 2001). LITERATURE. Serène (1937). ION collection, Gulf of Thailand. – Gulbin & Evseev (1997) as *Monetaria moneta* (Linné). Hua Thai Tuyen (1999). – Identified by J. Hylleberg in Hylleberg (2000). REMARKS. R.N. Kilburn found *C. moneta* present at RIA 3. The subspecific taxon *Erosaria moneta icterina* (Lamarck, 1810) is catalogued by Nguyen Ngo Thach (2202).

Cypraea nebrites Melvill, 1888

LITERATURE. Hua Thai Tuyen (1999). REMARKS. Not in Vietnam. Known from the Northwestern Indian Ocean.

Cypraea nucleus Linnaeus, 1758

OF AUTHORS. *Staphylaea nucleus*. VOUCHER MATERIAL. Institute of Oceanography, Nha Trang. Research Institute for Aquaculture No. 3. LITERATURE. Serène (1937). ION collection, Gulf of Thailand

Cypraea ocellata Linnaeus, 1758

LITERATURE. Serène (1937). ION collection, Pulo-Condore.

Cypraea onyx Linnaeus, 1758

OF AUTHORS. *Eronea onyx*. VOUCHER MATERIAL. Institute of Oceanography, Nha Trang. Research Institute for Aquaculture No. 3. LITERATURE. Serène (1937). ION collection, Gulf of Thailand. Hua Thai Tuyen (1999).

Cypraea ovum Gmelin, 1791

OF AUTHORS. *Erronea ovum ovum* (Gmelin, 1791). LITERATURE. Nguyen Ngo Thach (2202).

Cypraea pallida Gray, 1824

OF AUTHORS. *Pallida pallida*. VOUCHER MATERIAL. University of Natural Science, HCM City.

Cypraea poraria Linnaeus, 1758

OF AUTHORS. *Erosaria poraria*. VOUCHER MATERIAL. Institute of Oceanography, Nha Trang. Research Inst. for Aquaculture No. 3. – TMMP Coll. Identified by R.N. Kilburn (Hylleberg 2001). LITERATURE. Hua Thai Tuyen (1999).

Cypraea pulchella Swainson, 1823

OF AUTHORS. *Eronea pulchella*. VOUCHER MATERIAL. Institute of Oceanology, Hai Phong. Institute of Oceanography, Nha Trang.

Cypraea punctata Linnaeus, 1771

LITERATURE. Hua Thai Tuyen (1999).

Cypraea pustulata Lightfoot

OF AUTHORS. *Jenneria pustulata*. VOUCHER

- MATERIAL. Univ. of Fish., Nha Trang. REMARKS. Not in Vietnam. Tropical West America only.
- Cypraea pyriformis*** Gray, 1824
OF AUTHORS. *Adusta pyriformis*. *Erronea pyriformis*. VOUCHER MATERIAL. Institute of Oceanology, Hai Phong. LITERATURE. Nguyen X. Duc *et al.* (1997) as *Adusta pyriformis* (Gray). Nguyen X. Duc (2001) as *Erronea pyriformis*
- Cypraea quadrimaculata*** Gray, 1824
LITERATURE. Serène (1937). ION collection, Poulo-Condore.
- Cypraea saulae*** Gaskoin, 1843
OF AUTHORS. *Palmadusta saulae* (Gaskoin, 1843). LITERATURE. Nguyen Ngo Thach (2202).
- Cypraea scurra*** Gmelin, 1791
OF AUTHORS. *Mauritia scurra*. LITERATURE. Nguyen X. Duc *et al.* (1997) as *Mauritia scurra* (Gmelin). REMARKS. *C. scurra* not in Vietnam. Known from the Western Indian Ocean. The subspecies *C. scurra indica* (Gmelin, 1791) is possible in Vietnam (Lorenz & Hubert 1993)
- Cypraea spadicea*** Swainson, 1823
VOUCHER MATERIAL. University of Natural Science, HCM City. REMARKS. Not in Vietnam. Known from California.
- Cypraea staphylaea*** Linnaeus, 1758
OF AUTHORS. *Staphylaea staphylaea*. VOUCHER MATERIAL. Institute of Oceanography, Nha Trang. Research Institute for Aquaculture No. 3. Serène (1937). ION collection, Nha Trang
- Cypraea stolidia*** Linnaeus, 1758
OF AUTHORS. *Bistolida stolidia stolidia* (Linnaeus) LITERATURE. Nguyen Ngo Thach (2202).
- Cypraea succincta*** Linnaeus, 1758
OF AUTHORS. *Erronea succincta adusta* (Lamarck, 1810). REMARKS. The subspecific taxon *Erronea succincta adusta* (Lamarck, 1810) is catalogued by Nguyen Ngo Thach (2202).
- Cypraea talpa*** Linnaeus, 1758
OF AUTHORS. *Talparia talpa*. VOUCHER MATERIAL. Institute of Oceanography, Nha Trang. – Res. Inst. for Aquaculture No. 3. University of Fisheries, Nha Trang. – University of Natural Science, HCM City. – TMMP Coll. Identified by R.N. Kilburn (Hylleberg 2001). LITERATURE. Identified by J. Hylleberg in Hylleberg (2000). REMARKS. Nguyen Ngo Thach states that he prefers the name *Talparia talpa*.
- Cypraea teres*** Gmelin, 1791
OF AUTHORS. *Cribraria teres*. VOUCHER MATERIAL. Institute of Oceanography, Nha Trang. Research Institute for Aquaculture No. 3. – University of Natural Science, HCM City. – TMMP Coll. ID by R.N. Kilburn (Hylleberg 2001). REMARKS. R.N. Kilburn found it present at RIA 3.
- Cypraea testudinaria*** Linnaeus, 1758
VOUCHER MATERIAL. Research Institute for Aquaculture No. 3. LITERATURE. Nguyen Chinh (1996).
- Cypraea tigris*** Linnaeus, 1758
VOUCHER MATERIAL. Research Institute of Marine Products. – Institute of Oceanography, Nha Trang. – Research Institute for Aquaculture No. 3. – Fac. of Agriculture, Can Tho University. TMMP Coll. Identified by R.N. Kilburn (Hylleberg 2001). LITERATURE. Serène (1937). ION collection, Annam # 124; Field notes # 92. Nguyen Chinh (1996). – *Cypraea tigris* ID by J. Hylleberg in Hylleberg (2000). REMARKS. R.N. Kilburn found it present at RIA 3.
- Cypraea ursellus*** Gmelin, 1791
OF AUTHORS. *Bistolida ursellus*. VOUCHER MATERIAL. Research Institute for Aquaculture No. 3. LITERATURE. Dawydoff (1952) as *Cypraea ursellus* Gm. – Hua Thai Tuyen (1999). REMARKS. Nguyen Ngo Thach states that he prefers the name *Bistolida ursellus*
- Cypraea vitellus*** Linnaeus, 1758
OF AUTHORS. *Lyncina vitellus*. VOUCHER MATERIAL. Institute of Oceanography, Nha Trang. Research Institute for Aquaculture No. 3. – University of Natural Science, HCM City. – TMMP Coll. Identified by R.N. Kilburn (Hylleberg 2001). LITERATURE. Dautzenberg & Fischer (1905b) as *Cypraea (Luponia) vitellus* Linnaeus, 1758. Serène (1937). ION collection, Gulf of Thailand. Nguyen X. Duc *et al.* (1997). Ha Long Bay. Identified by J. Hylleberg in Hylleberg (2000). REMARKS. R.N. Kilburn found it present at RIA 3. The subspecific taxon *Lyncina vitellus dama* Perry, 1811 is catalogued by Nguyen Ngo Thach (2202).
- Cypraea walkeri*** Sowerby, 1832
VOUCHER MATERIAL. Institute of Oceanology, Hai Phong. LITERATURE. Dautzenberg & Fischer (1905b) as *Cypraea (Luponia) walkeri* Gray in

Sowerby, 1832. – Serène (1937). ION collection, G. of Thailand, as *Cypraea walgeneri* (sic) Gray.

Cypraea ziczac Linnaeus, 1758

OF AUTHORS. *Palmadusta ziczac* (Linnaeus, 1758). LITERATURE. Nguyen Ngo Thach (2202).

OVULIDAE

Calpurnus Montfort, 1810

Calpurnus lacteus Lamarck, 1810

OF AUTHORS. *Ovula lactea* Lamarck, 1810. VOUCHER MATERIAL. Institute of Oceanography, Nha Trang. – Crude Oil Safety Center, HCM City. LITERATURE. Dautzenberg & Fischer (1905b) as *Ovula lactea* Lamarck, 1810. Serène (1937). ION collection, Nha Trang as *Ovula lactea* Lamarck. – Hua Thai Tuyen (1999).

Calpurnus verrucosus (Linnaeus, 1758)

VOUCHER MATERIAL. Institute of Oceanography, Nha Trang. – TMMP Coll. Identified by R.N. Kilburn (Hylleberg 2001).

Ovula Bruguière, 1789

Ovula ovum (Linnaeus, 1758)

Live animal, fig. p. 16

OF AUTHORS. *Amphiperas ovum*. VOUCHER MATERIAL. Research Institute for Aquaculture No. 3. – Institute of Oceanography, Nha Trang. University of Fisheries, Nha Trang. – University of Natural Science, HCM City. – Fac. of Agriculture, Can Tho University. LITERATURE. Serène (1937). ION collection # 428; Field notes # 92. Annam. – Nguyen Chinh (1996). – Gulbin & Evseev (1997). REMARKS. R.N. Kilburn found it present at RIA 3.

Volva Röding, 1798

Volva volva (Linnaeus, 1758)

OF AUTHORS. *Birostra volva*. VOUCHER MATERIAL. Institute of Oceanology, Hai Phong. – Institute of Oceanography, Nha Trang. – Research Institute for Aquaculture No. 3. – University of Fisheries, Nha Trang. – University of Natural Science, HCM City. – TMMP Coll. Identified

by R.N. Kilburn (Hylleberg 2001). LITERATURE. Dawydoff (1952) Ha Long Bay as *Birostra valva* (sic) Linné. – Identified by J. Hylleberg in Hylleberg (2000). REMARKS. R.N. Kilburn found it present at RIA 3.

Phenacovolva Iredale, 1930

Phenacovolva brevirostris (Schumacher, 1817)

OF AUTHORS. *Volva brevirostris*. VOUCHER MATERIAL. Institute of Oceanology, Hai Phong. University of Natural Science, HCM City.

Phenacovolva rosea (A. Adams, 1854)

LITERATURE. Nguyen Ngo Thach (2202).

Primovula Thiele, 1925

Primovula nuberculata (Adams & Reeve, 1848)

OF AUTHORS. Subgenus (*Prionovolva*). VOUCHER MATERIAL. Institute of Oceanology, Hai Phong.

TRIVIIDAE

Trivirostra Jousseume, 1884

Trivirostra oryza (Lamarck, 1810)

OF AUTHORS. *Trivia oryza* Lamarck. VOUCHER MATERIAL. Institute of Oceanography, Nha Trang.

NATICIDAE

Eunaticina Fischer, 1885

Eunaticina lamarckiana (Recluz, 1843)

LITERATURE. Serène (1937). ION collection, Gulf of Thailand.

Eunaticina linnaeana (Récluz, 1843)

VOUCHER MATERIAL. TMMP Coll. Identified by R.N. Kilburn (Hylleberg 2001). LITERATURE. Identified by R.N. Kilburn in Hylleberg (2000).

Eunaticina oblonga (Reeve, 1864)

OF AUTHORS. *Sinum oblongum*. VOUCHER MATERIAL. Institute of Oceanology, Hai Phong. Research Institute for Aquaculture No. 3. LITERATURE. Nguyen X. Duc *et al.* (1997). Nguyen X. Duc (2001)

Eunaticina papilla (Gmelin, 1791)

OF AUTHORS. *Sigaretus papilla*. *Sinum papilla*. VOUCHER MATERIAL. Institute of Oceanology, Hai Phong. – Research Institute for Aquaculture No. 3. – TMMP Coll. Identified by R.N. Kilburn (Hylleberg 2001). LITERATURE. Dautzenberg & Fischer (1906) as *Sigaretus (Eunaticina) papilla* (Gmelin, 1791). – Serène (1937). ION collection as *Sigaretus papilla* Gmelin. REMARKS. R.N. Kilburn found it present at RIA 3.

Eunaticina perobliqua (Dautzenberg &

Fischer, 1906). D. & F. Plate 2, figs. 27, 28. OF AUTHORS. *Sigaretus perobliquus*. *Eunaticina perobliquus*. LITERATURE. Dautzenberg & Fischer (1906) as *Sigaretus (Eunaticina) perobliquus* Dautzenberg & Fischer, 1906. – Serène (1937). ION collection as *Sigaretus perobliquus* Dautzenberg & Fischer.

Eunaticina tumescens (Reeve, 1864)

LITERATURE. Serène (1937). ION collection, Gulf of Thailand.

Glossaulax Pilsbry, 1929***Glossaulax didyma*** (Röding, 1798)

OF AUTHORS. *Polinices didyma* (Röding, 1798). *Natica didyma* Bolten. Subgenus (*Neverita*). SYNONYMS. *Natica petiveria* Recluz, 1843. *Natica problematica* Reeve, 1855. – *Polinices didyma* Bolten var. *bicolor* Philippi, 1849. VOUCHER MATERIAL. Univ. of Fish., Nha Trang. University of Natural Science, HCM City. – Fac. of Agriculture, Can Tho University. TMMP Coll. ID by R.N. Kilburn (Hylleberg 2001). LITERATURE. Dautzenberg & Fischer (1906) as *Natica (Neverita) didyma* Bolten, 1798 and *Natica (Neverita) didyma* var. *bicolor* Philippi, 1848. – Serène (1937). ION collection, Nha Trang. – ION collection, Cochinchine as *Natica petiveria*. – ION collection, Poulo-Condore as *Natica problematica*. – ION collection, Nha Trang as *Polinices didyma bicolor*. – Identified by R.N. Kilburn in Hylleberg (2000).

Mammilla Schumacher, 1817***Mammilla fibrosa*** (Eydoux & Souleyet, 1852)

SYNONYM. *Polinices mammata* (non Röding,

1798). VOUCHER MATERIAL. Institute of Oceanology, Hai Phong. – Research Institute for Aquaculture No. 3. – TMMP Coll. Identified by R.N. Kilburn (Hylleberg 2001). LITERATURE. ID by R.N. Kilburn in Hylleberg (2000). REMARKS. R.N. Kilburn found it present at RIA 3.

Mammilla melanostomoides

(Quoy & Gaimard, 1833)

LITERATURE. Identified by R.N. Kilburn in Hylleberg (2000).

Mammilla melanostoma (Gmelin, 1791)

OF AUTHORS. *Natica melanostoma*. *Polinices melanostoma*. *Polinices melanostomus*. SYNONYM. *Polinices opacus* (Récluz, 1851). VOUCHER MATERIAL. Univ. of Fisheries, Nha Trang as *Polinices opacus*. – Univ. of Natural Science, HCM City as *Polinices opacus*. Univ. of Natural Science, HCM City. LITERATURE. Serène (1937). ION collection, Annam, as *Natica melanostoma* Gmelin. Gulbin & Evseev (1997) as *Polinices melanostoma* (Gmelin)

Mammilla sebae (Récluz, 1844)

OF AUTHORS. *Natica sebae* Souleyet. *Polinices sebae* (Récluz, 1844). SYNONYM. *Natica zanzibarica* Reeve. VOUCHER MATERIAL. Research Institute for Aquaculture No. 3. LITERATURE. Serène (1937): ION collection, Annam, as *Natica sebae* Souleyet. – ION collection as *Natica zanzibarica* Reeve. – ID by D.G. Reid. as *Polinices sebae* (Récluz, 1844) in Hylleberg (2000). REMARKS. Collected at north end of My Khe Beach, Danang. 4 August 2001. Fishermen's sorting area on beach. From drag nets or inshore trawling. Collected by D.G. Reid as *Mammilla sebae* (Souleyet). From Luong Son, 15 km N Nha Trang. 7 August 2001. Trawled by fishermen, 10–20 m, nearshore. R.N. Kilburn found it present at RIA 3.

Natica Scopoli, 1777***Natica alapapilionis*** Röding, 1798

OF AUTHORS. *Polinices alapapilionis*. *Naticarius alapapilionis*. VOUCHER MATERIAL. Research Institute for Aquaculture No. 3. – University of Fisheries, Nha Trang. – University of Natural Science, HCM City. LITERATURE. Serène (1937). ION collection, Poulo-Condore [citing the

unavailable Chemnitz]. REMARKS. R.N. Kilburn found it present at RIA 3.

Natica arachnoidea (Gmelin, 1791)

SYNONYM. *Natica raynaudiana* Recluz, 1843. VOUCHER MATERIAL. Research Institute for Aquaculture No. 3. – University of Natural Science, HCM City as *Natica raynaudiana*. REMARKS. R.N. Kilburn found it present at RIA 3.

Natica bibalteata Sowerby, 1914

VOUCHER MATERIAL. Institute of Oceanology, Hai Phong

Natica concinna Dunker, 1860

OF AUTHORS. *Natica concinnus*. VOUCHER MATERIAL. Crude Oil Safety Center, HCM City.

Natica fasciata (Röding, 1798)

LITERATURE. Nguyen Ngo Thach (2202).

Natica funiculata Recluz, 1850

LITERATURE. Serène (1937). ION collection, Annam

Natica gualteriana Récluz, 1844

SYNONYMS. *Nerita marochiensis* Gmelin, 1791. *Natica marochiensis* (Gmelin, 1791). VOUCHER MATERIAL. Research Institute for Aquaculture No. 3. LITERATURE. Dautzenberg & Fischer (1905b) as *Natica marochiensis* Gmelin, 1790. Dautzenberg & Fischer (1906) as *Natica marochinensis* Gmelin, 1790. – Serène (1937). ION collection as *Natica marochiensis* (Gmelin, 1791). – Dawydoff (1952) as *Natica gualteriana* Lamk. REMARKS. R.N. Kilburn found it present at RIA 3.

Natica lemniscata Philippi, 1851

VOUCHER MATERIAL. University of Fisheries, Nha Trang.

Natica onca Röding, 1798.

SYNONYMS. *Natica chinensis* Lamarck, 1816. *Natica onca chinensis*. VOUCHER MATERIAL. University of Fisheries, Nha Trang as *Natica chinensis*. – University of Natural Science, HCM City as *Natica onca chinensis*. LITERATURE. Serène (1937). ION collection, Gulf of Thailand as *Natica chinensis*.

Natica solida Blainville, 1825

VOUCHER MATERIAL. University of Fisheries, Nha Trang.

Natica tigrina (Röding, 1798)

OF AUTHORS. *Paratectonatica tigrina*. *Tectonatica tigrina*. SYNONYMS. *Natica*

pellistigrina Dunker, 1882. – *Natica maculosa* Lamarck, 1822. VOUCHER MATERIAL. Institute of Oceanology, Hai Phong, as *Natica maculosa*. Research Institute for Aquaculture No. 3. Research Institute for Aquaculture No. 3, as *Natica maculosa*. – University of Fisheries, Nha Trang. – University of Fisheries, Nha Trang, as *Natica maculosa*. – University of Natural Science, HCM City, as *Natica maculosa*. Crude Oil Safety Center, HCM City, as *Natica maculosa*. – TMMP Coll. Identified by R.N. Kilburn (Hylleberg 2001). LITERATURE. Dautzenberg & Fischer (1905a) as *Natica maculosa* Lamarck, 1822. – Dawydoff (1952) as *Natica pellistigrina* [citing the unavailable Chemnitz]. – Serène (1937). ION collection, Gulf of Thailand as *Natica maculosa*. – Nguyen Chinh (1996) as *Natica maculosa*. – Nguyen X. Duc *et al.* (1997). Ha Long Bay as *Tectonatica tigrina* (Röding). – Nguyen X. Duc (2001) as *Natica maculosa*. REMARKS. R.N. Kilburn found it present at RIA 3.

Natica violacea Sowerby, 1825

LITERATURE. Nguyen Ngo Thach (2202).

Natica vitellus (Linnaeus, 1758)

SYNONYMS. *Natica rufa* Born. – *Natica spadicea* (Gmelin, 1791). VOUCHER MATERIAL. Institute of Oceanology, Hai Phong. – Institute of Oceanology, Hai Phong as *Natica spadicea*. Research Institute for Aquaculture No. 3. TMMP Coll. Identified by R.N. Kilburn (Hylleberg 2001). LITERATURE. Nguyen X. Duc *et al.* (1997). – Gulbin & Evseev (1997). Identified by D.G. Reid in Hylleberg (2000). Nguyen X. Duc (2001). REMARKS. R.N. Kilburn found it present at RIA 3.

Polinices Montfort, 1810

Polinices albumen (Linnaeus, 1758)

VOUCHER MATERIAL. Research Institute for Aquaculture No. 3. – University of Natural Science, HCM City. – TMMP Coll. Identified by R.N. Kilburn (Hylleberg 2001). REMARKS. R.N. Kilburn found it present at RIA 3. – From Luong Son, 15 km N Nha Trang. 7 August 2001. Trawled by fishermen, 10–20 m, nearshore. Leg. D.G. Reid.

Polinices aurantium (Röding, 1798)

OF AUTHORS. *Polinices aurantius*. VOUCHER MATERIAL. University of Natural Science, HCM City.

Polinices candidissimus (Le Guillou, 1842)

LITERATURE. Nguyen Ngo Thach (2202).

Polinices columnaris (Récluz, 1850)

VOUCHER MATERIAL. University of Fisheries, Nha Trang.

Polinices cumingiana (Récluz, 1844)

OF AUTHORS. *Polinices cumingianus*. VOUCHER MATERIAL. University of Fisheries, Nha Trang.

Polinices flemingianus (Récluz, 1844)

OF AUTHORS. *Polinices flemmingianus* (sic) VOUCHER MATERIAL. Research Institute for Aquaculture No. 3. – University of Natural Science, HCM City. REMARKS. R.N. Kilburn found it present at RIA 3.

Polinices fortunei (Reeve, 1855)

OF AUTHORS. *Natica fortunei* Reeve, 1865 sic. LITERATURE. Nguyen X. Duc *et al.* (1997). Ha Long Bay as *?Natica fortunei*. – Nguyen X. Duc (2001) as *Natica fortunei*

Polinices mammilla (Linnaeus, 1758)

OF AUTHORS. *Natica mammilla*. SYNONYMS. *Natica piriformis*. *Polinices pyriformis*. *Polinices tumidus* (Swainson). VOUCHER MATERIAL. Research Inst. for Aquaculture No. 3. Univ. of Fisheries, Nha Trang. Univ. of Natural Science, HCM City. LITERATURE. Serène (1937). ION collection, Gulf of Thailand, as *Natica mamilla* Linné. – Serène (1937). ION collection as *Natica piriformis* (sic) Recluz. – Gulbin & Evseev (1997) as *Polinices tumidus* (Swainson). Identified by R.N. Kilburn in Hylleberg (2000). REMARKS. R.N. Kilburn found it present at RIA3.

Polinices melastomus (Swainson, 1821)

LITERATURE. Nguyen Ngo Thach (2202).

Polinices peselephanti (Link, 1807)

VOUCHER MATERIAL. Research Institute for Aquaculture No. 3. REMARKS. R.N. Kilburn found it present at RIA 3. – Collected at north end of My Khe Beach, Danang, 4 August 2001. Fishermen's sorting area on beach. From drag nets or inshore trawling. Leg. D.G. Reid.

Polinices powisianus (Récluz, 1844)

VOUCHER MATERIAL. Univ. of Natural Sci., HCM City. REMARKS. From Luong Son, 15 km N Nha

Trang, 7 August 2001. Trawled by fishermen, 10–20 m, nearshore. Leg. D.G. Reid.

Polinices putealis (Garrard, 1961)

LITERATURE. Nguyen Ngo Thach (2202).

Polinices sagamiensis Pilsbry, 1904

LITERATURE. Nguyen Ngo Thach (2202).

Polinices simiae (Deshayes, 1838)

LITERATURE. Nguyen Ngo Thach (2202).

Sinum Röding, 1798***Sinum haliotoideum*** (Linnaeus, 1758)

SYNONYM. *Sinum planulatum* (Récluz). VOUCHER MATERIAL. Institute of Oceanology, Hai Phong. Research Inst. for Aquaculture No. 3. – University of Natural Science, HCM City.

Sinum incisum (Reeve, 1864)

VOUCHER MATERIAL. Institute of Oceanology, Hai Phong. – Research Inst. for Aquaculture No. 3.

Sinum japonicum (Lischke, 1868)

OF AUTHORS. *Sigaretus japonicum*. LITERATURE. Serène (1937). ION collection, Gulf of Thailand

Sinum javanicum (Griffith et Pidgeon, 1834)

OF AUTHORS. *Sigaretus javanicus*. VOUCHER MATERIAL. Institute of Oceanology, Hai Phong. Research Institute for Aquaculture No. 3. University of Fisheries, Nha Trang. LITERATURE. Dawydoff (1952) Poulo-Condore as *Sigaretus javanicus* Gr.

Sinum neritoideum (Linnaeus, 1758)

OF AUTHORS. *Sigaretus neritoideus*. LITERATURE. Dautzenberg & Fischer (1906) as *Sigaretus neritoideus* (Linnaeus, 1758). – Serène (1937). ION collection as *Sigaretus neritoideus* Linné. REMARKS. Collected at north end of My Khe Beach, Danang, 4 August 2001. Fishermen's sorting area on beach. From drag nets or inshore trawling. Leg. D.G. Reid as *Sinum* aff. *neritoideum* (L.).

Tanea Marwick, 1931***Tanea areolata*** (Récluz, 1844)

OF AUTHORS. *Natica areolata*. LITERATURE. Gulbin & Evseev (1997) as *Natica areolata* Recluz.

Tanea euzona (Récluz, 1844)

LITERATURE. Nguyen Ngo Thach (2202).

Tanea lineata (Röding, 1798)OF AUTHORS. *Natica lineata*.VOUCHER MATERIAL. Institute of Oceanology, Hai Phong. – Research Institute for Aquaculture No. 3. – University of Fisheries, Nha Trang. TMMP Coll. Identified by R.N. Kilburn (Hylleberg 2001). LITERATURE. Dautzenberg & Fischer (1906) as *Natica lineata* Lamarck, 1822. Serène (1937). ION collection, Gulf of Thailand. ID by D.G. Reid in Hylleberg (2000). REMARKS. R.N. Kilburn found it present at RIA 3.***Tanea tenuipicta*** Kuroda, 1961OF AUTHORS. *Natica tenuipicta*. VOUCHER MATERIAL. Institute of Oceanology, Hai Phong. REMARKS. KNOWN from Japan.***Tanea undulata*** (Röding, 1798)OF AUTHORS. *Natica undulata* (Röding, 1798). SYNONYMS. *Natica zebra* Lamarck, 1822. *Polinices zebra*. VOUCHER MATERIAL. University of Natural Science, HCM City as *Natica zebra*.

BURSIDAE

Bufonaria Schumacher, 1817***Bufonaria crumena*** (Lamarck, 1822)OF AUTHORS. *Bursa crumena*. *Gyrineum crumena*. *Ranella crumena* Lamarck, 1822 not Kiener. SYNONYM. *Ranella elegans* Kiener, 1842 non Beck. VOUCHER MATERIAL. TMMP Coll. Identified by R.N. Kilburn (Hylleberg 2001). LITERATURE. Serène (1937). ION collection, Thailand, as *Rancellata* (err. pro *Ranella*) *crumena* Lamarck. – Marche-Marchad (1955b) as *Bursa crumena* Lamarck. – Identified by D.G. Reid and Nguyen Chinh as *Bufonaria crumena cavitensis* (Reeve, 1844) Hylleberg (2000).***Bufonaria margaritula*** (Deshayes, 1832)

LITERATURE. Nguyen Ngo Thach (2202).

Bufonaria nobilis (Reeve, 1844)

LITERATURE. Nguyen Ngo Thach (2202).

Bufonaria perelegans Beu, 1987

VOUCHER MATERIAL. Res. Inst. for Aquaculture No. 3. REMARKS. R.N. Kilburn found it present at RIA 3.

Bufonaria rana (Linnaeus, 1758)OF AUTHORS. *Bursa rana*. *Murex rana*. *Ranella rana* Linné. SYNONYMS. *Gyrineum albivaricosa*(Reeve, 1844). *Ranella albivaricosa*. VOUCHER MATERIAL. Institute of Oceanology, Hai Phong. Institute of Oceanography, Nha Trang. Research Institute for Aquaculture No. 3. – University of Fisheries, Nha Trang. – University of Natural Science, HCM City. LITERATURE. Serène (1937). ION collection, Annam and Poulo-Condore, as *Rancellata* (err. pro *Ranella*) *rana* Linné. Marche-Marchad (1955b) as *Bursa rana* Linné. Identified by R.N. Kilburn in Hylleberg (2000). REMARKS. R.N. Kilburn found it present at RIA 3. – Among refuse beneath fishing wharf, Danang, 4 August 2001. Leg. D.G. Reid.*Bursa*

Röding, 1798

Bursa bufonia (Gmelin, 1791)OF AUTHORS. *Murex bufonius*. SYNONYM. *Ranella tuberossima* Reeve, 1844. VOUCHER MATERIAL. Institute of Oceanography, Nha Trang. LITERATURE. Marche-Marchad (1955b)***Bursa cruentata*** (Sowerby, 1841)OF AUTHORS. *Ranella cruentata* Sowerby, 1841. SYNONYM. *Bursa asperima* var. *cruentata* Sowerby. VOUCHER MATERIAL. Institute of Oceanography, Nha Trang. – University of Natural Science, HCM City. LITERATURE. Marche-Marchad (1955b)***Bursa granularis*** (Röding, 1798)OF AUTHORS. *Tritonium granulare* Röding, 1798. SYNONYMS. *Ranella granifera* Lamarck, 1816. *Bursa granifera* Lamarck. – *Bursa corrugata* Perry, 1811. – *Bursa affinis* var. *corrugata* (Perry). – *Ranella affinis* Broderip, 1832. VOUCHER MATERIAL. Institute of Oceanography, Nha Trang. – University of Fisheries, Nha Trang. LITERATURE. Dawydoff (1952) Poulo-Condore as *Ranella granifera*. – Marche-Marchad (1955b) as *Bursa corrugata* Perry. Marche-Marchad (1955b) as *Bursa granularis* Röding. – Gulbin & Evseev (1997).***Bursa lamarckii*** (Deshayes, 1853)

LITERATURE. Nguyen Ngo Thach (2202).

Bursa quirihorai Beu, 1987

LITERATURE. Nguyen Ngo Thach (2202).

Bursa rosa (Perry, 1811)

LITERATURE. Nguyen Ngo Thach (2202).

Tutufa Jousseaume, 1881***Tutufa bubo*** (Linnaeus, 1758)

OF AUTHORS. *Bursa bubo*. VOUCHER MATERIAL. Institute of Oceanography, Nha Trang. Research Inst. for Aquaculture No. 3. – Univ. of Fisheries, Nha Trang. – Fac. of Agriculture, Can Tho University. LITERATURE. Nguyen Chinh (1996). Nguyen Chinh & Le Ngoc Hoa (2003). REMARKS. R.N. Kilburn found it present at RIA3.

Tutufa oyamai Habe, 1973

LITERATURE. Nguyen Ngo Thach (2202).

Tutufa rubeta (Röding, 1798)

OF AUTHORS. *Bursa rubeta*. *Tritonium rubeta*. SYNONYMS. *Triton lampas* Bruguière, 1816. *Tutufa rubeta* Linnaeus, 1758. VOUCHER MATERIAL. Institute of Oceanography, Nha Trang. Research Institute for Aquaculture No. 3. – Fac. of Agriculture, Can Tho University. – TMMP Coll. Identified by R.N. Kilburn (Hylleberg 2001). LITERATURE. Marche-Marchad (1955b) as *Bursa rubeta* Röding. – Nguyen Chinh (1996).

Tutufa tenuigranosa (E.A. Smith, 1914)

LITERATURE. Nguyen Ngo Thach (2202).

CASSIDAE

Casmaria H. & A. Adams, 1853***Casmaria erinaceus*** Linnaeus, 1758

SYNONYMS. *Casmaria vibex* Linnaeus, 1758. *Phalium vibex*. VOUCHER MATERIAL. Institute of Oceanography, Nha Trang. – University of Natural Science, HCM City.

Casmaria ponderosa (Gmelin, 1791)

SYNONYM. *Phalium torquatum* Reeve, 1848. VOUCHER MATERIAL. Institute of Oceanography, Nha Trang as *Phalium torquatum*.

Cassis Scopoli, 1777***Cassis cornuta*** (Linnaeus, 1758)

VOUCHER MATERIAL. Research Institute of Marine Products. – Institute of Oceanography, Nha Trang. – Research Institute for Aquaculture No. 3. LITERATURE. Serène (1937). ION collection, Indochina # 388. – Nguyen Chinh (1996).

Cypraecassis Stutchbury, 1837***Cypraecassis rufa*** (Linnaeus, 1758)

VOUCHER MATERIAL. Institute of Oceanography, Nha Trang. LITERATURE. Nguyen Chinh (1996).

Galeodea Link, 1807***Galeodea leucodoma*** Dali, 1907

LITERATURE. Nguyen Ngo Thach (2202).

Phalium Link, 1807***Phalium areola*** (Linnaeus, 1758)

VOUCHER MATERIAL. Institute of Oceanography, Nha Trang. – University of Natural Science, HCM City.

Phalium bandatum (Perry, 1811)

VOUCHER MATERIAL. Institute of Oceanography, Nha Trang. – Research Institute for Aquaculture No. 3. – University of Fisheries, Nha Trang. University of Natural Science, HCM City. TMMP Coll. Identified by R.N. Kilburn (Hylleberg 2001). REMARKS. R.N. Kilburn found it present at RIA 3.

Phalium decussatum (Linnaeus, 1758)

OF AUTHORS. *Cassis decussata* Lamarck. VOUCHER MATERIAL. Institute of Oceanology, Hai Phong. LITERATURE. Serène (1937). ION collection, Gulf of Thailand

Phalium fimbria (Gmelin, 1791)

VOUCHER MATERIAL. Research Institute of Marine Products. – University of Fisheries, Nha Trang.

Phalium flammiferum (Röding, 1798)

SYNONYM. *Phalium strigatum* (Gmelin, 1791). VOUCHER MATERIAL. Institute of Oceanography, Nha Trang. – Research Institute for Aquaculture No. 3. – University of Fisheries, Nha Trang. University of Natural Science, HCM City. TMMP Coll. Identified by R.N. Kilburn (Hylleberg 2001). REMARKS. R.N. Kilburn found it present at RIA 3.

Phalium glaucum (Linnaeus, 1758)

VOUCHER MATERIAL. Research Institute of Marine Products. – Institute of Oceanography, Nha Trang. – Research Institute for Aquaculture No. 3. – University of Natural Science, HCM City.

TMMP Coll. Identified by R.N. Kilburn (Hylleberg 2001). LITERATURE. Serène (1937). ION collection, Gulf of Thailand. REMARKS. R.N. Kilburn found it present at RIA 3.

Semicassis Mörch, 1852

Semicassis canaliculatum (Bruguière, 1789)

OF AUTHORS. *Phalium canaliculatum* Bruguière, 1789. VOUCHER MATERIAL. Institute of Oceanography, Nha Trang as *Phalium canaliculatum*. University of Fisheries, Nha Trang as *Phalium canaliculatum*. REMARKS. Known from the Indian Ocean. R.N. Kilburn found it a doubtful record for Vietnam.

Semicassis bisulcata (Schubert & Wagner, 1829)

OF AUTHORS. *Phalium bisulcatum*. SYNONYMS. *Phalium persimilis* Kira, 1959. *Semicassis persimilis*. – *Semicassis pila* (Reeve, 1848). *Cassis pila* Reeve. – *Semicassis japonicum* (Reeve, 1848). VOUCHER MATERIAL. Inst. of Oceanology, Hai Phong. – Inst. of Oceanology, Hai Phong as *Semicassis japonicum*. – Inst. of Oceanography, Nha Trang. – Res. Inst. for Aquaculture No. 3. – Univ. of Fisheries, Nha Trang. Univ. of Natural Sci., HCM City. – TMMP Coll. ID by R.N. Kilburn (Hylleberg 2001). LITERATURE. Dautzenberg & Fischer (1906) as *Cassis (Semicassis) pila* Reeve, 1848. – Serène (1937). ION collection, Gulf of Thailand as *Semicassis pila*. – Identified by R.N. Kilburn as *Phalium bisulcatum* in Hylleberg (2000). REMARKS. R.N. Kilburn found it present at RIA 3. – Collected at north end of My Khe Beach, Danang. 4 August 2001. Fishermen's sorting area on beach. From drag nets or inshore trawling. Leg. D.G. Reid as *Phalium (Semicassis) bisulcatum* (Schubert & Wagner, 1829).

Semicassis glabrata (Dunker, 1852)

LITERATURE. Nguyen Ngo Thach (2202).

Semicassis inornatum (Pilsbry, 1895)

LITERATURE. Nguyen Ngo Thach (2202).

FICIDAE

Ficus Röding, 1798

Note: the gender of *Ficus* is feminine, not masculine.

Ficus communis Röding, 1798

VOUCHER MATERIAL. Institute of Oceanology, Hai Phong. REMARKS. Not in Vietnam. Known from America.

Ficus dussumieri (Kiener, 1840)

VOUCHER MATERIAL. Research Institute for Aquaculture No. 3. REMARKS. R.N. Kilburn found it present at RIA 3.

Ficus ficus (Linnaeus, 1758)

OF AUTHORS. *Pirula ficus*. VOUCHER MATERIAL. Institute of Oceanology, Hai Phong. – Institute of Oceanography, Nha Trang. LITERATURE. Serène (1937). ION collection, Indochina # 113. REMARKS. D.G. Reid found it trawled by fishermen, 10–20 m, nearshore Luong Son, 15 km north of Nha Trang.

Ficus filosa (Sowerby III, 1892)

REMARKS. *Ficus filosa* (Sowerby III, 1892). Off Nha Trang. Trawled on sand at 100–250 m. Pres. to D.G. Reid (BMNH) by Nguyen Ngoc Thach, 2001.

Ficus gracilis (Sowerby, 1825)

VOUCHER MATERIAL. Institute of Oceanology, Hai Phong. – Institute of Oceanography, Nha Trang. Research Institute for Aquaculture No. 3. REMARKS. Collected at north end of My Khe Beach, Danang. 4 August 2001. Fishermen's sorting area on beach. From drag nets or inshore trawling. Leg. D.G. Reid. – Vicinity of Nha Trang. August 2001. Obtained by Nguyen Ngoc Thach, from fishermen.

Ficus intermedia (Orbigny, 1852)

SYNONYMS. *Pirula ficoides* Lamarck. *Ficus ficoides* Lamarck, 1822, non Brocchi, 1814 = *F. intermedia* (Orbigny, 1852). LITERATURE. Dawydoff (1952) Poulo-Condore as *Pirula ficoides* (sic) Lamk

Ficus reticulata Lamarck non Lamarck, 1816

OF AUTHORS. *Pirula reticulata*. VOUCHER MATERIAL. Institute of Oceanography, Nha Trang. LITERATURE. Serène (1937). ION collection, Poulo-Condore. REMARKS. R.N. Kilburn: ? = *Ficus subintermedius*.

Ficus subintermedius (Orbigny, 1852)

OF AUTHORS. *Ficus subintermedia*. VOUCHER MATERIAL. Institute of Oceanology, Hai Phong. Research Institute for Aquaculture No. 3. – University of Natural Science, HCM City.

LITERATURE. Identified by D.G. Reid as *Ficus ficoides* (Lamarck, 1822) in Hylleberg (2000).

REMARKS. R.N. Kilburn found it present at RIA3.

***Ficus variegata* Röding, 1798**

LITERATURE. Nguyen Ngo Thach (2202).

PERSONIDAE

Distorsio Röding, 1798

***Distorsio anus* (Linnaeus, 1758)**

OF AUTHORS. *Murex anus*. *Triton anus*. *Distortrix anus*. VOUCHER MATERIAL. Institute of Oceanography, Nha Trang. Research Institute for Aquaculture No. 3. – University of Natural Science, HCM City. LITERATURE. Marche-Marchad (1955b) as *Distortrix anus* (Linnaeus, 1758) REMARKS. R.N. Kilburn found it present at RIA 3.

***Distorsio kurzi* Petuch & Harasewych, 1980**

LITERATURE. Nguyen Ngo Thach (2202).

***Distorsio perdistorta* Fulton, 1938**

VOUCHER MATERIAL. Research Institute for Aquaculture No. 3. REMARKS. R.N. Kilburn found it present at RIA 3.

***Distorsio reticularis* (Linnaeus, 1758)**

OF AUTHORS. *Distorsio reticularis*. *Distorsio reticulata*. SYNONYMS. *Distorsio cancellinus* (Roissy, 1805). *Murex cancellinus* de Roissy, 1805. *Persona cancellina*. *Triton cancellinus* (de Roissy, 1805). VOUCHER MATERIAL. Institute of Oceanology, Hai Phong. – Institute of Oceanography, Nha Trang. – Research Institute for Aquaculture No. 3. – University of Fisheries, Nha Trang. – University of Natural Science, HCM City. – TMMP Coll. Identified by R.N. Kilburn (Hylleberg 2001). LITERATURE. Serène (1937). ION collection, Poulo-Condore, as *Persona cancellina* F. de Roissy. – Marche-Marchad (1955b). – Nguyen Chinh & Le Ngoc Hoa (2003) as *Distorsio reticulata*. REMARKS. R.N. Kilburn found it present at RIA 3. Collected at north end of My Khe Beach, Danang. 4 August 2001. Fishermen's sorting area on beach. From drag nets or inshore trawling. Leg. D.G. Reid as *Distorsio reticulata* (Röding).

Personopsis Beu, 1988

***Personopsis pusilla* (Pease, 1860)**

LITERATURE. Identified by R.N. Kilburn in Hylleberg (2000).

RANELLIDAE

(including Tritonidae)

Charonia Gistel, 1848

***Charonia lampas sauliae* Reeve, 1844**

REMARKS. The subspecific taxon *Charonia lampas sauliae* (Reeve, 1844) is catalogued by Nguyen Ngo Thach (2202).

***Charonia tritonis* (Linnaeus, 1758)**

OF AUTHORS. *Murex tritonis* Linnaeus, 1758. SYNONYM. *Triton variegatum* Lamarck, 1816. VOUCHER MATERIAL. Institute of Oceanology, Hai Phong. – Institute of Oceanography, Nha Trang. Research Institute for Aquaculture No. 3. University of Fisheries, Nha Trang. – TMMP Coll. Identified by R.N. Kilburn (Hylleberg 2001). LITERATURE. Marche-Marchad (1955b). Nguyen Chinh (1996). – *Charonia tritonis* identified by J. Hylleberg in Hylleberg (2000).

Cymatium Röding, 1798

***Cymatium aquatile* (Reeve, 1844)**

LITERATURE. Nguyen Ngo Thach (2202).

***Cymatium caudatum* (Gmelin, 1791)**

Fig. 1, inside of cover.

OF AUTHORS. *Cymatium caudatum*. *Linatella caudatum*. *Linatella caudata*. *Murex caudatus*. Genus *Linatella* Gray, 1857. SYNONYMS. *Triton canalisferus* Lamarck, 1843. *Triton undosum* Kiener, 1842. VOUCHER MATERIAL. Institute of Oceanography, Nha Trang. – Research Institute for Aquaculture No. 3. – University of Natural Science, HCM City. LITERATURE. Serène (1937). ION collection, Halong Bay, Tonkin as *T. undosum*. – Marche-Marchad (1955b). Identified by R.N. Kilburn in Hylleberg (2000). REMARKS. R.N. Kilburn found it present at RIA 3. – Synonymy of *T. undosum* Kiener, 1842 according to Henning & Hemmen (1993).

Cymatium cingulatum (Lamarck, 1822)

OF AUTHORS. *Cassidaria cingulatum*. *Linatella cingulata* Linné. *Lotorium cingulatum*. *Triton cingulatus*. Subgenus (*Linatella*). SYNONYM. *Linatella cutaceum* (Lamarck, 1816, secondary homonym). VOUCHER MATERIAL. Institute of Oceanology, Hai Phong. – Institute of Oceanography, Nha Trang. – Research Institute for Aquaculture No. 3. – Univ. of Fish., Nha Trang. LITERATURE. Serène (1937). ION collection, Halong Bay, Tonkin. Marche-Marchad (1955b). Identified by D.G. Reid in Hylleberg (2000). REMARKS. R.N. Kilburn found it present at RIA3.

Cymatium cynocephalum (Lamarck, 1816)

LITERATURE. Nguyen Ngo Thach (2202).

Cymatium dunkeri (Lischke, 1868)

OF AUTHORS. *Triton dunkeri*. VOUCHER MATERIAL. University of Natural Science, HCM City.

Cymatium encausticum (Reeve, 1844)

LITERATURE. Nguyen Ngo Thach (2202).

Cymatium pfeifferianum (Reeve, 1844)

OF AUTHORS. *Triton pfeifferianus*. VOUCHER MATERIAL. Institute of Oceanology, Hai Phong.

Cymatium grandimaculatum (Reeve, 1844)

LITERATURE. Nguyen Ngo Thach (2202).

Cymatium gutturnium (Röding, 1798)

OF AUTHORS. *Tudicla gutturnium*. *Triton gutturnium* Röding, 1798. SYNONYMS. *Triton Montfort*, 1810: a synonym of *Cymatium*. *Triton clavator* Dillwyn, 1817. *Triton clavator* (Lamarck, 1843). *Gutturnium clavator*. *Cymatium clavator*. VOUCHER MATERIAL. Institut. of Oceanography, Nha Trang. – Univ. of Fisheries, Nha Trang. LITERATURE. Serène (1937). ION coll., Poulou-Condore [citing the unavailable Chemnitz]. – Marche-Marchad (1955b) as *Cymatium clavator* [citing Chemnitz].

Cymatium gemmatum of authors,

non Reeve, 1844 = *C. mundum* (Gould, 1849). OF AUTHORS. *Triton gemmatus*. *Sympulium gemmatum*. *Septa gemmatum* Reeve. VOUCHER MATERIAL. Institute of Oceanography, Poulou-Condore. LITERATURE. Serène (1937). ION collection, Nha Trang. – Marche-Marchad (1955b). – Gulbin & Evseev (1997), as *Septa gemmatum* Reeve

Cymatium hepaticum (Röding, 1798)

LITERATURE. Nguyen Ngo Thach (2202).

Cymatium labiosum (Wood, 1828)

LITERATURE. Nguyen Ngo Thach (2202).

Cymatium lotorium (Linnaeus, 1758)

OF AUTHORS. *Lotorium lotorium*. VOUCHER MATERIAL. Institute of Oceanography, Nha Trang. Research Institute for Aquaculture No. 3. TMMP Coll. Identified by R.N. Kilburn (Hylleberg 2001).

LITERATURE. Nguyen Chinh (1996).

Cymatium mundum (Gould, 1849)

LITERATURE. Nguyen Ngo Thach (2202).

Cymatium muricinum (Röding, 1798)

OF AUTHORS. *Gutturium muricinum*. SYNONYMS. *Triton tuberosum* Lamarck, 1822. *Cymatium tuberosum* (Lamarck, 1822). VOUCHER MATERIAL. Institute of Oceanography, Nha Trang. University of Fisheries, Nha Trang. LITERATURE. Marche-Marchad (1955b) as *Cymatium tuberosum*. – Gulbin & Evseev (1997) as *Gutturium muricinum* (Röding). REMARKS. The subspecific taxon *Cymatium gutturium muricinum* (Röding, 1798) is catalogued by Nguyen Ngo Thach (2202).

Cymatium nicobaricum (Röding, 1798)

SYNONYMS. *Lotorium chlorostomum* (Lamarck, 1922). *Triton chlorostomum*. VOUCHER MATERIAL. Research Institute for Aquaculture No. 3. LITERATURE. Marche-Marchad (1955b). REMARKS. Synonymy of *T. chlorostomum* according to Henning & Hemmen (1993).

Cymatium parthenopeum (Von Salis, 1793)

LITERATURE. Nguyen Ngo Thach (2202).

Cymatium pileare (Linnaeus, 1758)

OF AUTHORS. *Lampusia pileare*. *Lotorium pilearis*. *Murex pilearis*. *Sympulium pileare*. *Triton pilearis*. VOUCHER MATERIAL. Institute of Oceanography, Nha Trang. – Research Institute for Aquaculture No. 3. – University of Fisheries, Nha Trang. – University of Natural Science, HCM City. – TMMP Coll. Identified by R.N. Kilburn (Hylleberg 2001). LITERATURE. Serène (1937). ION collection, Poulou-Condore. Marche-Marchad (1955b). – Gulbin & Evseev (1997), as *Lampusia pileare* (Linné) REMARKS. R.N. Kilburn found it present at RIA 3. – From Luong Son, 15 km N Nha Trang, 7 August 2001. Trawled by fishermen, 10–20 m, nearshore. In market, Nha Trang. Leg. D.G. Reid.

Cymatium pyrum (Linnaeus, 1758)

OF AUTHORS. Subgenus (*Ranularia*). VOUCHER MATERIAL. Research Institute for Aquaculture No. 3. – University of Fisheries, Nha Trang. University of Natural Science, HCM City. LITERATURE. Identified by D.G. Reid in Hylleberg (2000). REMARKS. R.N. Kilburn found it present at RIA 3.

Cymatium rubeculum (Linnaeus, 1758)

LITERATURE. Nguyen Ngo Thach (2202).

Cymatium sinense (Reeve, 1844)

LITERATURE. Nguyen Ngo Thach (2202).

Cymatium succinctum (Linné, 1771)

OF AUTHORS. *Linatella succincta*. Genus *Linatella* Gray, 1857. VOUCHER MATERIAL. University of Fisheries, Nha Trang.

Cymatium testudinarium

(A. Adams & Reeve, 1850)

LITERATURE. Nguyen Ngo Thach (2202).

Cymatium vespaceum (Lamarck, 1822)

OF AUTHORS. *Triton vespaceus*. *Turritriton vespaceum*. *Lotorium vespacea*. VOUCHER MATERIAL. Institute of Oceanography, Nha Trang. LITERATURE. Marche-Marchad (1955b) Gulbin & Evseev (1997), as *Turritriton vespaceum* (Lamarck)

Gyrineum

Link, 1807

Gyrineum aculeatum (Schepman, 1909)

LITERATURE. Nguyen Ngo Thach (2202).

Gyrineum bitubercularis (Lamarck, 1816)

OF AUTHORS. *Apollon bitubercularis*. *Argobuccinum bitubercularis*. *Lampas bitubercularis*. *Ranella bitubercularis*. VOUCHER MATERIAL. Institute of Oceanology, Hai Phong. Research Institute for Aquaculture No. 3. LITERATURE. Serène (1937). ION collection as *Rancellia* (err. pro *Ranella*) *bitubercularis* Lamarck. Poulou-Condore. – Marche-Marchad (1955b) as *Argobuccinum bitubercularis*. REMARKS. R.N. Kilburn found it present at RIA 3.

Gyrineum cuspidatum (Reeve, 1844)

LITERATURE. Nguyen Ngo Thach (2202).

Gyrineum gyrinum (Linnaeus, 1767)

OF AUTHORS. *Argobuccinum gyrineum*. *Murex gyrinus*. *Ranella gyrinus*.

LITERATURE. Serène (1937). ION collection as *Rancellia* [err. pro *Ranella*] *gyrinus* Linné. Annam. – Marche-Marchad (1955b) as *Argobuccinum gyrineum*

Gyrineum lacunatum (Mighels, 1845)

OF AUTHORS. *Argobuccinum pusillum*. Genus *Argobuccinum* Herrmannsen, 1846. *Ranella pusilla*. SYNONYM. *Gyrineum pusillum* (Broderip, 1832) of authors = *Gyrineum lacunatum* (Mighels, 1845). VOUCHER MATERIAL. Institute of Oceanography, Nha Trang. LITERATURE. Marche-Marchad (1955b) as *Argobuccinum pusillum*

Gyrineum natator (Röding, 1798)

OF AUTHORS. *Triton natator*.

SYNONYMS. *Bufoaria tuberculata* Broderip. *Ranella tuberculata* Broderip, 1832. *Bursa natatrix* of Dautzenberg & Fischer. *Argobuccinum natatrix* (Röding). *Argobuccinum olivator* [Meuschen; invalid name according to ruling by ICZN]. VOUCHER MATERIAL. University of Fisheries, Nha Trang. – Institute of Oceanography, Nha Trang as *Argobuccinum olivator* [citing the unavailable Meuschen]. TMMP Coll. Identified by R.N. Kilburn (Hylleberg 2001). LITERATURE. Dautzenberg & Fischer (1906) as *Bursa natatrix* (Bolten, 1798). – Serène (1937). ION collection, Gulf of Thailand, as *Rancellia* (err. pro *Ranella*) *tuberculata* Broderip. Marche-Marchad (1955b) as *Argobuccinum natatrix* Röding. Identified by D.G. Reid and R.N. Kilburn in Hylleberg (2000). REMARKS. Synonymy of *A. olivator* according to Henning & Hemmen (1993).

Gyrineum perca (Perry, 1811)

OF AUTHORS. *Apollon perca*. VOUCHER MATERIAL. University of Natural Science, HCM City. TMMP Coll. Identified by R.N. Kilburn (Hylleberg 2001).

TONNIDAE

(including Doliidae)

Eudolium Dall, 1889***Eudolium pyriforme*** Sowerby, 1904

VOUCHER MATERIAL. University of Natural Science, HCM City.

Malea Valenciennes, 1883***Malea pomum*** (Linnaeus, 1758)

OF AUTHORS. *Dolium pomum*. VOUCHER MATERIAL. Institute of Oceanography, Nha Trang.

Tonna Brünnich, 1772***Tonna allium*** (Dillwyn, 1817)

SYNONYMS. Genus *Dolium* Lamarck, 1801 is a synonym of *Tonna*. – *Dolium costatum* Desh. *Dolium fimbriatum* Sowerby. *Tonna fimbriatum*. VOUCHER MATERIAL. Research Institute for Aquaculture No. 3. – University of Natural Science, HCM City. LITERATURE. Serène (1937). ION collection, Poulou-Condore, as *Dolium fimbriatum* Sowerby. – Dawydoff (1952) as *Dolium costatum*. REMARKS. R.N. Kilburn found it present at RIA 3.

Tonna canaliculata Linnaeus, 1758.

OF AUTHORS. *Dolium canaliculatum*. VOUCHER MATERIAL. Institute of Oceanography, Nha Trang. REMARKS. A doubtful name, probably based on *Tonna cepa*.

Tonna cepa (Röding, 1798)

OF AUTHORS. *Dolium cepa*. SYNONYMS. *Tonna olearium* (of authors non Linnaeus, 1758). *Dolium olearium*. VOUCHER MATERIAL. University of Fisheries, Nha Trang. LITERATURE. Nguyen Chinh (1996) as *Dolium cepa*.

Tonna cerevisiana Hedley, 1919

LITERATURE. Nguyen Ngo Thach (2202).

Tonna chinensis chinensis (Dillwyn, 1817)

VOUCHER MATERIAL. University of Natural Science, HCM City.

Tonna chinensis magnifica Sowerby, 1904

VOUCHER MATERIAL. Instit. of Ocean, Nha Trang.

Tonna cumingii (Reeve 1849)

LITERATURE. Nguyen Ngo Thach (2202).

Tonna dolium (Linnaeus, 1758)

SYNONYMS. *Dolium maculatum* Lamarck, 1822. *Tonna maculatum* (Lamarck, 1822). VOUCHER MATERIAL. University of Fisheries, Nha Trang. LITERATURE. Serène (1937). ION collection, Gulf of Thailand, as *Dolium maculatum* Lamarck.

Tonna galea (Linnaeus, 1758)

VOUCHER MATERIAL. University of Fisheries, Nha Trang. LITERATURE. Serène (1937). ION

collection as *Dolium galea* Linné. Nguyen Ngo Thach (2202) as *Tonna galea* (Linnaeus, 1758). REMARKS. Nguyen Ngo Thach states that *Tonna galea* is present in Vietnam and in the Philippines (it is similar in shape and in color to *Tonna olearium* but differs in spiral sculpture). *Tonna galea* is originally known from the Mediterranean–Atlantic.

Tonna lischkeana (Küster, 1857)

OF AUTHORS. *Dolium lischkeanum* Küster, 1857 VOUCHER MATERIAL. Research Institute for Aquaculture No. 3. LITERATURE. Dautzenberg & Fischer (1906) as *Dolium lischkeanum* Küster, 1857. – Serène (1937). ION collection, Annam, as *Dolium lischkeanum* Kiester (sic). – ID by Kilburn in Hylleberg (2000). REMARKS. Kilburn found it present at RIA 3.

Tonna luteostoma (Küster, 1857)

VOUCHER MATERIAL. Instit. of Ocean., Nha Trang.

Tonna olearium (Linnaeus, 1758)

SYNONYMS. *Dolium zonatum* Green, 1830. *Tonna zonatum* Green. VOUCHER MATERIAL. Institute of Oceanology, Hai Phong. – Institute of Oceanography, Nha Trang. LITERATURE. Nguyen Chinh (1996) as *D. zonatum*. – Nguyen X. Duc *et al.* (1997) as *Tonna olearium* (sic) (Linnaeus). Nguyen X. Duc (2001) as *D. zonatum* Gmelin (sic).

Tonna perdix (Linnaeus, 1758)

OF AUTHORS. *Dolium perdix*. SYNONYM. *Tonna perdix* L. var. *penhala*. VOUCHER MATERIAL. Institute of Oceanography, Nha Trang. University of Fisheries, Nha Trang. – University of Natural Science, HCM City. LITERATURE. Serène (1937). ION collection, Annam # 687; Field notes # 103. – Nguyen Chinh (1996) as *Dolium perdix*

Tonna sulcosa (Born, 1778)

SYNONYMS. *Dolium fasciatum* Bruguière. *Tonna fasciatum* Bruguière. VOUCHER MATERIAL. Institute of Oceanography, Nha Trang. Research Institute for Aquaculture No. 3. – University of Fisheries, Nha Trang. – Univ. of Natural Science, HCM City. – TMMP Coll. ID by R.N. Kilburn (Hylleberg 2001). LITERATURE. Serène (1937). ION collection, Annam, as *Dolium fasciatum* Bruguière. REMARKS. R.N. Kilburn found it present at RIA 3.

Tonna tessellata (Lamarck, 1816)

OF AUTHORS. *Dolium tessellatum*. SYNONYM. *Tonna tessellatum* var. *fimbriatum*. VOUCHER MATERIAL. Institute of Oceanography, Nha Trang., as *Dolium tessellatum* Bruguière Institute of Oceanography, Nha Trang., as *Dolium tessellatum* B. var. *fimbriatum* S. University of Natural Science, HCM City.

ATLANTIDAE

Atlanta

Lesueur, 1817

Atlanta fusca Eydoux & Souleyet, 1852

LITERATURE. Serène (1937). ION collection, Annam.

Atlanta gaudichaudi Souleyet, 1852

LITERATURE. Serène (1937). ION collection, Annam.

Atlanta inflata Souleyet, 1852

OF AUTHORS. *Oxygyrus inflatus*. LITERATURE. Serène (1937). ION collection, Annam.

Atlanta peronii Lesueur, 1817

LITERATURE. Serène (1937). ION collection, Annam as *Atlanta peronii* Rang.

Oxygyrus

Benson, 1835

Oxygyrus rangi Souleyet, 1852

LITERATURE. Serène (1937). ION collection, Annam.

FIROLIDAE

Firoloida

Lesueur, 1817

Firoloida desmaresti Les.

LITERATURE. Serène (1937). ION collection, Annam. REMARKS. Status not known. Only seen in the cited literature.

Firoloida kowalavskii Vass.

LITERATURE. Serène (1937). ION collection, Annam. REMARKS. Status not known. Only seen in the cited literature.

TRIPHORIDAE

Mastonia

Hinds, 1843

Mastonia rubra Hinds, 1843

OF AUTHORS. *Triphoris ruber* (sic). VOUCHER MATERIAL. Institute of Oceanography, Nha Trang. LITERATURE. Gulbin & Evseev (1997) as *Mastonia rubra* (Hinds). – Hua Thai Tuyen (1999). – ION collection, Con Dao, as *Triphoris ruber*.

Viriola

Jousseume, 1884

Viriola connata (Montrouzier, 1862)

OF AUTHORS. *Triphora* Blainville, 1828. *Triphora connatus* Montrouzier, 1862. VOUCHER MATERIAL. Institute of Oceanography, Nha Trang. REMARKS. Known from Japan.

JANTHINIDAE

Janthina

Röding, 1798

Janthina pallida (Thompson, 1840)

LITERATURE. Nguyen Ngo Thach (2202).

Janthina janthina (Linnaeus, 1758)

SYNONYMS. *Janthina fragilis* Lamarck. *Janthina fragilis* Linné. VOUCHER MATERIAL. Institute of Oceanography, Nha Trang. – University of Fisheries, Nha Trang. – University of Natural Science, HCM City. LITERATURE. Serène (1937). ION collection # 427; Field notes # St. 845

Janthina globosa Swainson, 1822

LITERATURE. Serène (1937). ION collection, Gulf of Thailand

Recluzia

Petit, 1853

Recluzia rollandiana Petit de la Saussaye, 1853

LITERATURE. Serène (1937). ION collection, Annam

EPITONIIDAE
(including Scalariidae)

Acrilla

H. Adams, 1860

Acrilla acuminata (Sowerby, 1844)

OF AUTHORS. *Amaea acuminata*. VOUCHER MATERIAL. Research Institute for Aquaculture No. 3. REMARKS. R.N. Kilburn found it present at RIA 3. – Collected by D.G. Reid at Luong Son, 15 km N of Nha Trang. Trawled by fishermen, 10–20 m, nearshore.

Amaea

H. & A. Adams, 1853

Amaea decussata (Lamarck, 1840)

LITERATURE. Nguyen Ngo Thach (2202).

Amaea magnifica (Sowerby, 1844)

LITERATURE. Nguyen Ngo Thach (2202).

Circostrema

Mörch, 1852

Circostrema bavayi de Boury, 1912

LITERATURE. Nguyen Ngo Thach (2202).

Circostrema varicosum (Lamarck, 1822)

LITERATURE. Nguyen Ngo Thach (2202).

Eglisia

Gray, 1847

Eglisia tricarinata A. Adams & Reeve, 1850

VOUCHER MATERIAL. Institute of Oceanology, Hai Phong. LITERATURE. Serène (1937). ION collection, Poulo-Condore

Epitonium

Röding, 1798

Epitonium alatum (Sowerby, 1844)

OF AUTHORS. *Scala alatum*. SYNONYM. *Scala Bruguière*, 1789 is a synonym of *Epitonium*. VOUCHER MATERIAL. Institute of Oceanography, Nha Trang.

Epitonium auritum (Sowerby, 1844)

LITERATURE. Nguyen Ngo Thach (2202).

Epitonium hayashii (Habe, 1961)

LITERATURE. Nguyen Ngo Thach (2202).

Epitonium liliputanum (A. Adams, 1861)

LITERATURE. Nguyen Ngo Thach (2202).

Epitonium lineolatum (Sowerby, 1844)

OF AUTHORS. *Scalaria lineolata*. SYNONYM. *Scalaria* Lamarck, 1801 is a synonym of *Epitonium*.

LITERATURE. Serène (1937). ION collection, Gulf of Thailand.

Epitonium neglectum (Adams & Reeve, 1850)

OF AUTHORS. *Eglisi neglectum*. VOUCHER MATERIAL. Institute of Oceanology, Hai Phong.

Epitonium pallasii (Kiener, 1838)

VOUCHER MATERIAL. Institute of Oceanology, Hai Phong.

Epitonium replicatum (Sowerby, 1844)

LITERATURE. Nguyen Ngo Thach (2202).

Epitonium scalare (Linnaeus, 1758)

OF AUTHORS. *Scala scalaris*. *Eglisia scalare*. *Turbo* (eit.) *scalaris* Linné = *Epitonium scalare*. SYNONYM. *Scalaria pretiosa* Lamarck. VOUCHER MATERIAL. Institute of Oceanology, Hai Phong. Institute of Oceanography, Nha Trang. Research Institute for Aquaculture No. 3. – University of Natural Science, HCM City. LITERATURE. Serène (1937): ION collection, Annam, as *Scalaria pretiosa* Lamarck. ION collection, Annam, as *Turbo* (sic) *scalaris* Linné.

Epitonium stigmaticum (Pilsbry, 1911)

OF AUTHORS. *Eglisia stigmaticum*. *Scala stigmatica*. VOUCHER MATERIAL. Institute of Oceanology, Hai Phong. – Institute of Oceanography, Nha Trang.

Epitonium subcoronata (Carpenter)

VOUCHER MATERIAL. Institute of Oceanography, Nha Trang.

REMARKS. Probably American species.

**Epitonium translata* de Boury. *Nomen nudum*.

VOUCHER MATERIAL. Institute of Oceanography, Nha Trang, as *Scalaria transitiva* De Boury. REMARKS. *Scalaria transitiva* is possibly *S. translata* de Boury M/S from W. Indies. De Boury left many ms labels with the epitoniids that he “identified”.

EULIMIDAE
(including Melanellidae)

Balcis
Gray, 1847

Balcis acuta (Sowerby, 1834)

OF AUTHORS. *Melanella acuta*. VOUCHER MATERIAL. Institute of Oceanology, Hai Phong. LITERATURE. Nguyen X. Duc *et al.* (1997) as *Balcis acuta* (Sowerby, 1834). – Nguyen X. Duc (2001) as *Balcis acuta*. REMARKS. Known from Japan.

Eulima
Risso, 1826

Eulima bivittata (H. & A. Adams, 1858)

OF AUTHORS. *Melanella bivittata*. VOUCHER MATERIAL. Institute of Oceanology, Hai Phong. LITERATURE. Nguyen X. Duc *et al.* (1997). Nguyen X. Duc (2001) as *Melinella* (sic)

Eulima mucronata (Reeve, 1866)

VOUCHER MATERIAL. Institute of Oceanology, Nha Trang as *Eulima mucronata* Sowerby. REMARKS. Known from Australia.

Melanella
Bowdich, 1822

Melanella major Sowerby, 1834

LITERATURE. Nguyen Ngo Thach (2202).

Melanella martini A. Adams, 1854

OF AUTHORS. *Eulima martini*. VOUCHER MATERIAL. Institute of Oceanology, Nha Trang. REMARKS. Known from Japan.

Niso
Risso, 1826

Niso brunnea Sowerby, 1834

VOUCHER MATERIAL. Institute of Oceanology, Nha Trang as *Niso brunnea* Sowerby. REMARKS. Known from Japan.

NEOGASTROPODA

MURICIDAE

Annotated by Roland Houart and Tan Koh Siang

Bedevea Iredale, 1924

Bedevea blosvillei (Deshayes, 1832)

OF AUTHORS. *Fusinus blosvillei* Deshayes, 1832. *Latirus blosvillei*. VOUCHER MATERIAL. Institute of Oceanology, Nha Trang as *Tudicla blosvillei* Deshayes. LITERATURE. Serène (1937). ION collection, Ha Long Bay, Tonkin as *Fusus blosvillei* Deshayes. REMARKS. Collected 20 km N of Danang. 2 August 2001. Dead, in shell gravel dredged from shallow lagoonal bay. Leg. Reid. Tan Koh Siang states that *Bedevea* is restricted to Australia and suggested transfer to *Lataxiena*.

Chicomurex Arakawa, 1964

Chicomurex elliscrossi (Fair, 1974)

LITERATURE. Nguyen Ngo Thach (2202).

Chicomurex superbis (Sowerby, 1889)

LITERATURE. Nguyen Ngo Thach (2202).

Chicomurex venustus

(Rehder & Wilson, 1975)

LITERATURE. Nguyen Ngo Thach (2202).

Chicoreus Montfort, 1810

Chicoreus asianus (Kuroda, 1942)

VOUCHER MATERIAL. Institute of Oceanology, Nha Trang. REMARKS. For *Chicoreus* in the Indo-West Pacific: see Houart, 1992.

Chicoreus axicornis (Lamarck, 1822)

VOUCHER MATERIAL. Institute of Oceanology, Hai Phong. LITERATURE. Nguyen X. Duc *et al.* (1997). – Nguyen X. Duc (2001).

Chicoreus brunneus (Link, 1807)

OF AUTHORS. *Murex brunneus*. Subgenus *Triplex* Perry, 1810. SYNONYMS. *Murex adustus* Lamarck, 1822. *Chicoreus adustus*. VOUCHER MATERIAL. Institute of Oceanology, Hai Phong. Research Inst. for Aquaculture No. 3. – Institute of Oceanology, Nha Trang. – University of Natural Science, HCM City. LITERATURE. Serène

(1937). ION collection, Thailand, as *Chicoreus adustus* Lamarck, 1822. Nguyen X. Duc *et al.* (1997). – Gulbin & Evseev (1997). – Hua Thai Tuyen (1999). Hua Thai Tuyen (1999) as *Murex adustus* Lamarck, 1822.

REMARKS. R.N. Kilburn found *Chicoreus brunneus* present at RIA 3. – R. Houart states that *Chicoreus adustus* (Lamarck, 1822) is a synonym of *C. brunneus*.

Chicoreus bundharmai Houart, 1992

VOUCHER MATERIAL. TMMP Coll. Identified by Nguyen Thach (Hylleberg, 2001).

REMARKS. Figs. in Alf *et al.* (2000).

Chicoreus capucinus (Lamarck, 1822)

OF AUTHORS. *Murex capucinus* Lamarck, 1822. *Rhizomurex capucinus*. – (*Rhizophorimurex*) Oyama, 1950. VOUCHER MATERIAL. Research Institute for Aquaculture No. 3. – Institute of Oceanography, Nha Trang. University of Fisheries, Nha Trang. – University of Natural Science, HCM City. LITERATURE. Dautzenberg & Fischer (1905b) as *Murex capucinus* Lamarck, 1822. – Serène (1937). ION collection, Gulf of Thailand.

Chicoreus microphyllus (Lamarck, 1816)

OF AUTHORS. *Murex microphyllus*. VOUCHER MATERIAL. Institute of Oceanology, Hai Phong. Institute of Oceanography, Nha Trang. Research Institute for Aquaculture 3. LITERATURE. Nguyen X. Duc *et al.* (1997). Hua Thai Tuyen (1999).

Chicoreus palmarosae (Lamarck, 1822)

OF AUTHORS. *Murex palmarosae*. VOUCHER MATERIAL. University of Natural Science, HCM City.

Chicoreus ramosus (Linnaeus, 1758)

VOUCHER MATERIAL. Institute of Oceanography, Nha Trang. – Research Institute for Aquaculture No. 3. – University of Natural Science, HCM City. – Fac. of Agriculture, Can Tho University. LITERATURE. Serène (1937). ION collection, Indochina # 389. – Nguyen Chinh (1996). *Chicoreus ramosus* identified by J. Hylleberg in Hylleberg (2000).

Chicoreus rossiteri (Crosse, 1872)

LITERATURE. Nguyen Ngo Thach (2202).

Chicoreus saulii (Sowerby, 1834)

LITERATURE. Nguyen Ngo Thach (2202).

Chicoreus torrefactus (Sowerby, 1841)

SYNONYM. *Chicoreus rubiginosus* (Reeve). VOUCHER MATERIAL. Institute of Oceanology, Hai Phong. – Research Institute of Marine Products. Research Institute for Aquaculture No. 3 as *Chicoreus rubiginosus* (Reeve, 1845).

University of Fisheries, Nha Trang. – TMMP Coll. Identified by R.N. Kilburn (Hylleberg 2001). LITERATURE. Hua Thai Tuyen (1999). Nguyen X. Duc (2001). – Nguyen Ngo Thach (2202) as *Chicoreus rubiginosus* (Reeve, 1845).

REMARKS. R. Houart states that *C. rubiginosus* (Reeve, 1845) is a synonym of *C. torrefactus*.

Chicoreus virgineus (Röding, 1798)

SYNONYM. *Murex anguliflorus* Lam. LITERATURE. Dawydoff (1952) Poulou-Condore as *Murex anguliflorus* Lam. REMARKS. Quite uncertain in Vietnam. R. Houart states that *M. anguliflorus* Lamarck is a synonym of *Chicoreus virgineus* (Röding, 1798) known from the Indian Ocean.

Drupa Röding, 1798

Drupa grossularia Röding, 1798

VOUCHER MATERIAL. Institute of Oceanography, Nha Trang. – University of Natural Science, HCM City.

Drupa morum Röding, 1798

VOUCHER MATERIAL. Institute of Oceanography, Nha Trang. University of Fisheries, Nha Trang. University of Natural Science, HCM City. LITERATURE. Gulbin & Evseev (1997).

Drupa ricina (Linnaeus, 1758)

OF AUTHORS. *Pentadactylus ricinus*. *Drupa ricinus*. VOUCHER MATERIAL. Institute of Oceanology, Hai Phong. – Institute of Oceanography, Nha Trang. – Research Institute for Aquaculture No. 3. – University of Fisheries, Nha Trang. – University of Natural Science, HCM City. LITERATURE. Serène (1937). ION collection, Poulou-Condore, as *Pentadactylus ricinus* Linné. – Gulbin & Evseev (1997) as *Drupa ricinus ricinus* Linné. – Hua Thai Tuyen (1999).

Drupa ricinus elegans

(Broderip & Sowerby, 1829)

REMARKS. The subspecific taxon *Drupa ricinus elegans* (Broderip & Sowerby, 1829) is catalogued by Nguyen Ngo Thach (2202).

Drupa rubusidaea Röding, 1798

VOUCHER MATERIAL. Institute of Oceanography, Nha Trang. LITERATURE. Serène (1937). ION collection. – Hua Thai Tuyen (1999).

Drupa siderea Reeve, 1846

OF AUTHORS. *Ricinula siderea* Reeve, 1846. SYNONYM. *Ricinula* Lamarck, 1816 is a synonym of *Drupa*. VOUCHER MATERIAL. Institute of Oceanography, Nha Trang as *Drupa siderea* Reeve. REMARKS. Known from Japan. Uncertain status. According to R. Houart (1996) the syntypes of *Ricinula siderea* Reeve, 1846 are buccinids.

Drupella
Thiele, 1925

Drupella cornus (Röding, 1798)

SYNONYMS. *Drupella elata* Blainville, 1832. *Drupa elata*. VOUCHER MATERIAL. Institute of Oceanography, Nha Trang as *Drupa elata*. LITERATURE. Gulbin & Evseev (1997). – Hua Thai Tuyen (1999). REMARKS. Tropical Indo-Pacific species, associated with live corals. R. Houart states that *Drupa elata* is a synonym of *Drupella cornus*.

Drupella fragum (Blainville, 1832)

VOUCHER MATERIAL. Kurodai Shop of Dr. Thach. REMARKS. Recorded from Ninh Thuan by Nguyen N. Thach. Identified by R. Houart.

Drupella fusconigra (Dunker, 1871)

LITERATURE. Nguyen Ngo Thach (2202).

Drupella rugosa (Born, 1778)

OF AUTHORS. *Thais rugosa*. SYNONYMS. *Drupella concatenata* Lamarck, 1822. *Drupa concatenata*. *Morula concatenata*. – *Thais alveolata* Reeve. *Purpura alveolata*. VOUCHER MATERIAL. Institute of Oceanography, Nha Trang as *Thais rugosa* and *Drupa concatenata*. University of Fisheries, Nha Trang as *Morula concatenata*. – TMMP Coll. as *Drupella concatenata* identified by R.N. Kilburn (Hylleberg 2001). LITERATURE. Dautzenberg & Fischer (1905b) as *Purpura alveolata* Reeve. Dautzenberg & Fischer (1906) as *Purpura alveolata* Reeve. – Serène (1937). ION collection as *Purpura alveolata* Reeve. – Gulbin & Evseev (1997) as *Drupa concatenate*

Lamarck. – Identified by Tan Koh Siang in Hylleberg (2000). REMARKS. R. Houart and Tan Koh Siang states that *Drupella concatenate* is a synonym of *Drupella rugosa* (Born, 1778). R. Houart also suggested that *Thais alveolata* Reeve, probably is *Drupella rugosa* (Born, 1778). See also under *Thais clavigera*.

Ergalatax
Iredale, 1931

Ergalatax contracta (Reeve, 1846)

OF AUTHORS. *Ocinebra contracta*. *Tritonalia contracta*. VOUCHER MATERIAL. Institute of Oceanography, Nha Trang. – TMMP Coll. Identified by R.N. Kilburn (Hylleberg 2001). LITERATURE. Serène (1937). ION collection, Poulo-Condore, as *Ocinebra contracta* Reeve. Identified by Tan Koh Siang in Hylleberg (2000). REMARKS. According to R. Houart this species should be classified as *Ergalatax contracta*.

Ergalatax margariticola (Broderip, 1832)

OF AUTHORS. *Drupa margariticola*. *Cronia margariticola*. *Morula margariticola*. VOUCHER MATERIAL. Institute of Oceanography, Hai Phong. Institute of Oceanography, Nha Trang. Research Institute for Aquaculture No. 3. – University of Natural Science, HCM City. – TMMP Coll. Identified by R.N. Kilburn (Hylleberg 2001). LITERATURE. Nguyen X. Duc *et al.* (1997). Gulbin & Evseev (1997) as *Cronia margariticola* (Broderip). – Hua Thai Tuyen (1999). ION collection, Con Dao as *Drupa margariticola*. – Bui Quang Nghi (2000). Identified by Tan Koh Siang and R.N. Kilburn in Hylleberg (2000). – Nguyen X. Duc (2001) as *Drupa margaricola* (sic).

Favartia
Jousseume, 1880

Favartia tetragona (Broderip, 1833)

OF AUTHORS. *Aspella tetragona*. Genus *Aspella* Mörch, 1877. VOUCHER MATERIAL. Institute of Oceanography, Nha Trang. REMARKS. According to R. Houart this species should be classified as *Favartia tetragona*.

Haustellum Schumacher, 1817***Haustellum haustellum*** (Linnaeus, 1758)

OF AUTHORS. *Murex haustellum*. VOUCHER MATERIAL. Institute of Oceanography, Nha Trang. Research Institute for Aquaculture No. 3. LITERATURE. Nguyen Chinh (1996).

Haustellum kurodai (Shikama, 1964)

VOUCHER MATERIAL. University of Fisheries, Nha Trang.

Haustellum multiplicatum (Sowerby, 1895)

VOUCHER MATERIAL. University of Fisheries, Nha Trang. REMARKS. R. Houart states that *H. multiplicatum* is quite uncertain in Vietnam.

Habromorula Houart, 1995***Habromorula biconica*** (Blainville, 1832)

OF AUTHORS. *Drupa biconica*. *Cronia biconica*. *Morula biconica*. VOUCHER MATERIAL. Institute of Oceanography, Nha Trang. – University of Fisheries, Nha Trang. LITERATURE. Hua Thai Tuyen (1999). ION collection, Con Dao as *Cronia biconica*.

Habromorula striata (Pease, 1868)

VOUCHER MATERIAL. Kurodai Shop of Dr. Thach. REMARKS. Recorded from Ninh Thuan by Nguyen N. Thach. Identified by R. Houart.

Homalocantha Mörch, 1852***Homalocantha pele*** (Pilsbry, 1918)

VOUCHER MATERIAL. Kurodai Shop of Dr. Thach. REMARKS. Recorded from Quang Ngai by Nguyen N. Thach. Identified by R. Houart.

Homalocantha scorpio (Linnaeus, 1758)

OF AUTHORS. *Murex scorpio*. VOUCHER MATERIAL. Institute of Oceanography, Nha Trang.

Homalocantha zamboi (Borsch & Bursch, 1960)

LITERATURE. Nguyen Ngo Thach (2202).

Lataxiena

Jousseume, 1833

Lataxiena fimbriata (Hinds, 1844)

VOUCHER MATERIAL. Research Institute for Aquaculture No. 3. REMARKS. R.N. Kilburn found it present in the RIA3 coll.

Maculotriron Dall, 1904***Maculotriron serriale*** (Deshayes, 1834)

OF AUTHORS. *Maculotriron serrialis*. *Cantharus serrialis* Laborde & Deshayes. VOUCHER MATERIAL. Institute of Oceanography, Nha Trang.

Mancinella Link, 1807***Mancinella alouina*** (Röding, 1798)

SYNONYMS. *Mancinella mancinella* (Linnaeus, 1758). *Purpura mancinella* of authors, not Linné. *Thais mancinella* Linné. VOUCHER MATERIAL. Institute of Oceanography, Nha Trang. Research Institute for Aquaculture No. 3. University of Fisheries, Nha Trang. – University of Natural Science, HCM City. – Fac. of Agriculture, Can Tho University. LITERATURE. Serène (1937). ION collection, Thailand. Gulbin & Evseev (1997) as *Thais mancinella* Linné. Hua Thai Tuyen (1999). ION collection, Con Dao as *Thais mancinella*. – Nguyen Chinh & Le Ngoc Hoa (2003) as *Mancinella macinella* (sic). REMARKS. R.N. Kilburn found it present at RIA 3.

Mancinella echinata (Blainville, 1832)

OF AUTHORS. *Purpura echinata*. *Thais echinata*. VOUCHER MATERIAL. Institute of Oceanology, Hai Phong. – Institute of Oceanography, Nha Trang. University of Fisheries, Nha Trang. LITERATURE. Serène (1937). ION collection, Gulf of Thailand, as *Purpura echinata* Blainville. Nguyen X. Duc *et al.* (1997). Ha Long Bay. – Hua Thai Tuyen (1999). – Nguyen X. Duc (2001) as *Purpura echinata*.

Mancinella echinulata (Lamarck, 1822)

OF AUTHORS. *Thais echinulata*. VOUCHER MATERIAL. Institute of Oceanography, Nha Trang. University of Natural Science, HCM City. LITERATURE. Gulbin & Evseev (1997) as *Thais echinulata* Lamarck.

Morula Schumacher, 1817***Morula anaxares*** (Kiener, 1835)

OF AUTHORS. *Drupa anaxares*. VOUCHER MATERIAL. Institute of Oceanography, Nha Trang. LITERATURE. Gulbin & Evseev (1997).

Morula aspera (Lamarck, 1816)

OF AUTHORS. *Drupa aspera*. VOUCHER MATERIAL. Institute of Oceanography, Nha Trang.

Morula granulata (Duclos, 1832)

OF AUTHORS. *Drupa granulata* (Duclos).
SYNONYMS. *Drupa tuberculata* Blainville.
Pentadactylus tuberculatus Blainville. VOUCHER MATERIAL. Inst. of Oceanology, Hai Phong. – Inst. of Oceanography, Nha Trang. Univ. of Fisheries, Nha Trang. – University of Natural Science, HCM City. LITERATURE. Serène (1937). ION collection, Poulo-Condore, as *Pentadactylus tuberculatus* Blainville. Nguyen X. Duc *et al.* (1997) as *Morula granulata* (Duclos). – Gulbin & Evseev (1997), as *Morula granulata* (Duclos).

Morula iostomus Adams, 1853

LITERATURE. Nguyen Ngo Thach (2002).

Morula musiva (Kiener, 1836)

OF AUTHORS. *Drupa musiva*. *Sistrum musivum*. *Sistrum* (err.) *musivum*. VOUCHER MATERIAL. Inst. of Oceanography, Nha Trang. University of Fisheries, Nha Trang. – TMMP Coll. Identified by R.N. Kilburn (Hylleberg 2001). LITERATURE. Dautzenberg & Fischer (1906) as *Sistrum musivum* (Kiener, 1835). Serène (1937). ION collection as *Sistrum* (sic) *musivum* Kiener. Gulbin & Evseev (1997). – Identified by Tan Koh Siang. – R.N. Kilburn in Hylleberg (2000).

Morula nodicostata (Pease, 1868)

SYNONYM. *Engina purpureocincta* Preston, 1909
VOUCHER MATERIAL. Institute of Oceanography, Nha Trang as *Engina purpureocincta*. LITERATURE. Gulbin & Evseev (1997) as *Engina purpureocincta*. REMARKS. Species in need of verification.

Morula spinosa (H. & A. Adams, 1853)

LITERATURE. Nguyen Ngo Thach (2002).

Morula uva (Röding, 1798)

OF AUTHORS. *Drupa nodosus* Lamarck. SYNONYM. *Ricinula nodus* Lamarck, 1816. VOUCHER MATERIAL. Institute of Oceanography, Nha Trang. University of Fisheries, Nha Trang. LITERATURE. Gulbin & Evseev (1997) as *Drupa nodosus* Lamarck. – Hua Thai Tuyen (1999). REMARKS. *Drupa nodosus* Lamarck not found in available literature. R. Houart suggested that it could be *Ricinula nodus* Lamarck, 1816 which is a synonym of *Morula uva* (Houart, 2002).

Murex Linnaeus, 1758***Murex aduncospinosus*** Beck, 1841

VOUCHER MATERIAL. Kurodai Shop of Dr. Thach.
REMARKS. Recorded from off Nha Trang by Nguyen N. Thach. Identified by R. Houart.

Murex dolichourus Ponder & Vokes, 1988

VOUCHER MATERIAL. Kurodai Shop of Dr. Thach
REMARKS. Recorded from off Nha Trang by Nguyen N. Thach. Identified by R. Houart.

Murex festivus (Hinds, 1844)

VOUCHER MATERIAL. University of Natural Science, HCM City as *Murex fertirus* [error pro *festivus*]. REMARKS. R. Houart states that if the voucher material is *M. festivus* (Hinds, 1844) then it is not possible in Vietnam. It is an East Pacific species known from Mexico.

Murex pecten [Lightfoot, 1786]

SYNONYM. *Murex triremis* Perry. VOUCHER MATERIAL. Institute of Oceanology, Hai Phong. Institute of Oceanography, Nha Trang. – TMMP Coll. Identified by R.N. Kilburn (Hylleberg 2001).

Murex rectirostris Sowerby, 1841

OF AUTHORS. *Haustellum rectirostris*. VOUCHER MATERIAL. TMMP Coll. Identified by R.N. Kilburn (Hylleberg 2001).

Murex sobrinus Adams, 1863

VOUCHER MATERIAL. Instit. of Ocean., Nha Trang.

Murex tenuirostrum Lamarck, 1822.

OF AUTHORS. *Murex tenuirostris*. LITERATURE. Dawydoff (1952).

Murex tenuispina Lamarck, 1822

VOUCHER MATERIAL. Institute of Oceanography, Nha Trang. LITERATURE. Serène (1937). ION collection, Nha Trang as *Murex tenuispina*.

Murex trapa Röding, 1798

SYNONYMS. *Murex martinianus* Reeve. – *Murex unidentatus* Sowerby, 1834. VOUCHER MATERIAL. Institute of Oceanology, Hai Phong. – Research Institute of Marine Products. Research Institute for Aquaculture No. 3. University of Fisheries, Nha Trang. – University of Natural Science, HCM City as *M. martinianus*. – Fac. of Agriculture, Can Tho University as *M. martinianus*. LITERATURE. Dautzenberg & Fischer (1906) as *Murex unidentatus* Sowerby, 1834. – Serène (1937). ION collection, Gulf of

Thailand as *M. martinianus*. – Serène (1937). ION collection, Nha Trang as *M. unidentatus* Sowerby. Nguyen X. Duc *et al.* (1997) as *M. martinianus*. Nguyen X. Duc *et al.* (1997) as *M. trapa*. – Nguyen X. Duc (2001) as *M. trapa*. Nguyen X. Duc (2001) as *M. martinianus*. REMARKS. R.N. Kilburn found *M. trapa* present at RIA 3. R. Houart states that *M. martinianus* and *M. unidentatus* are synonyms of *M. trapa*.

Murex tribulus Linnaeus, 1758

VOUCHER MATERIAL. Inst. of Oceano., Nha Trang.

Murex troscheli Lischke, 1868

LITERATURE. Serène (1937). ION collection, Annam # 438; Field notes #102.

Muricodrupa Iredale, 1918

Muricodrupa fiscella (Gmelin, 1791)

OF AUTHORS. *Cronia fiscella*. *Cronia fiscellus*. *Drupa fiscella*. *Morula fiscella*. *Purpura fiscella*. SYNONYMS. *Drupa decussata* Reeve. *Morula funiculus* (Wood, 1828). – *Murex ricinuloides* Quoy & Gaimard, 1833. *Muricodrupa ricinuloides*. *Sistrum ricinuloides*. VOUCHER MATERIAL. Institute of Oceanology, Hai Phong. Instit. of Oceanography, Nha Trang as *Drupa decussata*. – Res. Inst. for Aquaculture No. 3. LITERATURE. Dautzenberg & Fischer (1905b) as *Sistrum ricinuloides* Quoy & Gaimard, 1833. Serène (1937). ION collection, Gulf of Thailand as *Purpura fiscella* Kiener. Serène (1937). ION collection, Nha Trang as *Sistrum ricinuloides*. Gulbin & Evseev (1997) as *Cronia fiscella*. Hua Thai Tuyen (1999) as *Morula funiculus*. Nguyen Chinh & Le Ngoc Hoa (2003) as *Cronia fiscellus*. REMARKS. R. Houart suggested that *Drupa decussata* is probably *Muricodrupa fiscella* (Gmelin, 1791) (*D. decussata* Reeve is a synonym). *Morula funiculus* and *Sistrum ricinuloides* are synonyms of *Muricodrupa fiscella* (Gmelin, 1791). Tan Koh Siang states that *Drupa decussata* Reeve is a recognized species (in genus *Morula*).

Naquetia Jousseaume, 1880

Naquetia barclayi (Reeve, 1858)

LITERATURE. Nguyen Ngo Thach (2202).

Naquetia cumingii (A. Adams, 1853)

LITERATURE. Nguyen Ngo Thach (2202).

Naquetia triqueter (Born, 1778)

VOUCHER MATERIAL. TMMP Coll. Identified by R.N. Kilburn (Hylleberg 2001).

Nassa Röding, 1798

Nassa francolina (Bruguière, 1789)

OF AUTHORS. *Drupa francolina*. *Nassarius francolinus*. VOUCHER MATERIAL. University of Natural Science, HCM City. – Fac. of Agriculture, Can Tho University. REMARKS. Lamarck, 1799 also described a genus called *Nassa* = *Nassarius* Duméril, 1806.

Nassa sarta (Bruguière, 1789)

OF AUTHORS. *Iopas sertum*. *Jopas sertum*. VOUCHER MATERIAL. Institute of Oceanography, Nha Trang. LITERATURE. Serène (1937). ION collection, Poulo-Condore, as *Iopas sertum* Bruguière. – Gulbin & Evseev (1997) as *Nassa sertum* Bruguière. – Hua Thai Tuyen (1999). REMARKS. R. Houart (1996) states that *Nassa sarta* occurs in Vietnam.

Nucella Röding, 1798

Nucella emarginata (Deshayes, 1841)

OF AUTHORS. *Thais emarginata*. VOUCHER MATERIAL. University of Natural Science, HCM City. REMARKS. R. Houart states that this species is not possible in Vietnam (Known from California).

Nucella lamellosa Gmelin, 1791

VOUCHER MATERIAL. University of Natural Science, HCM City as *Thais lamellosa*. REMARKS. Both Gmelin and Dunker have described muricids with the specific name *lamellosa*. It is most likely the North American *Nucella lamellosa* Gmelin, 1791.

Orania Pallary, 1900

Orania birileffi (Lischke, 1871)

OF AUTHORS. *Lataxenia birileffi*. *Bedeve birileffi* (Lischke, 1871). Genus *Bedeve* Iredale, 1924. Genus *Bedeveina* Habe, 1846. LITERATURE. Nguyen X. Duc *et al.* (1997). – Nguyen X. Duc

(2001) as *Bedavina* (sic) *brileffi* (sic). REMARKS. According to R. Houart this species should be classified as *Orania birileffi*.

Pascula Dall, 1908

Pascula ochrostoma (Blainville, 1832)

OF AUTHORS. *Drupa ochrostoma*. *Drupella ochrostoma*. *Morula ochrostoma*. VOUCHER MATERIAL. Institute of Oceanography, Nha Trang. Institute of Oceanography, Nha Trang. REMARKS. R. Houart maintained that this species belongs to genus *Pascula*.

Pterynotus Swainson, 1833

Pterynotus alatus (Röding, 1798)

SYNONYMS. *Pterynotus pinnatus* Swainson, 1822. *Murex pinnatus* Wood, 1828. VOUCHER MATERIAL. Institute of Oceanology, Hai Phong as *P. pinnatus*. – TMMP Coll. Identified by R.N. Kilburn as *P. pinnatus* (Hylleberg 2001). LITERATURE. Dautzenberg & Fischer (1905a) as *Murex pinnatus* Wood, 1828. – Serène (1937). ION collection, Poulo-Condore as *P. pinnatus*. Nguyen X. Duc *et al.* (1997). – Nguyen X. Duc (2001) as *Pterinatus* (sic) *pinnatus*. – Identified by D.G. Reid in Hylleberg (2000).

Pterynotus elongatus (Lightfoot, 1786)

LITERATURE. Nguyen Ngo Thach (2202).

Pterynotus martineta (Röding, 1798)

LITERATURE. Nguyen Ngo Thach (2202).

Pterynotus nuttali Conrad, 1837

VOUCHER MATERIAL. University of Natural Science, HCM City. REMARKS. Not in Vietnam. North American species.

Pterynotus tripterus (Born, 1778)

LITERATURE. Nguyen Ngo Thach (2202).

Purpura Bruguière, 1789

Purpura persica (Linnaeus, 1758)

VOUCHER MATERIAL. Research Institute for Aquaculture No. 3. – University of Natural Science, HCM City.

Purpura panama (Röding, 1798)

SYNONYMS. *Purpura rudolphi* Lamarck, 1822. *Purpura rudolphi*. *Thais rudolphi*. VOUCHER

MATERIAL. Institute of Oceanography, Nha Trang. University of Natural Science, HCM City. LITERATURE. Serène (1937). ION collection. Poulo-Condore [citing the unavailable Chemnitz]. – Gulbin & Evseev (1997) as *Thais rudolphi* [citing the unavailable Chemnitz].

Rapana Schumacher, 1817

Rapana bezoar (Linnaeus, 1758)

VOUCHER MATERIAL. Institute of Oceanology, Hai Phong. – Research Institute for Aquaculture No. 3. LITERATURE. Serène (1937). ION collection, Annam. – Nguyen X. Duc *et al.* (1997). Ha Long Bay. – Nguyen X. Duc (2001). REMARKS. R.N. Kilburn found it present at RIA 3. – Collected at north end of My Khe Beach, Danang. 4 August 2001. Fishermen's sorting area on beach. From drag nets or inshore trawling. Leg. D.G. Reid.

Rapana rapiformis (Born, 1778)

SYNONYM. *Rapana bulbosa* Solander. VOUCHER MATERIAL. Institute of Oceanography, Nha Trang. Research Institute for Aquaculture No. 3. University of Fisheries, Nha Trang. – University of Natural Science, HCM City. LITERATURE. Serène (1937). ION collection, Indochina # 116 as *Rapana bulbosa* Solander.

Rapana venosa (Valenciennes, 1846)

SYNONYM. *Rapana thomasi* Crosse. VOUCHER MATERIAL. University of Natural Science, HCM City. LITERATURE. Nguyen X. Duc *et al.* (1997). Nguyen X. Duc (2001) as *Rapana thomasi* (sic).

Semiricinula Martens, 1903

Semiricinula fusca (Küster, 1862)

OF AUTHORS. *Cronia fusca* (Küster, 1862). Genus *Cronia* H. & A. Adams, 1853. LITERATURE. Nguyen X. Duc *et al.* (1997). Ha Long Bay as *Cronia fusca*. REMARKS. According to R. Houart this species should be classified as *Semiricinula fusca*.

Semiricinula marginatra Blainville, 1832

OF AUTHORS. *Cronia marginatra*. *Drupa marginatra*. *Morula marginatra*. VOUCHER MATERIAL. Institute of Oceanology, Hai Phong.

Institute of Oceanography, Nha Trang.
University of Fisheries, Nha Trang.

Semiricinula muricoides (Blainville, 1832)

VOUCHER MATERIAL. Institute of Oceanography, Nha Trang as *Drupa muricoides* Blainville. University of Fisheries, Nha Trang. REMARKS. R. Houart suggested that this species could be *Semiricinula muricoides* (Blainville, 1832). Tan Koh Siang states that *Drupa muricoides* Blainville is a recognised species presently in in genus *Thais*.

Semiricinula squamosa (Pease, 1868)

VOUCHER MATERIAL. University of Natural Science, HCM City as *Drupa squamosa*. Kurodai Shop of Dr. Thach. REMARKS. Recorded from Ninh Thuan by Nguyen N. Thach. Identified by R. Houart. The voucher species cannot be recognised. R. Houart maintained that there are several muricid species called *squamosa*. It could be *Semiricinula squamosa* (Pease, 1868).

Siratus Jousseume, 1880

Siratus pliciferoides (Kuroda, 1942)

LITERATURE. Nguyen Ngo Thach (2202).

Spinidrupa Habe & Kosuge, 1966

Spinidrupa euracantha (A. Adams, 1853)

VOUCHER MATERIAL. Kurodai Shop of Dr. Thach. REMARKS. Recorded from Nha Trang by Nguyen N. Thach. Identified by R. Houart.

Stramonita Schumacher, 1817

Stramonita blainvillei Deshayes

OF AUTHORS. *Purpura blainvillei* Deshayes
LITERATURE. Serène (1937). ION collection, Gulf of Thailand as *Purpura blainvillei* Deshayes.
REMARKS. Not in Vietnam. R. Houart informed that it is known from Peru and Mexico.

Thais Röding, 1798

Thais aculeata

(Deshayes & Milne Edwards, 1844)

SYNONYMS. *Purpura hippocastanum*. *Thais*

hippocastanum. *Purpura hippocastanum*. Records of authors, not Linnaeus. VOUCHER MATERIAL. Institute of Oceanology, Hai Phong. Institute of Oceanography, Nha Trang. Research Institute for Aquaculture No. 3. LITERATURE. Serène (1937). ION collection, Gulf of Thailand, as *Purpura hippocastanum* Linné. – Nguyen X. Duc *et al.* (1997) as? *Purpura hippocastanum* (Linnaeus). – Gulbin & Evseev (1997). – Hua Thai Tuyen (1999). ION collection, Con Dao as *Thais eculeata* (sic) Deshayes. – Nguyen X. Duc (2001) as *Purpura hippocastanum*. REMARKS. *Thais aculeata* is known from the Pacific.

Thais armigera (Link, 1807)

OF AUTHORS. *Purpura armigera*. VOUCHER MATERIAL. Institute of Oceanography, Nha Trang. University of Natural Science, HCM City. LITERATURE. Dawydoff (1952) as *Purpura armigera* [citing the unavailable Chemnitz]. Gulbin & Evseev (1997).

Thais bicostalis (Lamarck, 1816)

OF AUTHORS. *Purpura bicostalis*. LITERATURE. Serène (1937). ION collection, Gulf of Thailand, as *Purpura bicostalis* Lamarck REMARKS. Not in Vietnam. Known from South Africa.

Thais bitubercularis (Lamarck, 1822)

OF AUTHORS. *Purpura bitubercularis* Reeve. *Purpura bitubercularis* var. Küster. SYNONYMS. *Purpura fiscella* Kiener, 1835. – *Drupa undata*. *Purpura undata* Lamarck, 1822. *Drupa undulata* (sic). *Sistrum undatum*. – *Thais kieneri* Deshayes, 1844. *Purpura kieneri*. – Genus *Sistrum* is a synonym of *Drupa*. VOUCHER MATERIAL. Institute of Oceanology, Hai Phong as *Drupa undulata* Lamarck. LITERATURE. Dautzenberg & Fischer (1905a) as *Sistrum undatum* [citing the unavailable Chemnitz]. Serène (1937): ION collection as *Purpura bitubercularis* Reeve. ION collection as *Purpura bitubercularis* var. Rüster (sic). Annam and Gulf of Thailand. ION collection, Gulf of Thailand, as *Pentadactylus undatus* [citing the unavailable Chemnitz]. ION collection, Gulf of Thailand, as *Purpura kieneri* Deshayes. REMARKS. R. Houart states that *Purpura undata* Lamarck, 1822 is a synonym of *Thais bitubercularis* (Lamarck, 1822). *Sistrum undatum* var. *kieneri* Dautzenberg & Fischer is possibly *Thais kieneri*

Deshayes. – Tan Koh Siang states that *Thais bitubercularis* is common in Southeast Asia, and that *Thais kieneri* is a synonym of *T. bitubercularis*.

Thais bufo (Lamarck, 1822)

OF AUTHORS. *Purpura bufo*. VOUCHER MATERIAL. Institute of Oceanography, Nha Trang. LITERATURE. Serène (1937). ION collection, Gulf of Thailand, as *Purpura bufo* Lamarck.

Thais clavigera (Küster, 1858)

OF AUTHORS. *Purpura clavigera*. *Reishia clavigera*. SYNONYM. *Thais alveolata*. VOUCHER MATERIAL. Institute of Oceanology, Hai Phong. University of Fisheries, Nha Trang. – University of Natural Science, HCM City. LITERATURE. Dautzenberg & Fischer (1905a) as *Purpura alveolata* Reeve, 1846. – Serène (1937). ION collection, Annam, as *Purpura clavigera* Ruster (sic). – Nguyen X. Duc *et al.* (1997) as *Reishia clavigera* (Küster). – Identified by Tan Koh Siang in Hylleberg (2000). REMARKS. Tan Koh Siang states that *Thais alveolata* is a synonym of *T. clavigera* (pers obs).

Thais distinguenda (Röding, 1798)

OF AUTHORS. *Drupa distinguenda*. *Thais distinguenda* (Dunker, 1847). *Mancinella distinguenda* (Röding, 1798). LITERATURE. Nguyen Chinh & Le Ngoc Hoa (2003) as *Thais distincenda* [err.]. VOUCHER MATERIAL. Research Institute for Aquaculture No. 3. – University of Natural Science, HCM City. REMARKS. R.N. Kilburn found it present at RIA 3.

Thais gradata (Jonas, 1839)

OF AUTHORS. *Cuma gradata* Jonas, 1846. *Gama* [err. pro *Cuma*] *gradata*. *Purpura gradata*. *Stramonita gradata*. SYNONYMS. *Purpura grateloupiana* Petit de la Saussaye. – *Thais trigona* (Reeve). VOUCHER MATERIAL. Institute of Oceanology, Hai Phong. – Institute of Oceanography, Nha Trang. – University of Fisheries, Nha Trang. – TMMP Coll. Identified by R.N. Kilburn (Hylleberg 2001). LITERATURE. Dautzenberg & Fischer (1905a) as *Cuma gradata* Jonas, 1846. – Serène (1937). ION collection, Thailand, as *Purpura gradata* Jonas. – Serène (1937). ION collection, Thailand as *P. grateloupiana*. – Dawydoff (1952) Ha Long Bay as *Gama* [err.] *gradata* Ion. – Nguyen X. Duc

et al. (1997) as *Thais trigona* (Reeve). – Nguyen X. Duc (2001) as *Thais trigona*. REMARKS. R. Houart and Tan Koh Siang states that *P. grateloupiana* is a synonym of *T. gradata*. Nguyen Ngo Thach states that he prefers the name *Stramonita gradata*.

Thais javanicus (Philippi, 1848)

OF AUTHORS. *Cuma javanica* Philippi, 1848. *Gama* [err. pro *Cuma*] *javanica* Müll. *Murex javanus* Linné. *Stramonita javanica*. VOUCHER MATERIAL. Institute of Oceanology, Hai Phong. Institute of Oceanography, Nha Trang. University of Fisheries, Nha Trang. – TMMP Coll. Identified by R.N. Kilburn as *Thais ?javanica* (Hylleberg 2001). LITERATURE. Dautzenberg & Fischer (1905a) as *Cuma javanica* Philippi, 1848. – Serène (1937). ION collection, Annam as *Murex javanus* Linné. Dawydoff (1952) as *Gama* [err.] *javanica* Müll. REMARKS. R. Houart suggested that the species listed by Serène could be *Thais javanicus* (Philippi, 1848), a valid species. – Nguyen Ngo Thach states that he prefers the name *Stramonita javanica*.

Thais kieneri Deshayes, 1844

SYNONYM. *Thais undatum* var. *kieneri* Dautzenberg & Fischer, 1905. LITERATURE. Dautzenberg & Fischer (1905b) as *Sistrum undatum* var. *kieneri* Dautzenberg & Fischer, 1905. – Serène (1937): ION collection, Nha Trang, as *Sistrum* (sic) *undatum* var. *kieneri* [citing the unavailable Chemnitz]. REMARKS. REMARKS. R. Houart states that *Sistrum undatum* var. *kieneri* Dautzenberg & Fischer is possibly *Thais kieneri* Deshayes.

Thais lacera (Born, 1778)

SYNONYMS. *Cuma carinifera* Linné. *Cuma* (rej.) = *Cymia* Mörch, 1860. *Purpura carinifera* Lamarck, 1822. *Thais carinifera* Lamarck. VOUCHER MATERIAL. Institute of Oceanography, Nha Trang. – University of Fisheries, Nha Trang. TMMP. Coll. J. Hylleberg. Identified by R.N. Kilburn. LITERATURE. Dautzenberg & Fischer (1905b) as *Cuma carinifera* Lamarck, 1822. Dautzenberg & Fischer (1906) as *Cuma carinifera* Lamarck. – Serène (1937). ION collection # 114 as *Cymia carinifera* Linné. ION collection as *Purpura carinifera* Lamarck.

SYNONYM. *Coralliophila orbignyana* Petit, 1851.
VOUCHER MATERIAL. Institute of Oceanography,
Nha Trang.

Coralliophila inflata (Dunker in Philippi, 1847)

LITERATURE. Nguyen Ngo Thach (2202).

Coralliophila pyriformis Kira, 1954

LITERATURE. Nguyen Ngo Thach (2202).

Hirtomurex

Coen, 1922

Hirtomurex filiaregia (Kurohara, 1959)

LITERATURE. Nguyen Ngo Thach (2202).

Latiaxis

Swainson, 1840

Latiaxis dunkeri Kuroda & Habe, 1961

LITERATURE. Nguyen Ngo Thach (2202).

Latiaxis fearnleyi Emerson & D'Attilio, 1965

LITERATURE. Nguyen Ngo Thach (2202).

Latiaxis gyratus (Hinds, 1844)

LITERATURE. Nguyen Ngo Thach (2202).

Latiaxis japonicus (Dunker, 1882)

LITERATURE. Nguyen Ngo Thach (2202).

Latiaxis lischkeana (Dunker, 1882)

LITERATURE. Nguyen Ngo Thach (2202).

Latiaxis mawae (Griffith & Pidgeon, 1834)

LITERATURE. Nguyen Ngo Thach (2202).

Latiaxis pagodus A. Adams, 1853

VOUCHER MATERIAL. University of Natural
Science, HCM City.

Latiaxis pilsbryi Hirase, 1908

LITERATURE. Nguyen Ngo Thach (2202).

Latiaxis pisorii D'Attilio & Emerson, 1980

LITERATURE. Nguyen Ngo Thach (2202).

Latiaxis purpuratus (Chenu, 1859)

LITERATURE. Nguyen Ngo Thach (2202).

Latiaxis takahashii Kosuge, 1979

LITERATURE. Nguyen Ngo Thach (2202).

Magilus Montfort, 1810

Magilus antiquus Montfort, 1810

VOUCHER MATERIAL. Institute of Oceanography,
Nha Trang. LITERATURE. Serène (1937). ION
collection, Poulo-Condore.

Magilus lamarcki (Deshayes, 1863)

OF AUTHORS. *Coralliophila lamarcki* Deshayes,
1863. VOUCHER MATERIAL. Institute of
Oceanography, Nha Trang.

Magilus maillardi (Deshayes, 1863)

OF AUTHORS. Genus *Coralliobia* H. & A. Adams,
1853. *Coralliobia maillardi* (Deshayes, 1863).
LITERATURE. Gulbin & Evseev (1997) as
Coralliobia maillardi (Deshayes). REMARKS. Not
in Vietnam. Known from the Reunion.

Magilus striatus Rüppell, 1835

OF AUTHORS. *Leptoconchus striatus*. LITERATURE.
Serène (1937). ION collection, Poulo-Condore,
as *Leptoconchus striatus* Rüppell.

Quoyula Iredale, 1912

Quoyula madreporarum (Sowerby, 1832)

OF AUTHORS. *Coralliophila madreporarum*
(Sowerby). SYNONYM. *Coralliophila neritoidea*
Lamarck. VOUCHER MATERIAL. Institute of
Oceanography, Nha Trang. – University of
Fisheries, Nha Trang. LITERATURE. Gulbin &
Evseev (1997). REMARKS. Known from Canaries,
Japan.

Rapa Röding, 1798

Rapa rapa (Linnaeus, 1758)

VOUCHER MATERIAL. University of Natural
Science, HCM City.

TURBINELLIDAE

(including Vasidae)

Afer

Conrad, 1858

Afer cumingii Reeve, 1854

LITERATURE. Nguyen Ngo Thach (2202).

Teremachia

Kuroda, 1931

Teremachia smithi (Bartsch, 1942)

LITERATURE. Nguyen Ngo Thach (2202).

Indochina and Gulf of Thailand. – Identified by Tan Koh Siang. R.N. Kilburn in Hylleberg (2000).

Thais luteostoma (Holten, 1802)

OF AUTHORS. *Purpura luteostoma*. VOUCHER MATERIAL. Institute of Oceanology, Hai Phong. Institute of Oceanography, Nha Trang. University of Fisheries, Nha Trang. LITERATURE. Serène (1937). ION collection, Gulf of Thailand, as *Purpura luteostoma* [citing the unavailable Chemnitz]. – Gulbin & Evseev (1997) as *Thais luteostoma* [citing Chemnitz]. Identified by Tan Koh Siang in Hylleberg (2000).

Thais muricina (Blainville, 1816)

OF AUTHORS. *Cronia muricina* (Blainville). VOUCHER MATERIAL. Inst. of Oceanography, Nha Trang. LITERATURE. Gulbin & Evseev (1997) as *Cronia muricina*. REMARKS. Known from Japan.

Thais pseudodiadema (Yokoyama, 1928)

OF AUTHORS. *Reishia pseudodiadema*. LITERATURE. Nguyen X. Duc *et al.* (1997) as *Reishia pseudodiadema* (Yokoyama). REMARKS. Known from Japan.

Thais rufotincta Tan & Sigurdsson, 1996

VOUCHER MATERIAL. TMMP Coll. Identified by R.N. Kilburn (Hylleberg 2001). LITERATURE. Identified by Tan Koh Siang and R.N. Kilburn in Hylleberg (2000).

Thais rugosa of authors, *non* Born, 1778

OF AUTHORS. *Murex rugosus* Linné. VOUCHER MATERIAL. Institute of Oceanography, Nha Trang. TMMP Coll. Identified by R.N. Kilburn as *Thais sacellum* (Hylleberg 2001). LITERATURE. Dawydoff (1952) as *Murex rugosus* L. – Gulbin & Evseev (1997) as *Thais rugosa* (Born). Identified by Tan Koh Siang and R.N. Kilburn in Hylleberg (2000). REMARKS. *Thais rugosa* of authors is likely based on *Thais sacellum*. Tan Koh Siang states that the taxon *rugosa* Born should correctly be assigned to *Thais*.

Thais sacellum (Gmelin, 1791)

VOUCHER MATERIAL. Kurodai Shop of Dr. Thach. REMARKS. Recorded from Ninh Thuan by Nguyen N. Thach. Identified by R. Houart.

Thais triangularis Blainville, 1832

VOUCHER MATERIAL. University of Natural Science, HCM City. REMARKS. Not in Vietnam. Known from West America.

Thais tuberosa (Röding, 1798)

OF AUTHORS. *Purpura tuberosa*. *Thais tuberosa*. *Mancinella tuberosa* (Röding, 1798). SYNONYM. *Thais pica* Blainville. VOUCHER MATERIAL. Institute of Oceanology, Hai Phong. – Institute of Oceanography, Nha Trang. – Research Institute for Aquaculture No. 3. – University of Natural Science, HCM City. – Fac. of Agriculture, Can Tho University. LITERATURE. Nguyen X. Duc *et al.* (1997). – Gulbin & Evseev (1997) as *Thais pica* Blainville. – Nguyen X. Duc (2001) as *Purpura tuberosa* (Röding).

Thais turbinoides (Blainville, 1832)

LITERATURE. Identified by R.N. Kilburn in Hylleberg (2000).

Thais virgatus (Dillwyn, 1817)

VOUCHER MATERIAL. Kurodai Shop of Dr. Thach. REMARKS. Recorded from Quang Ngai by Nguyen N. Thach. Identified by R. Houart.

Vexilla Swainson, 1840

Vexilla vexillum Gmelin, 1791

OF AUTHORS. *Purpura vexillum*. LITERATURE. Serène (1937). ION collection, Gulf of Thailand, as *Purpura vexillum* [citing the unavailable Chemnitz].

Vitularia Swainson, 1840

Vitularia miliaris (Gmelin, 1791)

LITERATURE. Nguyen Ngo Thach (2202).

CORALLIOPHILIDAE

Coralliophila H.&A. Adams, 1853

Coralliophila bulbiformis (Conrad, 1837)

SYNONYM. *Coralliophila gibbosa* Reeve, 1846. VOUCHER MATERIAL. Institute of Oceanography, Nha Trang, as *Coralliophila gibbosa*.

Coralliophila costularis (Lamarck, 1816)

LITERATURE. Nguyen Ngo Thach (2202).

Coralliophila crebrilamellosa (Sowerby, 1913)

LITERATURE. Nguyen Ngo Thach (2202).

Coralliophila erosa (Röding, 1798)

Columbarium
von Martens, 1881

Columbarium suzuki Habe & Kosuge, 1972

REMARKS. Figs. in Alf *et al.* (2000). Trawled in Central Vietnam at a depth of 150–200 m.

Vasum
Röding, 1798

Vasum ceramicum (Linnaeus, 1758)

VOUCHER MATERIAL. – Institute of Oceanography, Nha Trang. – Research Institute for Aquaculture No. 3. – TMMP Coll. Identified by R.N. Kilburn (Hylleberg 2001). LITERATURE. Identified by J. Hylleberg in Hylleberg (2000).

Vasum tubiferum (Anton, 1839)

LITERATURE. Nguyen Ngo Thach (2202).

Vasum turbinellus (Linnaeus, 1758)

SYNONYMS. *Vasum cornigera* Lamarck, 1822. *Turbinella cornigera*. VOUCHER MATERIAL. Institute of Oceanography, Nha Trang. Research Institute for Aquaculture No. 3. – University of Fisheries, Nha Trang. – University of Natural Science, HCM City. LITERATURE. Serène (1937). ION collection, Poulo-Condore, as *Turbinella cornigera* Lamarck. Gulbin & Evseev (1997). Hua Thai Tuyen (1999). – Identified by J. Hylleberg in Hylleberg (2000). REMARKS. R.N. Kilburn found it present at RIA 3.

BUCCINIDAE

Ancistrolepsis
Dall, 1895

Ancistrolepsis vietnamensis Goryachev & Sirenko, 1990

LITERATURE. Nguyen Ngo Thach (2202).

Babylonia
Schlüter, 1838

Babylonia areolata (Link, 1807)

OF AUTHORS. *Dipsacus areolatus*. *Eburna areolata*. VOUCHER MATERIAL. Institute of

Oceanology, Hai Phong. – Institute of Oceanography, Nha Trang. – Research Institute for Aquaculture No. 3. – University of Fisheries, Nha Trang. – Fac. of Agriculture, Can Tho University. LITERATURE. Dautzenberg & Fischer (1906) as *Dipsacus areolatus* (Lamarck, 1822). Serène (1937). ION collection, Gulf of Thailand, as *Dipsacus areolatus* Lamarck. ION collection as *Eburna areolata*. – Nguyen Chinh (1996) as *Babylonia areolata* (Lamarck). REMARKS. R.N. Kilburn found it present at RIA 3.

Babylonia canaliculata Schumacher, 1817

VOUCHER MATERIAL. Institute of Oceanography, Nha Trang. – University of Natural Science, HCM City. REMARKS. Not in Vietnam. Known from Horn of Africa.

Babylonia feicheni Shikama, 1973

Fig. 6, inside of cover.

VOUCHER MATERIAL. TMMP Coll. Identified by R.N. Kilburn (Hylleberg 2001). REMARKS. R.N. Kilburn found it present at RIA 3. – *B. feicheni* Shikama, 1973. Off Nha Trang. Trawled on soft bottom. Pres. to D.G. Reid (BMNH) by Nguyen Ngoc Thach, 2001. – From Luong Son, 15 km N Nha Trang. 7 August 2001. Trawled by fishermen, 10–20 m, nearshore. Leg. D.G. Reid. Figs. in Alf *et al.* (2000).

Babylonia formosa Sowerby, 1866

OF AUTHORS. *Eburna formosa*. LITERATURE. Serène (1937). ION collection, Indochina # 112 as *Eburna formosa* Sowerby

Babylonia formosae habei Altena &

Gittenberger, 1981

REMARKS. The subspecific taxon *Babylonia formosae habei* Altena & Gittenberger, 1981 is catalogued by Nguyen Ngo Thach (2202).

Babylonia lutosa (Lamarck, 1822)

OF AUTHORS. *Dipsacus lutosus* Lamarck. *Eburna lutosa*. VOUCHER MATERIAL. Institute of Oceanography as *Eburna lutosa*. – TMMP Coll. Identified by R.N. Kilburn (Hylleberg 2001). LITERATURE. Serène (1937). ION collection, Halong Bay, Tonkin, as *Dipsacus lutosus* Lamarck. REMARKS. R.N. Kilburn found it present at RIA 3.

Babylonia spirata (Linnaeus, 1758)

VOUCHER MATERIAL. University of Natural Science, HCM City.

Cantharus Röding, 1798*Cantharus cecillei* (Philippi, 1844)

VOUCHER MATERIAL. Institute of Oceanology, Hai Phong. LITERATURE. Nguyen X. Duc *et al.* (1997). Nguyen X. Duc (2001).

Cantharus fumosus (Dillwyn, 1817)

OF AUTHORS. *Lathyrus fumosus* Dillwyn. VOUCHER MATERIAL. Inst. of Ocean., Nha Trang. LITERATURE. Gulbin & Evseev (1997) as *Lathyrus fumosus* Dillwyn in family Fasciolariiidae. – Gulbin & Evseev (1997) as *Cantharus fumosus* Dillwyn. – Hua Thai Tuyen (1999).

Cantharus melanostomus (Sowerby, 1825)

LITERATURE. Nguyen Ngo Thach (2202).

Cantharus pulchra (Reeve, 1846)

LITERATURE. Nguyen Ngo Thach (2202).

Cantharus penticulatus Dunker

LITERATURE. Gulbin & Evseev (1997), placed in family Melongenidae. REMARKS. Status not known. We have only found reference to this taxon in the cited literature.

Cantharus undosus (Linnaeus, 1758)

OF AUTHORS. *Tritonidea undosa*. VOUCHER MATERIAL. Institute of Oceanography, Nha Trang. University of Fisheries, Nha Trang. – Fac. of Agriculture, Can Tho University. LITERATURE. Serène (1937). ION collection, PouloCondore, as *Tritonidea undosa* Linné. – Gulbin & Evseev (1997). – Hua Thai Tuyen (1999).

Clivipollia
Iredale, 1929

Clivipollia pulcher (Reeve, 1846)

OF AUTHORS. *Engina pulchra* (Reeve, 1846). VOUCHER MATERIAL. Institute of Oceanology, Hai Phong. LITERATURE. Nguyen X. Duc *et al.* (1997) as *Clivipollia pulchra* (Reeve). – Nguyen X. Duc (2001) as *E. punchra* (sic).

Colubraria
Schumacher, 1817

Colubraria castanea Kuroda & Habe, 1952

LITERATURE. Nguyen Ngo Thach (2202).

Colubraria muricata (Lightfoot, 1786)

LITERATURE. Nguyen Ngo Thach (2202).

Colubraria nitidula (Sowerby, 1833)

OF AUTHORS. *Charonia nitidula*. *Triton nitidulus*. VOUCHER MATERIAL. Institute of Oceanography, Nha Trang. LITERATURE. Marche-Marchad (1955b) as *Charonia nitidula* Sowerby

Colubraria obscura (Reeve, 1844)

OF AUTHORS. *Charonia obscura*. *Triton obscura*. VOUCHER MATERIAL. Institute of Oceanography, Nha Trang. LITERATURE. Marche-Marchad (1955b) as *Charonia obscura* Reeve.

Colubraria tortuosa (Reeve, 1844)

LITERATURE. Nguyen Ngo Thach (2202).

Engina
Gray, 1839

Engina armillata Reeve, 1846

VOUCHER MATERIAL. Institute of Oceanography, Nha Trang.

Engina contracta (Reeve, 1846)

VOUCHER MATERIAL. Institute of Oceanology, Hai Phong.

Engina curtisiana (E.A. Smith, 1844)

SYNONYM. *Engina sinensis* Melvill. VOUCHER MATERIAL. Institute of Oceanography, Nha Trang as *Engina sinensis*.

Engina histrio (Reeve, 1846)

OF AUTHORS. *Enzinopsis histrio* Reeve. VOUCHER MATERIAL. University of Fisheries, Nha Trang.

Engina lineata (Reeve, 1846)

VOUCHER MATERIAL. Institute of Oceanography, Nha Trang. LITERATURE. Gulbin & Evseev (1997)

Engina mendicaria (Linnaeus, 1758)

VOUCHER MATERIAL. Institute of Oceanography, Nha Trang. LITERATURE. Nguyen Ngo Thach (2202). REMARKS. Nguyen Ngo Thach states that *Engina mendicaria* is a valid species and illustrated in many shell books

Engina trifasciata (Reeve, 1846)

VOUCHER MATERIAL. Institute of Oceanography, Nha Trang.

Engina zonalis (Lamarck, 1822)

SYNONYM. *Engina zonata* (Reeve, 1846). VOUCHER MATERIAL. Institute of Oceanography, Nha Trang as *Engina zonata*. LITERATURE. Hua Thai Tuyen (1999). ION collection, Con Dao as *Engina zonalis* (Lamarck).

Metula H. & A. Adams, 1853

Metula mitrella Adams and Reeve, 1849

VOUCHER MATERIAL. Institute of Oceanology, Hai Phong.

Nassaria Link, 1807

Nassaria acuminata (Reeve, 1844)

VOUCHER MATERIAL. Institute of Oceanology, Hai Phong. – Research Inst. for Aquaculture No. 3. REMARKS. R.N. Kilburn found it present at RIA 3.

Nassaria pusilla (Röding, 1798)

SYNONYM. – *Nassaria multiplicata* Sowerby, 1859. VOUCHER MATERIAL. Institute of Oceanology, Hai Phong as *Nassaria multiplicata*. Research Institute for Aquaculture No. 3. REMARKS R.N. Kilburn found *Nassaria pusilla* present at RIA 3.

Nassaria recurva Sowerby, 1859

LITERATURE. Nguyen Ngo Thach (2202).

Nassaria suturalis (A. Adams, 1835)

VOUCHER MATERIAL. Institute of Oceanology, Hai Phong. – Institute of Oceanography, Nha Trang.

Phos Montfort, 1810

Phos roseatus (Hinds, 1844)

VOUCHER MATERIAL. Institute of Oceanology, Hai Phong.

Phos senticosus (Linnaeus, 1758)

OF AUTHORS. *Siphonalia senticosus*. VOUCHER MATERIAL. Institute of Oceanology, Hai Phong. Institute of Oceanography, Nha Trang. Research Institute for Aquaculture No. 3. – University of Fisheries, Nha Trang. – University of Natural Science, HCM City. LITERATURE. Serène (1937). ION collection, Poulo-Condore. REMARKS. R.N. Kilburn found it present at RIA 3. – From Luong Son, 15 km N Nha Trang. 7 August 2001. Trawled by fishermen, 10–20 m, nearshore. Leg. D.G. Reid.

Pisania Bivona, 1832

Pisania ignea (Gmelin, 1791)

VOUCHER MATERIAL. Institute of Oceanology, Hai Phong.

Pollia Gray in Sowerby, 1834

Pollia rubiginosa (Reeve, 1846)

OF AUTHORS. *Cantharus rubiginosus*. *Pisania rubiginosa* (Reeve, 1846). SYNONYMS. *Buccinum fumosum* Solander in Dillwyn, 1817. *Cantharus fumosus* D. var *rubiginosus* R. VOUCHER MATERIAL. Institute of Oceanography, Nha Trang as *Pisania rubiginosa*. LITERATURE. Dautzenberg & Fischer (1905b) as *Cantharus fumosus* var. *rubiginosa* (Reeve, 1846).

Siphonalia A. Adams, 1863

Siphonalia fusiodes Reeve, 1846

VOUCHER MATERIAL. University of Natural Science, HCM City.

Siphonalia marybethi Parth, 1996

LITERATURE. Nguyen Ngo Thach (2202).

Siphonalia signa Reeve, 1846

VOUCHER MATERIAL. University of Natural Science, HCM City.

Siphonalia spadicea Reeve, 1847

VOUCHER MATERIAL. University of Fisheries, Nha Trang.

Siphonalia varicosus Chemnitz, 1777

LITERATURE. Nguyen Ngo Thach (2202).

COLUMBELLIDAE

Anachis

H. & A. Adams, 1853

Anachis lyrata (Sowerby, 1832)

OF AUTHORS. *Columbella lyrata* Sowerby, 1832. VOUCHER MATERIAL. Institute of Oceanology, Nha Trang, as *Columbella lyrata*. REMARKS. Known from Central America.

Anachis troglodytes (Sowerbie in Sowerbie & Montrouzier, 1866)

OF AUTHORS. *Columbella troglodytes*. VOUCHER MATERIAL. Institute of Oceanology, Nha Trang.

Columbella Lamarck, 1799

There are no true *Columbella* in the Indo-Pacific; name once used for all columbellids

Columbella michanu

LITERATURE. Serène (1937). ION collection, Nha Trang. REMARKS. Status not known. Only seen in the cited literature.

Columbella tankervillei Hervier, 1899

VOUCHER MATERIAL. Institute of Oceanography, Nha Trang. REMARKS. Not in Vietnam. Known from New Caledonia.

Euplica Dall, 1889*Euplica scripta* (Lamarck, 1822)

OF AUTHORS. *Columbella scripta*. *Pyrene scripta*. SYNONYMS. *Columbella versicolor* Sowerby, 1832. *Euplica versicolor* (Sowerby). *Pyrene versicolor* (Sowerby). VOUCHER MATERIAL. Institute of Oceanology, Hai Phong. – Institute of Oceanography, Nha Trang. – Research Institute for Aquaculture No. 3. – University of Fisheries, Nha Trang. – University of Natural Science, HCM City.

LITERATURE. Nguyen X. Duc *et al.* (1997) as *Euplica versicolor* (Sowerby). – Gulbin & Evseev (1997) as *Pyrene scripta* (Lamarck). Gulbin & Evseev (1997) as *Pyrene versicolor* (Sowerby). – Hua Thai Tuyen (1999). – Nguyen X. Duc (2001) as *Columbella versicolor*. REMARKS. R.N. Kilburn found it present at RIA 3.

Euplica turturina (Lamarck, 1822)

OF AUTHORS. *Columbella turturina*.

VOUCHER MATERIAL. Institute of Oceanography, Nha Trang.

LITERATURE. Serène (1937). ION collection as *Columbella turturina* Lamarck

Euplica varians (Sowerby, 1832)

OF AUTHORS. *Columbella varians*. *Pyrene varians*. VOUCHER MATERIAL. Institute of Oceanography, Nha Trang. – TMMP Coll. Identified by R.N. Kilburn (Hylleberg 2001). LITERATURE. Identified by R.N. Kilburn in Hylleberg (2000). REMARKS. Originally *Euplica* was described by Dall as a subgenus of *Pyrene*.

Graphicomassa Iredale, 1929*Graphicomassa ?albina* (Kiener, 1841)

OF AUTHORS. *Mitrella albina* (Kiener, 1841). VOUCHER MATERIAL. TMMP Coll. Identified by

Kilburn as *Mitrella ?albina* (Hylleberg 2001).

Graphicomassa hanleyi (Duclos, 1840)

OF AUTHORS. *Astyris hanleyi* Duclos. *Pyrene hanleyi*. VOUCHER MATERIAL. Inst. of Oceanography, Nha Trang as *Pyrene hanleyi*. Institute of Oceanography, Nha Trang as *Pyrene ligula*.

Graphicomassa iodostoma (Gaskoin, 1852)

OF AUTHORS. *Anachis iodostoma* Gaskoin, 1852. *Pyrene iodostoma*. VOUCHER MATERIAL. Institute of Oceanography, Nha Trang, as *Pyrene iodostoma*. LITERATURE. Gulbin & Evseev (1997) as *Pyrene iodostoma*.

Graphicomassa ligula (Duclos, 1840)

OF AUTHORS. *Mitrella ligula*. *Pyrene ligula*. VOUCHER MATERIAL. Institute of Oceanography, Nha Trang as *Pyrene ligula*.

Indomitrella Oostingh, 1940*Indomitrella conspersa* (Gaskoin, 1852)

OF AUTHORS. *Mitrella conspersa*. *Pyrene conspersa*. VOUCHER MATERIAL. Institute of Oceanography, Nha Trang. REMARKS. Known from the Pacific.

Indomitrella puella (Sowerby, 1844)

OF AUTHORS. *Columbellopsis puella*. *Pyrene puella*. VOUCHER MATERIAL. Institute of Oceanology, Hai Phong. LITERATURE. Nguyen X. Duc *et al.* (1997) as *Columbellopsis puella* (Sowerby). – Identified by R.N. Kilburn as *Indomitrella puella* (Sowerby, 1844) in Hylleberg (2000).

Indomitrella undulata (Schepman, 1911)

OF AUTHORS. *Columbella undulata*. VOUCHER MATERIAL. Institute of Oceanography, Nha Trang.

Mitrella Risso, 1826*Mitrella alabastrum* (Reeve, 1959)

VOUCHER MATERIAL. Crude Oil Safety Center, HCM City.

Mitrella bicincta (Gould, 1860)

OF AUTHORS. *Pyrene bicincta*. SYNONYM. *Pyrene dunkeri* Tryon, 1883. VOUCHER MATERIAL. Institute of Oceanology, Hai Phong. – Institute of Oceanography, Nha Trang as *Pyrene dunkeri*. LITERATURE. Nguyen X. Duc *et al.* (1997) as *Mitrella bicincta* (Gould)

Mitrella essingtonensis (Reeve, 1859)

OF AUTHORS. *Pyrene essingtonensis*. VOUCHER MATERIAL. Institute of Oceanography, Nha Trang. LITERATURE. Gulbin & Evseev (1997) as *Pyrene essingtonensis* Reeve

Mitrella intexta (Gaskoin, 1852)

OF AUTHORS. *Pyrene intexta* Gaskoin, 1852 VOUCHER MATERIAL. Institute of Oceanography, Nha Trang. REMARKS. Not in Vietnam. Australian species.

Mitrella venulata (Sowerby, 1894)

OF AUTHORS. *Pyrene venulata*. VOUCHER MATERIAL. Institute of Oceanology, Hai Phong.

Pyrene Röding, 1798

Pyrene flava (Bruguière, 1789)

LITERATURE. Nguyen Ngo Thach (2202).

Pyrene ocellata (Link, 1807)

OF AUTHORS. *Columbella ocellata*. SYNONYMS. *Columbella fulgurans* Lamarck. *Pyrene fulgurans* Lamarck. VOUCHER MATERIAL. Institute of Oceanography, Nha Trang. – Research Institute for Aquaculture No. 3. – TMMP Coll. Identified by R.N. Kilburn (Hylleberg 2001). LITERATURE. Serène (1937). ION collection as *Columbella fulgurans* Lamarck. – Gulbin & Evseev (1997) as *Pyrene fulgurans* Lamarck. REMARKS. R.N. Kilburn found it present at RIA 3.

Pyrene punctata (Bruguière, 1789)

OF AUTHORS. *Columbella punctata*. VOUCHER MATERIAL. Research Institute for Aquaculture No. 3. LITERATURE. Gulbin & Evseev (1997). – Hua Thai Tuyen (1999).

Pyrene splendidula (Sowerby, 1894)

OF AUTHORS. *Columbella splendidula*. LITERATURE. Gulbin & Evseev (1997). – Hua Thai Tuyen (1999).

Pyrene testudinaria (Link, 1807)

OF AUTHORS. *Columbella testudinaria*. SYNONYMS. *Pyrene testudinaria tylerae* (Griffith & Pidgeon). *Columbella pardalina* Lamarck. *Pyrene pardalina* Lamarck. VOUCHER MATERIAL. Institute of Oceanography, Nha Trang. LITERATURE. Nguyen X. Duc *et al.* (1997) as *Pyrene testudinaria tylerae* (Griffith & Pidgeon). – Gulbin & Evseev (1997) as *Pyrene pardalina* Lamarck. – Nguyen X. Duc (2001)

NASSARIIDAE

Hebra

H. & A. Adams, 1853

Hebra horrida (Dunker, 1847)

OF AUTHORS. *Nassa horrida*. *Nassarius horridus*. Subgenus (*Hebra*). SYNONYMS. *Nassarius muricatus* (Quoy et Gaimard, 1833). *Nassa muricata*. VOUCHER MATERIAL. Institute of Oceanography, Nha Trang as *N. muricata*. Institute of Oceanography, Nha Trang. LITERATURE. Serène (1937). ION collection, Poulo-Condore, as *Nassa muricata* Quoy & Gaimard. – Marche-Marchad (1955a) Nha Trang, as *Nassa muricata*. – Marche-Marchad (1955a) Nha Trang, as *Nassa horrida*.

Nassarius

Duméril, 1806

Nassarius acuminatus (Marrat, 1880)

VOUCHER MATERIAL. Research Institute for Aquaculture No. 3. REMARKS. R.N. Kilburn found it present at RIA 3.

Nassarius ?acuticostus (Montrouzier in Souverbie & Montrouzier, 1864)

LITERATURE. Identified by R.N. Kilburn in Hylleberg (2000).

Nassarius albescens (Dunker, 1846)

OF AUTHORS. *Nassa albescens*. Subgenus (*Niotha*). SYNONYMS. *Nassa baguenai* Mari, 1934. – *Nassarius retecosa* (Adams, 1851). *Nassa retecosa*. VOUCHER MATERIAL. Institute of Oceanography, Nha Trang. – University of Fisheries, Nha Trang. LITERATURE. Marche-Marchad (1955a) Paracels and Nha Trang as *Nassa albescens*. – Marche-Marchad (1955a) Poulo-Condore and Nha Trang as *Nassa reticosa* Adams, 1851

Nassarius arcularia Linnaeus, 1758

OF AUTHORS. *Nassa arcularia*. *Nassarius arcularia* Lamarck, 1799. Subgenus (*Nassa*). VOUCHER MATERIAL. Inst. of Ocean., Nha Trang. LITERATURE. Serène (1937). ION collection, Nha Trang, as *Nassa arcularia* Linné. ION collection Tonkin # 616; Field notes # 799. Marche-Marchad (1955a) Nha Trang as *Nassa arcularia*.

Nassarius bellulus (A. Adams, 1852)

SYNONYMS. *Nassa nana*. *Nassarius nana* A. Adams, 1851. LITERATURE. Serène (1937). ION collection, Cochinchina, as *Nassa nana* Adams. Marche-Marchad (1955a) as *Nassa nana* Adams. REMARKS. Marche-Marchad: not recorded in Indochina

Nassarius bimaculosa (A. Adams, 1852)

OF AUTHORS. *Plicarcularia bimaculosa*. VOUCHER MATERIAL. University of Fisheries, Nha Trang.

Nassarius castus (Gould, 1850)

SYNONYM. *Nassarius kiiensis* Kira, 1959. VOUCHER MATERIAL. Institute of Oceanology, Hai Phong as *Nassarius kiiensis*. – Crude Oil Safety Center, HCM City as *Nassarius kiiensis*. LITERATURE. Nguyen X. Duc *et al.* (1997) as *Zeuxis castus* (Gould). – Nguyen X. Duc (2001) as *N. kiiensis* Kuroda

Nassarius clathratus (Lamarck, 1822) *non* Born, 1778 = *N. conoidalis*.

OF AUTHORS. Subgenus (*Niotha*). VOUCHER MATERIAL. Institute of Oceanology, Hai Phong.

Nassarius comptus (A. Adams, 1852)

VOUCHER MATERIAL. TMMP Coll. Identified by R.N. Kilburn (Hylleberg 2001).

Nassarius concinnus (Powys, 1835)

OF AUTHORS. *Nassarius concinna*. *Nassa concinna*. *Zeuxis concinnus*. Subgenus (*Hima*). VOUCHER MATERIAL. Institute of Oceanology, Hai Phong. – Institute of Oceanography, Nha Trang. LITERATURE. Marche-Marchad (1955a) Paracels and Nha Trang as *Nassa concinna* (Powys). Nguyen X. Duc *et al.* (1997) as *Zeuxis concinnus* (Powys). – Nguyen X. Duc (2001). REMARKS. Known from the Pacific.

Nassarius conoidalis (Deshayes, 1832)

OF AUTHORS. *Niotha conoidalis*. Subgenus (*Niotha*). SYNONYMS. *Nassarius cumingii* (A. Adams, 1852). *Niotha cumingii*. VOUCHER MATERIAL. Res. Insti. for Aquaculture No. 3. Univ. of Fish., Nha Trang as *Nassarius cumingii*. TMMP Coll. ID by R.N. Kilburn (Hylleberg 2001). LITERATURE. Nguyen X. Duc *et al.* (1997) as *Niotha conoidalis* (Deshayes in Belanger). ID by R.N. Kilburn and D.G. Reid in Hylleberg (2000). REMARKS. R.N. Kilburn found it present at RIA 3. – From Luong Son, 15 km N Nha Trang. 7 August 2001. Trawled by fishermen,

10–20 m, nearshore. Leg. D.G. Reid as *Niotha conoidalis*. – From refuse beneath fishing wharf, Danang, 4 August 2001. Leg. D.G. Reid.

Nassarius coronatus (Bruguière, 1789)

OF AUTHORS. *Buccinum coronatum* Bruguière, 1789. *Nassa coronatus*. Subgenus (*Nassa*). SYNONYMS. *Nassarius bronni* Philippi. *Nassa bronni* Philippi. VOUCHER MATERIAL. Institute of Oceanography, Nha Trang. – University of Natural Science, HCM City. LITERATURE. Dautzenberg & Fischer (1905b) as *Nassa coronata* Bruguière, 1789. – Serène (1937). ION collection, Tonkin, as *Nassa coronata* Bruguière. Serène (1937). ION collection, Poulo-Condore, as *Nassa bronni* Philippi. – Marche-Marchad (1955a) Nha Trang, as *Nassa coronatus*. Identified by Nguyen Chinh in Hylleberg (2000).

Nassarius coronulus (A. Adams, 1852)

VOUCHER MATERIAL. Research Institute for Aquaculture No. 3. REMARKS. Known from the Indian Ocean.

Nassarius crematus (Hinds, 1844)

LITERATURE. Nguyen Ngo Thach (2202).

Nassarius crenulatus (Lamarck, 1822) *non*

Bruguière, 1789 = *N. scalaris* (A. Adams, 1852) OF AUTHORS. *Zeuxis crenulatus*. VOUCHER MATERIAL. Research Institute for Aquaculture No. 3. – University of Fisheries, Nha Trang.

Nassarius dorsatus (Röding, 1798)

OF AUTHORS. *Zeuxis dorsatus*. VOUCHER MATERIAL. Research Institute for Aquaculture No. 3. University of Fisheries, Nha Trang. – University of Natural Science, HCM City.

Nassarius echinatus (A. Adams, 1852)

LITERATURE. Nguyen Ngo Thach (2202).

Nassarius elegans (Kiener, 1834) *non* Sowerby, 1822 = *Nassarius comptus* (A. Adams, 1852).

OF AUTHORS. *Nassa elegans*. Subgenus (*Alectryon*). VOUCHER MATERIAL. Institute of Oceanography, Nha Trang, as *Nassarius elegans*. LITERATURE. Marche-Marchad (1955a) Poulo-Condore and Nha Trang.

Nassarius festivus (Powys, 1835)

OF AUTHORS. Subgenus (*Niotha*). LITERATURE. Identified by D.G. Reid in Hylleberg (2000).

Nassarius fissilabris (A. Adams, 1852)

OF AUTHORS. *Niotha fissilabris*. VOUCHER MATERIAL. University of Fisheries, Nha Trang.

Nassarius frederici (Melvill & Standen, 1901)

VOUCHER MATERIAL. Institute of Oceanography, Nha Trang. REMARKS. Known from Pakistan.

Nassarius fretorum (Melvill & Standen, 1899)

OF AUTHORS. Subgenus (*Niotha*).

SYNONYMS. *Nassarius pusio* Adams, 1851. *Nassa pusio* Adams, 1851.

LITERATURE. Marche-Marchad (1955a) Nha Trang as *Nassa pusio* Adams, 1851.

Nassarius gaudiosus (Hinds, 1844)

VOUCHER MATERIAL. Institute of Oceanology, Hai Phong. LITERATURE. Gulbin & Evseev (1997). REMARKS. Known from the Pacific.

Nassarius gemmulatus (Lamarck, 1822)

OF AUTHORS. *Nassa gemmulata*. *Nassarius gemmulatus* (sic). Subgenus (*Niotha*). VOUCHER MATERIAL. Institute of Oceanology, Hai Phong. Inst. of Oceanography, Nha Trang. University of Fisheries, Nha Trang. – Fac. of Agriculture, Can Tho University. LITERATURE. Serène (1937). ION collection, Annam, as *Nassa gemmulata* Lamarck. – Marche-Marchad (1955a) Nha Trang as *Nassa gemmulata* Lamarck. – Nguyen X. Duc (2001) as *N. gemulatus* (sic). REMARKS. Known from Australia.

Nassarius glans (Linnaeus, 1758)

OF AUTHORS. *Nassa glans*. Subgenus (*Alectryon*). SYNONYM. *Nassarius suturalis* Lamarck. VOUCHER MATERIAL. Institute of Oceanography, Nha Trang. – University of Natural Science, HCM City. LITERATURE. Marche-Marchad (1955a) Nha Trang as *Nassa glans*.

Nassarius globosa (Quoy & Gaimard, 1832)

OF AUTHORS. *Plicarcularia globosa*. VOUCHER MATERIAL. University of Fisheries, Nha Trang.

Nassarius graniferus (Kiener, 1834)

OF AUTHORS. *Nassa granifera*. Subgenus (*Arcularia*). VOUCHER MATERIAL. Institute of Oceanology, Hai Phong. – Institute of Oceanography, Nha Trang. LITERATURE. Marche-Marchad (1955a), Nha Trang, as *Nassa granifera*. REMARKS. Known from the Pacific.

Nassarius haldemanni (Dunker, 1847)

OF AUTHORS. Subgenus (*Zeuxis*). SYNONYM. *Nassarius sertulus* (A. Adams, 1852). VOUCHER MATERIAL. Institute of Oceanology, Hai Phong, as *Nassarius sertulus*. REMARKS. Known from Japan.

Nassarius hirtus (Kiener, 1834)

OF AUTHORS. Subgenus (*Alectryon*). VOUCHER MATERIAL. Institute of Oceanology, Hai Phong. Institute of Oceanography, Nha Trang. REMARKS. Not in Vietnam. Hawaii and Polynesia.

Nassarius jacksonianus

(Quoy & Gaimard, 1833)

VOUCHER MATERIAL. University of Natural Science, HCM City. LITERATURE. Identified by R.N. Kilburn in Hylleberg (2000). REMARKS. Known from the Indian Ocean.

Nassarius leptospira (A. Adams, 1851)

OF AUTHORS. *Nassa leptospira*. *Plicarcularia leptospira*. Subgenus (*Arcularia*). SYNONYM. *Arcularia cancellata* A. Adams, 1881. VOUCHER MATERIAL. University of Fisheries, Nha Trang. LITERATURE. Serène (1937). ION collection, Thailand, as *Nassa leptospira* A. Adams. Marche-Marchad (1955a) as *Nassa leptospira* A. Adams. REMARKS. Marche-Marchad: not recorded in Indochina.

Nassarius limnaeiformis (Dunker, 1847)

VOUCHER MATERIAL. Research Institute for Aquaculture No. 3. REMARKS. R.N. Kilburn found it present at RIA 3.

Nassarius livescens (Philippi, 1849)

OF AUTHORS. *Niotha livescens*. SYNONYMS. *Nassarius deshayesi* (Homb. & Jacq.) = Rousseau, 1854. – *Nassarius kieneri* (Deshayes, 1863). *Nassa kieneri*. – *Nassa margaritifera* Reeve, 1853 non Dunker. – *Nassa marginulata* Reeve, 1853. – *Nassarius provulgata* Fischer. *Nassa provulgata*. – *Nassarius seclusa* Fischer, 1891. *Nassa seclusa* (sic) Fischer, Dautzenberg & Fischer, 1905. VOUCHER MATERIAL. Institute of Oceanology, Hai Phong as *Nassarius kieneri*. Institute of Oceanography, Nha Trang as *Nassarius deshayesi*. – Research Institute for Aquaculture No. 3. LITERATURE. Dautzenberg & Fischer (1905b) as *Nassa seclusa* Fischer, 1891. – Serène (1937): ION collection, Tourane, as *Nassa kieneri* Deshayes. – ION collection, Gulf of Thailand, as *Nassa marginulata* Reeve. ION collection, Gulf of Thailand, as *Nassa provulgata* Fischer. – ION collection, Halong Bay (Tonkin) as *Nassa secula* Fischer. – ION collection, Poulo-Condore, as *Nassa seclina* (sic) Fischer. – ION collection, Gulf of Thailand,

as *Nassa seclusa* Fischer. – Marche-Marchad (1955a) Nha Trang, as *Nassa kieneri* Deshayes. REMARKS. R.N. Kilburn found it present at RIA 3. – Among refuse beneath fishing wharf, Danang. 4 August 2001. Leg. D.G. Reid as *Niotha livescens*. – From Luong Son, 15 km N Nha Trang. 7 August 2001. Trawled by fishermen, 10–20 m, nearshore. Leg. D.G. Reid.

Nassarius luridus (Gould, 1850)

OF AUTHORS. *Nassa lurida*. Subgen. (*Alectryon*). SYNONYM. *Nassarius graphitera* Rousseau, 1854. VOUCHER MATERIAL. Institut. of Oceanography, Nha Trang. LITERATURE. Serène (1937). ION collection, Ha Long Bay (Tonkin) as *Nassa graphitera* Beck. – Marche-Marchad (1955a) Puolo–Condore and Nha Trang as *Nassa lurida*.

Nassarius margaritifera (Dunker, 1847)

OF AUTHORS. *Zeuxis margaritifera*. *Nassa margaritifera*. Subgenus (*Niotha*). SYNONYMS. *Nassa costellifera* Adams & Reeve, 1853. *Nassa provulgata* Fischer, 1891. VOUCHER MATERIAL. Institute of Oceanology, Hai Phong. LITERATURE. Marche-Marchad (1955a) Nha Trang as *Nassa margaritifera*. – Nguyen X. Duc *et al.* (1997) as *Zeuxis margaritifera* (Dunker). – Nguyen X. Duc (2001) as *Nassarius margaritifera*

Nassarius marmoreus (Adams, 1851)

OF AUTHORS. *Nassa marmorea*. Subgenus (*Alectryon*) or (*Alectrion*). VOUCHER MATERIAL. Institute of Oceanology, Hai Phong. – Institute of Oceanography, Nha Trang. LITERATURE. Marche-Marchad (1955a) Tourane as *Nassa marmorea*. REMARKS. Not in Vietnam. Known from Persian Gulf and Arabian Sea.

Nassarius mendicus (Gould, 1849)

VOUCHER MATERIAL. University of Natural Science, HCM City as *Nassarius mendica*. REMARKS. Not in Vietnam. Known from Northwestern America.

Nassarius mitralis (Adams, 1852)

OF AUTHORS. Genus *Tarazeuxis* Iredale, 1936 [nom. nud.]. *Tarazeuxis mitralis* (A. Adams). VOUCHER MATERIAL. University of Fisheries, Nha Trang as *Tarazeuxis mitralis* (A. Adams). LITERATURE. Identified by R.N. Kilburn in Hylleberg (2000).

Nassarius mucronatus (Adams, 1851)

OF AUTHORS. *Nassa mucronata*. Subgenus

(*Alectryon*). LITERATURE. Marche-Marchad (1955a) Nha Trang as *Nassa mucronata* Adams.

Nassarius nodiferus (Powys, 1835)

OF AUTHORS. *Nassa nodifera*. Subgenus (*Niotha*) or (*Nassa*). VOUCHER MATERIAL. TMMP Coll. Identified by R.N. Kilburn as *Nassarius nodifer* (Hylleberg 2001). LITERATURE. Identified by D.G. Reid and R.N. Kilburn in Hylleberg (2000). Marche-Marchad (1955a) Nha Trang, as *Nassa nodifera* Powis

Nassarius olivaceus (Bruguière, 1789)

OF AUTHORS. *Buccinum olivaceum*. *Nassa olivacea*. Subgenus (*Zeuxis*). Subgenus (*Alectryon*). SYNONYMS. *Nassa taenia* [*taenia* is a noun]. *Nassarius taenius* (Gmelin, 1791). VOUCHER MATERIAL. Institute of Oceanology, Hai Phong. – Institute of Oceanography, Nha Trang, as *Nassa taenia*. – Research Institute for Aquaculture No. 3. – University of Fisheries, Nha Trang. LITERATURE. Serène (1937): ION collection. Gulf of Thailand, as *Nassarius olivaceum* Bruguière. ION collection, Gulf of Thailand, as *Nassa taenia*. – Marche-Marchad (1955a), Tourane, as *Nassa taenia*. – Identified by D.G. Reid in Hylleberg (2000). REMARKS. R.N. Kilburn found it present at RIA 3.

Nassarius papillosus (Linnaeus, 1758)

Fig. of live animal page 11.

OF AUTHORS. *Nassa papillosa*. Subgenus (*Alectryon*). VOUCHER MATERIAL. Institute of Oceanography, Nha Trang. LITERATURE. Marche-Marchad (1955a) Paracels and Nha Trang as *Nassa papillosa*

Nassarius pauperus (Gould, 1850)

OF AUTHORS. *Hima pauperus*. *Nassa paupera*. Subgenus (*Hima*). SYNONYMS. *Nassarius dermestinus* (Gould, 1860). – *Nassarius tringa* Souverbie, 1864. VOUCHER MATERIAL. Institute of Oceanology, Hai Phong as *Nassarius dermestinus*. Institute of Oceanography, Nha Trang, as *Nassarius tringa*. LITERATURE. Nguyen X. Duc *et al.* (1997) as *Hima pauperus* (Gould). Marche-Marchad (1955a) Nha Trang as *Nassa paupera*. – Nguyen X. Duc (2001) as *N. demestinus* (sic).

Nassarius plicatellus (A. Adams, 1851).

SYNONYMS. *Nassarius nivea* A. Adams, 1851. *Nassa nivea*. *Engina nivea* Gmelin. VOUCHER

- MATERIAL. Institute of Oceanography, Nha Trang as *Engina nivea* Gmelin. LITERATURE. Serène (1937). ION collection, Cambodia, as *Nassa nivea* A. Adams. – Marche-Marchad (1955a) as *Nassa nivea*. REMARKS. *Engina nivea* Gmelin is probably = *Nassaria nivea* = *Nassarius plicatellus* of Namibia and west coast S. Africa.
- Nassarius pullus*** (Linnaeus, 1758)
OF AUTHORS. Subgenus (*Plicarcularia*). SYNONYM. *Nassa thersites*. VOUCHER MATERIAL. Institute of Oceanology, Hai Phong. – Research Institute for Aquaculture No. 3. – Institute of Oceanography, Nha Trang. – University of Fisheries, Nha Trang. – University of Natural Science, HCM City. LITERATURE. Serène (1937). ION collection, Gulf of Thailand, as *Nassa thersites* Bruguière. – Gulbin & Evseev (1997). – Identified by D.G. Reid in Hylleberg (2000). REMARKS. R.N. Kilburn found it present at RIA 3.
- Nassarius punctatus*** (Adams, 1851)
OF AUTHORS. *Nassa punctata*. Subgenus (*Alectryon*). LITERATURE. Marche-Marchad (1955a) Paracels and Nha Trang as *Nassa punctata*
- Nassarius quadrasi*** (Hidalgo, 1904)
OF AUTHORS. *Niotha quadrasi*. REMARKS. Collected at north end of My Khe Beach, Danang. 4 August 2001. Fishermen's sorting area on beach. From drag nets or inshore trawling. Leg. D.G. Reid as *Niotha quadrasi*.
- Nassarius reeveanus*** (Dunker, 1847)
SYNONYMS. *Nassarius gaudiosa* Hinds var. *punctata* A. Adams, 1852, non Kiener, 1834 = *N. reeveanus* (Dunker, 1847). – *Nassa luctosa*. *Nassarius luctosus* (Adams, 1851). VOUCHER MATERIAL. Institute of Oceanology, Hai Phong. Institute of Oceanography, Nha Trang as *Nassarius granosa* (sic) H. var *punctata* A.A. LITERATURE. Marche-Marchad (1955a) Cam-Ranh as *Nassa luctosa* Adams, 1851
- Nassarius reticulatus*** (Linnaeus, 1758)
OF AUTHORS. Subgenus (*Alectryon*). SYNONYM. *Nassarius hepaticus* (Pulteney) = *Nassarius reticulatus* (Linnaeus, 1758). VOUCHER MATERIAL. Institute of Oceanology, Hai Phong as *Nassarius hepaticus*. REMARKS. Not in Vietnam. European species.
- Nassarius scalaris*** (Adams, 1851)
OF AUTHORS. *Nassa scalaris*. Subgenus (*Alectryon*). VOUCHER MATERIAL. Institute of Oceanography, Nha Trang. LITERATURE. Marche-Marchad (1955a) Tourane as *Nassa scalaris*.
- Nassarius scalariformis*** A. Adams, 1852
LITERATURE. Nguyen Ngo Thach (2202).
- Nassarius shacklefordi***
(Melvill & Standen, 1896)
VOUCHER MATERIAL. Institute of Oceanography, Nha Trang.
- Nassarius siquijorensis*** (A. Adams, 1852)
OF AUTHORS. *Nassa siquijorensis*. *Zeuxis siquijorensis*. Subgenus (*Zeuxis*) or (*Alectryon*). SYNONYMS. *Buccinum olivaceum* var. Eydoux & Souleyet, 1852. – *Nassarius canaliculata* (Lamarck, 1822) non Gmelin, 1791 = *N. siquijorensis* (A. Adams, 1852). *Nassa canaliculata*. VOUCHER MATERIAL. Institute of Oceanology, Hai Phong. – Research Institute for Aquaculture No. 3. Institute of Oceanography, Nha Trang, as *Nassarius canaliculata*. LITERATURE. Serène (1937). ION collection, Annam, as *Nassa siquijorensis* A. Adams. Marche-Marchad (1955a), Nha Trang, as *Nassa siquijorensis*. – Marche-Marchad (1955a) Tourane and Nha Trang, as *Nassa canaliculata*. Nguyen X. Duc *et al.* (1997) as *Zeuxis siquijorensis* (A. Adams). – Nguyen X. Duc (2001). REMARKS. R.N. Kilburn found it present at RIA 3. – Collected at north end of My Khe Beach, Danang. 4 August 2001. Fishermen's sorting area on beach. From drag nets or inshore trawling. Leg. D.G. Reid as *Zeuxis siquijorensis*. Among refuse beneath fishing wharf, Danang. 4 August 2001. Leg. D.G. Reid.
- Nassarius splendidulus*** (Dunker, 1846)
OF AUTHORS. *Nassa splendidula*. Subgenus (*Niotha*). SYNONYM. *Nassa densigranata* Reeve, 1853. – *Nassarius stigmara* (A. Adams, 1852). VOUCHER MATERIAL. Institute of Oceanology, Hai Phong, as *Nassarius stigmara*. – Institute of Oceanography, Nha Trang. LITERATURE. Marche-Marchad (1955a), Paracels and Nha Trang, as *Nassa splendidula*. REMARKS. Not in Vietnam. Known from New Caledonia. Species in need of verification.
- Nassarius stolatus*** (Gmelin, 1791)
OF AUTHORS. *Nassa stolata*. Subgenus (*Hima*).

SYNONYMS. *Buccinum ornatum* Kiener, 1835. *Nassa ornata*. *Nassarius ornatum*. VOUCHER MATERIAL. Institute of Oceanography, Nha Trang. TMMP Coll. Identified by R.N. Kilburn (Hylleberg 2001). LITERATURE. Serène (1937). ION collection, Thailand, as *Nassa stolata* Gmelin. ION collection, Thailand as *Nassarius ornatum* Kiener. – Marche-Marchad (1955a) Tourane as *Nassa stolata* Gmelin

Nassarius succinctus (A. Adams, 1852)

OF AUTHORS. *Nassa succincta*. *Zeuxis succinctus*. LITERATURE. Nguyen X. Duc *et al.* (1997) as *Zeuxis succinctus* (A. Adams). – Nguyen X. Duc (2001) as *Nassa succincta* A. Adams in family Nassidae

Nassarius sufflatus (Gould, 1860)

OF AUTHORS. *Nassarius picta* Dunker, 1846 [invalid]. *Nassa picta* [invalid]. Subgenus (*Alectrion*). VOUCHER MATERIAL. Institute of Oceanology, Hai Phong. Institute of Oceanography, Nha Trang as *Nassa picta* (invalid). LITERATURE. Serène (1937). ION collection, Halong Bay (Tonkin), as *Nassa picta* Dunker (invalid).

Nassarius thersites Bruguière, 1789

OF AUTHORS. *Nassa thersites*. *Arcularia thersites*. Subgenus (*Arcularia*). LITERATURE. Marche-Marchad (1955a) Nha Trang, as *Nassa thersites*

Nassarius velatus (Gould, 1850)

VOUCHER MATERIAL. Research Institute for Aquaculture No. 3. REMARKS. R.N. Kilburn found it present at RIA 3.

Nassarius venustus (Dunker, 1847)

VOUCHER MATERIAL. Research Institute for Aquaculture No. 3. REMARKS. R.N. Kilburn found it present at RIA 3.

Nassarius vibex (Say, 1822)

SYNONYMS. *Nassarius sturmi* Philippi, 1849. *Nassa sturmi*. VOUCHER MATERIAL. University of Fisheries, Nha Trang. LITERATURE. Serène (1937). ION collection, Gulf of Thailand, as *Nassa sturmi* Philippi. REMARKS. Not in Vietnam. Known from W. Atlantic, N. America.

Nassarius vittatus (A. Adams, 1851)

OF AUTHORS. *Nassa vittata*. *Nassarius vittatus*. Subgenus (*Aciculina*). LITERATURE. Dautzenberg & Fischer (1906) as *Nassa vittata* A. Adams, 1851. – Serène (1937). ION collection as *Nassa*

vittata Adams. – Marche-Marchad (1955a) as *Nassa vittata*. REMARKS. Marche-Marchad (op. cit.) did not record it in Indochina.

Nassodonta

H. Adams, 1867

Nassodonta dorri Watebled, 1886

REMARKS. Among refuse beneath fishing wharf, adjacent to market, Danang. A brackish-water species. 4 August 2001. Leg. D.G. Reid.

MELONGENIDAE

(including Galeodidae)

Hemifusus

Swainson, 1840

Hemifusus colosseus (Lamarck, 1816)

OF AUTHORS. *Pugilina colosseus*. VOUCHER MATERIAL. Institute of Oceanology, Hai Phong. Institute of Oceanography, Nha Trang. University of Fisheries, Nha Trang. – Fac. of Agriculture, Can Tho University. LITERATURE. Nguyen Chinh (1996). – Nguyen X. Duc *et al.* (1997).

Hemifusus crassicaudus (Philippi, 1848)

LITERATURE. Nguyen Ngo Thach (2202).

Hemifusus kawamumi Habe, 1965

LITERATURE. Nguyen Ngo Thach (2202).

Hemifusus ternatanus (Gmelin, 1791)

OF AUTHORS. *Hemifusus ternatata*. *Pugilina ternatanus*. VOUCHER MATERIAL. Institute of Oceanography, Nha Trang. LITERATURE. Serène (1937). ION collection, Annam # 108; Field notes #76

Hemifusus tuba (Gmelin, 1791)

OF AUTHORS. *Pugilina tuba* (Gmelin, 1791). *Melongena tuba*. *Semifusus tuba*. VOUCHER MATERIAL. University of Fisheries, Nha Trang. University of Natural Science, HCM City. TMMP Coll. Identified by R.N. Kilburn (Hylleberg 2001). LITERATURE. Dautzenberg & Fischer (1906) as *Semifusus tuba* (Gmelin, 1791). – Serène (1937). ION collection, Annam. Nguyen X. Duc *et al.* (1997). Ha Long Bay

Pugilina

Schumacher, 1817

Pugilina cochlidium (Linnaeus, 1758)

VOUCHER MATERIAL. University of Fisheries, Nha Trang. LITERATURE. Identified by D.G. Reid in Hylleberg (2000).

Pugilina elongata (Lamarck)

LITERATURE. Nguyen Ngo Thach (2202).

Pugilina pugilina (Born, 1778)

OF AUTHORS. *Galeodes pugilina*. *Melongena pugilina*. SYNONYMS. *Pyrula vespertilio*. *Pugilina vespertilio* Lamarck, 1822. VOUCHER MATERIAL. Institute of Oceanography, Nha Trang. Research Institute for Aquaculture No. 3. University of Fisheries, Nha Trang. – University of Natural Science, HCM City. – TMMP Coll. Identified by R.N. Kilburn (Hylleberg 2001). LITERATURE. Serène (1937). ION collection, Annam # 684; Field notes # 76 as *Melongena pugilana* Born. ION collection, Annam, as *Pugilina vespertilio*. – Gulbin & Evseev (1997) as *Caleodes pugilina* (Born). – Identified by R.N. Kilburn in Hylleberg (2000). REMARKS. R.N. Kilburn found *Pugilina pugilina* present at RIA 3.

Volema Röding, 1798

Volema carinifera (Habe & Kosuge, 1965)

LITERATURE. Nguyen Ngo Thach (2202).

FASCIOLARIIDAE

Dolicholaturus Bellardi, 1884

Dolicholaturus lanceus (Gmelin, 1791)

LITERATURE. Nguyen Ngo Thach (2202).

Fusinus Rafinesque, 1815

Fusinus colus (Linnaeus, 1758)

SYNONYMS. *Fusinus longicaudatus* Lamarck, 1822. *Fusus longicauda*. VOUCHER MATERIAL. University of Fisheries, Nha Trang. LITERATURE. Serène (1937). ION collection, Poulo-Condore,

as *Fusus longicauda*

Fusinus chrysodomoides (Schepman, 1911)

LITERATURE. Nguyen Ngo Thach (2202).

Fusinus forceps (Perry, 1811)

LITERATURE. Nguyen Ngo Thach (2202).

Fusinus longissimus (Gmelin, 1791)

VOUCHER MATERIAL. Institute of Oceanography, Nha Trang.

Fusinus nicobaricus (Röding, 1798)

OF AUTHORS. *Fasciolaria nicobaricus* Lamarck. VOUCHER MATERIAL. Institute of Oceanography, Nha Trang. – Research Institute for Aquaculture No. 3. – University of Fisheries, Nha Trang. TMMP Coll. Identified by R.N. Kilburn (Hylleberg 2001). REMARKS. R.N. Kilburn found it present at RIA 3.

Fusinus salisburyi Fulton, 1930

LITERATURE. Identified by D.G. Reid in Hylleberg (2000).

Fusinus tuberculatus (Lamarck, 1822)

VOUCHER MATERIAL. Fac. of Agriculture, Can Tho University.

Fusinus undatus (Gmelin, 1791)

VOUCHER MATERIAL. Institute of Oceanography, Nha Trang.

Fusolaturus Kuroda & Habe, 1971

Fusolaturus nana (Reeve, 1847)

OF AUTHORS. *Latirus nana* Reeve, 1847. VOUCHER MATERIAL. Institute of Oceanography, Nha Trang.

Latirolagena Harris, 1897

Latirolagena smaragdula (Linnaeus, 1758)

OF AUTHORS. *Latirus smaragdulus*. *Leucozonia smaragdula*. VOUCHER MATERIAL. Institute of Oceanography, Nha Trang. REMARKS. Nguyen Ngo Thach states that *Latirolagena smaragdula* is a valid species and illustrated in many shell books.

Latirulus

Crossmann, 1901

Latirulus melvilli (Schepman, 1911)

LITERATURE. Hua Thai Tuyen (1999).

Latirus Montfort, 1810***Latirus constrictus*** (Koch in Philippi, 1845)

OF AUTHORS. *Peristernia constricta*. VOUCHER MATERIAL. Research Institute for Aquaculture No. 3. REMARKS. R.N. Kilburn found it present at RIA3.

Latirus craticulatus (Linnaeus, 1758)

VOUCHER MATERIAL. Inst. of Oceanography, Nha Trang. – Research Inst. for Aquaculture No. 3. REMARKS. R.N. Kilburn found it present at RIA3.

Latirus gibbulus (Gmelin, 1791)

LITERATURE. Nguyen Ngo Thach (2202).

Latirus kandai Kuroda, 1950

LITERATURE. Nguyen Ngo Thach (2202).

Latirus lyratus (Reeve, 1847)

VOUCHER MATERIAL. Institute of Oceanology, Hai Phong.

Latirus nagasakiensis Smith, 1880

LITERATURE. Nguyen Ngo Thach (2202).

Latirus nodatus (Gmelin, 1791)

VOUCHER MATERIAL. Institute of Oceanography, Nha Trang. REMARKS. Known from the Pacific.

Latirus paetelianus (Kobelt, 1876)

LITERATURE. Nguyen Ngo Thach (2202).

Latirus polygonus (Gmelin, 1791)

OF AUTHORS. *Turbinella polygona*. *Latirus polygonus*. VOUCHER MATERIAL. Institute of Oceanography, Nha Trang. LITERATURE. Serène (1937). ION collection, Poulo-Condore, as *Turbinella polygona* Gmelin. Hua Thai Tuyen (1999). ION collection, Con Dao as *Latirus polygonus*. REMARKS. The subspecific taxon *Latirus polygonus barclayi* (Reeve, 1847) is catalogued by Nguyen Ngo Thach (2202).

Latirus recurvirostratum

(Schubert & Wagner, 1829)

LITERATURE. Nguyen Ngo Thach (2202).

Latirus turritus (Gmelin, 1791)

VOUCHER MATERIAL. Institute of Oceanography, Nha Trang. LITERATURE. Hua Thai Tuyen (1999).

Peristernia Mörch, 1852***Peristernia incarnata*** (Kiener, 1840)

VOUCHER MATERIAL. Institute of Oceanology, Hai Phong. – Institute of Oceanography, Nha Trang.

Peristernia nassatula (Lamarck, 1822)

OF AUTHORS. *Latirus nassatula*. VOUCHER

MATERIAL. Institute of Oceanology, Hai Phong. Institute of Oceanography, Nha Trang. LITERATURE. Nguyen X. Duc *et al.* (1997). Gulbin & Evseev (1997). – Nguyen X. Duc (2001).

Pleuroploca Fischer, 1884***Pleuroploca filamentosa*** (Röding, 1798)

OF AUTHORS. *Fasciolaria filamentosa* (Röding, 1798). Genus *Fasciolaria* Lamarck, 1799. VOUCHER MATERIAL. Institute of Oceanography, Nha Trang. LITERATURE. Serène (1937). ION collection, Poulo-Condore, as *Fasciolaria filamentosa* Lamarck. – Hua Thai Tuyen (1999).

Pleuroploca fischeriana

(Petit de la Saussaye, 1856)

OF AUTHORS. *Fasciolaria fischerianus*. *Latirus fischerianus*. VOUCHER MATERIAL. Institute of Oceanography, Nha Trang as *Latirus fischerianus* Tapparone-Canefri.

Pleuroploca trapezium (Linnaeus, 1758).

OF AUTHORS. *Fasciolaria trapezium* (Linnaeus, 1758). VOUCHER MATERIAL. Institute of Oceanography, Nha Trang. – Research Institute for Aquaculture No. 3. – University of Natural Science, HCM City. REMARKS. R.N. Kilburn found *P. trapezium* present at RIA 3.

Pleuroploca trapezium paeteli (Strebel, 1912)

LITERATURE. Catalogued by Nguyen Ngo Thach (2202) as *Fasciolaria trapezium paeteli* (Strebel, 1912).

Pseudolathyrus Bellardi, 1884***Pseudolathyrus* cf. *kurodai***

Okutani & Sakurai, 1964

LITERATURE. Nguyen Ngo Thach (2202).

VOLUTIDAE

Cymbiola Swainson, 1831***Cymbiola nobilis*** (Lightfoot, 1786)

OF AUTHORS. *Aulica nobilis*. *Volutocorna nobilis*. SYNONYMS. *Cymbiola scapha* (Gmelin, 1791). *Voluta scapha* Gmelin, 1791. VOUCHER MATERIAL. Institute of Oceanography, Nha Trang. Research

Institute for Aquaculture No. 3. University of Fisheries, Nha Trang. – University of Natural Science, HCM City as *Voluta scapha*. – TMMP Coll. Identified by R.N. Kilburn (Hylleberg 2001). LITERATURE. Serène (1937). ION collection, Gulf of Thailand, as *Voluta scapha*. Nguyen Chinh (1996) as *Volutocorna nobilis* (Solander). – Nguyen Ngoc Thach. (2001).

Cymbiola vespertilio (Linnaeus, 1758)

OF AUTHORS. *Voluta vespertilio*. Genus *Voluta* Linnaeus, 1758. VOUCHER MATERIAL. University of Natural Science, HCM City. – TMMP Coll. Identified by R.N. Kilburn (Hylleberg 2001). LITERATURE. Serène (1937). ION collection, Gulf of Thailand

Fulgoraria Schumacher, 1817

Fulgoraria ericarum Douté, 1997

Fig. 7, inside of cover.

LITERATURE. Nguyen Ngoc Thach. (2001). REMARKS. Figs. in Alf *et al.* (2000).

Fulgoraria rupestris (Gmelin, 1791)

SYNONYM. *Fulgoraria aurantia* Shikama & Kosuge, 1970. VOUCHER MATERIAL. Institute of Oceanology, Hai Phong. LITERATURE. Nguyen Ngoc Thach. (2001).

Harpulina Dall, 1906

Harpulina arausaica (Lightfoot, 1786)

VOUCHER MATERIAL. Institute of Oceanography, Nha Trang.

Livonia Gray, 1855

Livonia mamilla Sowerby, 1844

OF AUTHORS. *Voluta mamilla* (Sowerby, 1844). LITERATURE. Serène (1937). ION collection, Gulf of Thailand as *Voluta mamilla* Gray. REMARKS. Known from Australia.

Lyria Gray, 1847

Lyria kurodai (Kawamura, 1964)

VOUCHER MATERIAL. Institute of Oceanography, Nha Trang. – Research Institute for Aquaculture No. 3. – TMMP Coll. Identified by R.N. Kilburn

(Hylleberg 2001). LITERATURE. Identified by D.G. Reid in Hylleberg (2000). – Nguyen Ngoc Thach. (2001). REMARKS. R.N. Kilburn found it present at RIA 3. and IO, Nha Trang. – REMARKS. Figs. in Alf *et al.* (2000).

Melo Broderip & Sowerby, 1826

Melo melo (Lightfoot, 1786)

OF AUTHORS. *Cymbium melo*. SYNONYM. *Melo indicus* (Gmelin, 1791). VOUCHER MATERIAL. Inst. of Oceanology, Hai Phong. – Research Inst. of Marine Products. – Inst. of Oceanography, Nha Trang. – Research Inst. for Aquaculture No. 3. Univ. of Fisheries, Nha Trang. – Fac. of Agriculture, Can Tho University. LITERATURE. Serène (1937). ION collection, Tonkin # 109; Field notes # 831 as *Yetus (Melo) indicus* Linné. Nguyen Chinh (1996) as *Cymbium melo* (Solander). – Nguyen Ngoc Thach. (2001).

Melo nautica (Lamarck, 1822)

LITERATURE. Nguyen Ngo Thach (2202).

OLIVIDAE

Amalda H. & A. Adams, 1853

Amalda albocallosa (Lischke, 1868)

OF AUTHORS. *Baryspira albocallosa*. SYNONYM. *Baryspira mamilla* (Sowerby, 1830). VOUCHER MATERIAL. Crude Oil Safety Center, HCM City. LITERATURE. Identified by D.G. Reid in Hylleberg (2000).

Amalda hinomotoensis Yokoyama, 1922

LITERATURE. Nguyen Ngo Thach (2202).

Amalda montrouzieri (Souverbie, 1860)

OF AUTHORS. *Ancillaria montrouzieri*. VOUCHER MATERIAL. Institute of Oceanography, Nha Trang.

Amalda rubiginosa (Swainson, 1823)

OF AUTHORS. *Ancilla rubiginosa*. VOUCHER MATERIAL. Institute of Oceanology, Hai Phong.

Amalda urashima Kira, 1959

LITERATURE. Nguyen Ngo Thach (2202).

Oliva Bruguière, 1789

Annotated by B. Tursch

Oliva amethystina (Röding, 1798)

VOUCHER MATERIAL. Research Institute for Aquaculture No. 3. LITERATURE. Identified by B. Tursch in Hylleberg (2000). REMARKS. D.G. Reid found it present at RIA 3.

**Oliva annulata* Gmelin, 1791

LITERATURE. Nguyen Ngo Thach (2202). REMARKS. Tursch & Greifeneder (2001) states *Oliva annulata* Gmelin, 1791 is a *nomen dubium*.

Oliva athenia Duclos, 1840

LITERATURE. Nguyen Ngo Thach (2202). Not in Vietnam. Known from E. Indonesia and Papua New Guinea according to Tursch & Greifeneder (2001)

Oliva caerulea (Röding, 1798)

SYNONYM. *Oliva episcopalis* Lamarck. VOUCHER MATERIAL. Institute of Oceanography, Nha Trang. University of Natural Science, HCM City.

Oliva carneola (Gmelin, 1791)

VOUCHER MATERIAL. Institute of Oceanography, Nha Trang.

Oliva concavospira Sowerby, 1914

VOUCHER MATERIAL. Research Institute for Aquaculture No. 3. – University of Fisheries, Nha Trang. – University of Natural Science, HCM City. LITERATURE. Identified by B. Tursch in Hylleberg (2000). REMARKS. R.N. Kilburn found it present at RIA 3.

Oliva elegans Lamarck, 1811

VOUCHER MATERIAL. Institute of Oceanography, Nha Trang. – University of Natural Science, HCM City.

**Oliva emicator* Meuschen, 1787

VOUCHER MATERIAL. University of Natural Science, HCM City, as *Oliva amicator* (sic). REMARKS. Tursch & Greifeneder (2001) states that *Oliva emicator* Meuschen, 1787 is a *nomen nudum*.

**Oliva funebris* Lamarck, 1811

VOUCHER MATERIAL. University of Fisheries, Nha Trang. REMARKS. Tursch & Greifeneder (2001) states that *O. funebris* Lamarck, 1811 is a *nomen dubium*.

**Oliva guttata* Fischer von Waldheim, 1807

VOUCHER MATERIAL. Institute of Oceanography, Nha Trang. – University of Natural Science, HCM City. LITERATURE. Dawydoff (1952) as *Oliva guttata* Lamk. REMARKS. Tursch &

Greifeneder (2001) states that *O. guttata* Fischer von Waldheim, 1807 cannot be used.

Oliva hirasei Kira, 1959

LITERATURE. Identified by B. Tursch in Hylleberg (2000).

Oliva irisans Lamarck, 1811

VOUCHER MATERIAL. Institute of Oceanography, Nha Trang. – Res. Inst. for Aquaculture No. 3. – University of Fisheries, Nha Trang. University of Natural Science, HCM City. LITERATURE. Dawydoff (1952) as *Oliva irrisans* (sic) Lamk. – Identified by B. Tursch in Hylleberg (2000). REMARKS. D.G. Reid found it present at RIA 3.

Oliva kaleontina Duclos, 1835

LITERATURE. Serène (1937). ION collection, Annam, Field notes # 103. REMARKS. Not in Vietnam. West American species.

Oliva mantichora Duclos, 1840

VOUCHER MATERIAL. Research Institute for Aquaculture No. 3. LITERATURE. Identified by Bernard Tursch in Hylleberg (2000). REMARKS. D.G. Reid found it present at RIA 3.

Oliva miniacea (Röding, 1798)

SYNONYMS. *Oliva erythrostroma* Lamarck. *Oliva erythrostroma* (Meuschen). VOUCHER MATERIAL. Inst. of Ocea., Hai Phong. – Inst. of Oceanography, Nha Trang. Res. Inst. for Aquaculture No. 3. Univ. of Fish., Nha Trang. – Univ. of Natural Science, HCM City. – TMMP. Coll. ID by B. Tursch (Hylleberg 2001). LITERATURE. Serène (1937). ION collection, Annam # 444; Field notes # 103. – Nguyen Chinh (1996). *Oliva miniacea* identified by B. Tursch in Hylleberg (2000). REMARKS. D.G. Reid found it present at RIA 3. – D.G. Reid found it trawled by fishermen, 10–20 m, nearshore Cua Be, Nha Trang.

Oliva mucronata Marrat, 1871

VOUCHER MATERIAL. Institute of Oceanography, Nha Trang. REMARKS. Known from the Pacific.

Oliva mustelina Lamarck, 1811

VOUCHER MATERIAL. Institute of Oceanology, Hai Phong. – Institute of Oceanography, Nha Trang. Research Institute for Aquaculture No. 3. University of Fisheries, Nha Trang. – University of Natural Science, HCM City. – TMMP Coll. Identified by R.N. Kilburn (Hylleberg 2001). LITERATURE. Serène (1937). ION collection, Nha

Trang. – Nguyen X. Duc *et al.* (1997), Annam, as *Oliva musteina* (sic) Lamarck. – Identified by B. Tursch in Hylleberg (2000). – Nguyen X. Duc (2001). REMARKS. R.N. Kilburn found it present at RIA 3.

**Oliva neostina* Duclos, 1840 not valid

LITERATURE. Serène (1937). ION collection, Gulf of Thailand. REMARKS. Tursch & Greifeneder (2001) states that *O. neostina* Duclos, 1840 cannot be used. It is a colour form of *O. vidua* (Röding, 1798).

Oliva oliva (Linnaeus, 1758)

SYNONYM. *Oliva ispidula* Gray. VOUCHER MATERIAL. Institute of Oceanography, Nha Trang. Research Institute for Aquaculture No. 3. University of Fisheries, Nha Trang. – University of Natural Science, HCM City. – TMMP Coll. Identified by B. Tursch (Hylleberg 2001). LITERATURE. Serène (1937). ION collection, Gulf of Thailand, as *Oliva ispidula* Linné. – Gulbin & Evseev (1997). – Identified by B. Tursch in Hylleberg (2000). REMARKS. R.N. Kilburn found it present at RIA 3.

Oliva ornata Marrat, 1867

SYNONYM. *Oliva lignaria* Marrat, 1868. VOUCHER MATERIAL. Research Institute for Aquaculture No. 3 as *O. lignaria*. LITERATURE. Nguyen Ngo Thach (2202). REMARKS. Tursch & Greifeneder (2001) states that *O. lignaria* Marrat, 1868 cannot be used. It is a subjective synonym of *O. ornata* Marrat, 1867.

**Oliva plicata* Fischer von Waldheim, 1807

VOUCHER MATERIAL. University of Natural Science, HCM City. REMARKS. Tursch & Greifeneder (2001) states that *O. plicata* Fischer von Waldheim, 1807 cannot be used. It is a *nomen dubium*.

Oliva sayana Ravenel, 1834

VOUCHER MATERIAL. University of Natural Science, HCM City. REMARKS. Not in Vietnam. Known from North America.

Oliva sericea (Röding, 1798)

SYNONYM. *Oliva textilina* Lamarck, 1811. VOUCHER MATERIAL. Institute of Oceanography, Nha Trang as *O. textilina*. – Research Institute for Aquaculture No. 3. – University of Natural Science, HCM City as *O. textilina*. – TMMP. Coll. Identified by B. Tursch (Hylleberg 2001).

LITERATURE. Identified by B. Tursch in Hylleberg (2000). REMARKS. D.G. Reid found it present at RIA 3. – According to Tursch & Greifeneder (2001) *O. textilina* Lamarck, 1811 cannot be used. It is an objective synonym of *O. sericea* (Röding, 1798).

Oliva tigroidella Duclos, 1835

VOUCHER MATERIAL. Research Institute for Aquaculture No. 3. – TMMP. Coll. Identified by B. Tursch (Hylleberg 2001). LITERATURE. Identified by B. Tursch in Hylleberg (2000). Nguyen Chinh & Le Ngoc Hoa (2003) as *Oliva tigriolella* [err.]. REMARKS. D.G. Reid found it present at RIA 3.

Oliva todosina Duclos, 1840

SYNONYM. *Oliva lepida* Duclos, 1840. VOUCHER MATERIAL. Institute of Oceanography, Nha Trang as *O. lepida*. LITERATURE. Identified by B. Tursch in Hylleberg (2000). REMARKS. Tursch & Greifeneder (2001) states that *O. lepida* Duclos, 1840 cannot be used. It is a subjective synonym of *O. todosina* Duclos, 1840. Known from the Indian Ocean.

**Oliva venulata* Lamarck, 1811 *nomen dubium*

VOUCHER MATERIAL. University of Natural Science, HCM City. REMARKS. Tursch & Greifeneder (2001) states that *O. venulata* Lamarck, 1811 cannot be used. It is an objective synonym of *O. litterata*, which is itself a *nomen dubium*.

Oliva vidua (Röding, 1798)

SYNONYM. *Oliva maura* Lamarck, 1811. VOUCHER MATERIAL. Institute of Oceanography, Nha Trang as *O. maura*. – Research Institute for Aquaculture No. 3. – University of Natural Science, HCM City as *O. maura*. LITERATURE. Dawydoff (1952) as *Oliva laura* (sic) Lamarck. Identified by B. Tursch in Hylleberg (2000). REMARKS. R.N. Kilburn and D.G. Reid found it present at RIA 3. – Tursch & Greifeneder (2001) states that *O. maura*. Lamarck, 1811 cannot be used. It is a subjective synonym of *O. vidua* (Röding, 1798).

Oliva vidua indomalaysica

Petuch & Sargent, 1986

VOUCHER MATERIAL. TMMP. Coll. Identified by B. Tursch (Hylleberg 2001). REMARKS. D.G. Reid found it present at RIA 3.

Olivancillaria d'Orbigny, 1840*Olivancillaria gibbosa* (Born, 1778)

LITERATURE. Serène (1937). ION collection, Thailand. REMARKS. Known from the Indian Ocean.

Olivella Swainson, 1831*Olivella ambli*a Watson, 1882

OF AUTHORS. *Oliva ambli*a. VOUCHER MATERIAL. Institute of Oceanography, Nha Trang. REMARKS. East American species. Not in Vietnam.

Olivella fortunei Marrat in Sowerby, 1871

LITERATURE. Dautzenberg & Fischer (1906) as *Olivella fortunei* (A. Adams, 1871). – Serène (1937). ION collection, Nha Trang. REMARKS. Known from Annam, Vietnam.

Olivella plana Marrat, 1871

VOUCHER MATERIAL. Institute of Oceanology, Hai Phong.

HARPIDAE

Harpa Röding, 1798*Harpa articularis* (Lamarck, 1822)

VOUCHER MATERIAL. Institute of Oceanography, Nha Trang. – Research Institute for Aquaculture No. 3. – TMMP Coll. Identified by R.N. Kilburn (Hylleberg 2001). LITERATURE. Identified by R.N. Kilburn in Hylleberg (2000).

Harpa amouretta (Röding, 1798)

SYNONYM. *Harpa crassa* Philippi. VOUCHER MATERIAL. Institute of Oceanography, Nha Trang.

Harpa harpa (Linnaeus, 1758)

VOUCHER MATERIAL. Institute of Oceanography, Nha Trang. REMARKS. R.N. Kilburn found it present at RIA 3.

Harpa major (Röding, 1798)

SYNONYM. *Harpa conoidalis* Lamarck. VOUCHER MATERIAL. – Institute of Oceanography, Nha Trang. – University of Fisheries, Nha Trang. Research Institute for Aquaculture No. 3. – Fac. of Agriculture, Can Tho University. – TMMP Coll. Identified by R.N. Kilburn (Hylleberg 2001). LITERATURE. Serène (1937). ION

collection, Annam # 652. – Nguyen Chinh (1996) as *Harpa conoidalis*. – Identified by D.G Reid in Hylleberg (2000). REMARKS. R.N. Kilburn found it present at RIA 3.

Morum Röding, 1798*Morum grande* (A. Adams, 1853)

LITERATURE. Nguyen Ngo Thach (2202).

Morum kurzi Petuch, 1979

LITERATURE. Nguyen Ngo Thach (2202).

MARGINELLIDAE

Cryptospira Hinds, 1844*Cryptospira tricincta* (Hinds, 1844)

OF AUTHORS. *Marginella tricincta*. *Bullata tricincta* (Hinds, 1844). *Prunum bullatum* Linnaeus, 1758. Genus *Prunum* Herrmannsen, 1852. VOUCHER MATERIAL. Institute of Oceanology, Hai Phong. – Institute of Oceanography, Nha Trang, as *Prunum bullatum*. Research Institute for Aquaculture No. 3. TMMP Coll. Identified by R.N. Kilburn (Hylleberg 2001). REMARKS. R.N. Kilburn found *Cryptospira tricincta* present at RIA 3. and IO, Nha Trang. He found *Prunum bullatum* to be a misidentification = *Cryptospira tricincta* (Hinds, 1844). *Prunum bullatum* is a Brazilian species.

Marginella Lamarck, 1799.*Marginella fischeri* Bavay, 1902

LITERATURE. Nguyen Ngo Thach (2202).

Marginella ventricosa G. Fischer, 1807

LITERATURE. Nguyen Ngo Thach (2202).

Marginellona

Martens, 1904

Marginellona gigas (Martens, 1904)

LITERATURE. Nguyen Ngo Thach (2202). REMARKS. Nguyen Ngo Thach states that *Marginellona gigas* has been collected at Phan Ri (Central Vietnam) in deep water.

Persicula Schumacher, 1817*Persicula persicula* (Linnaeus, 1758)

OF AUTHORS. *Marginella persicula* (Linnaeus, 1758). Genus *Marginella* Lamarck, 1799. LITERATURE. Dawydoff (1952) as *Marginella persicula* (Lamarck). REMARKS. Known from West Africa.

Volvarina Hinds, 1844*Volvarina philippinarum* (Redfield, 1848)

OF AUTHORS. *Hyalina philippinarum* VOUCHER MATERIAL. Crude Oil Safety Center, HCM City. LITERATURE. Dawydoff (1952) Ha Long Bay and the Tizard atoll, as *Valvarina*(sic) *philippinarum*

MITRIDAE

Cancilla Swainson, 1840*Cancilla filiaris* (Linnaeus, 1771)

LITERATURE. Nguyen Ngo Thach (2202).

Cancilla isabella (Swainson, 1831)

VOUCHER MATERIAL. Research Institute for Aquaculture No. 3. REMARKS. R.N. Kilburn found it present at RIA 3.

Domiporta Cernohorsky, 1966*Domiporta carnicolor* (Reeve, 1844)

OF AUTHORS. *Mitra carnicolor*. *Cancilla carnicolor*. Subgenus (*Cancilla*). SYNONYM. *Mitra pura* A.Adams, 1853. VOUCHER MATERIAL. Institute of Oceanology, Hai Phong. – Institute of Oceanography, Nha Trang. – Institute of Oceanography, Nha Trang as *Mitra pursa* (sic). University of Natural Science, HCM City, as *Mitra pursa*. REMARKS. *Mitra pursa* A. Adams is probably err. pro *M. pura* A.Adams, 1853 = *Domiporta carnicolor* (Reeve, 1844)

Domiporta filaris (Linnaeus, 1758)

OF AUTHORS. *Mitra filaris* Linné. REMARKS. Nguyen Ngo Thach states that *Domiporta filiaris* is a valid species and not a synonym of *Domiporta carnicolor*.

Domiporta granatina (Lamarck, 1811)

OF AUTHORS. *Cancilla granatina*. LITERATURE. Identified by R.N. Kilburn in Hylleberg (2000).

Domiporta praestantissima (Röding, 1798)

OF AUTHORS. *Cancilla praestantissima*. VOUCHER MATERIAL. TMMP Coll. Identified by R.N. Kilburn (Hylleberg 2001).

Mitra Lamarck, 1798*Mitra ambigua* Swainson, 1832

SYNONYMS. *Mitra limosa* Martyn, 1786 (not available). *Mitra limosa* Mar. var *ambigua* Swainson. VOUCHER MATERIAL. Institute of Oceanography, Nha Trang. – Institute of Oceanography, Nha Trang. – University of Natural Science, HCM City as *Mitra limosa*. LITERATURE. Gulbin & Evseev (1997)

Mitra aurantia (Gmelin, 1791)

VOUCHER MATERIAL. Research Institute for Aquaculture No. 3. – University of Fisheries, Nha Trang. – University of Natural Science, HCM City. – TMMP Coll. Identified by R.N. Kilburn (Hylleberg 2001). LITERATURE. Serène (1937). ION collection, Indochine. REMARKS. R.N. Kilburn found it present at RIA 3.

Mitra auriculoides Reeve, 1845

SYNONYM. *Mitra turturina* Sowerby. VOUCHER MATERIAL. Institute of Oceanography, Nha Trang.

Mitra barbadensis (Gmelin, 1791)

VOUCHER MATERIAL. University of Fisheries, Nha Trang. REMARKS. Not in Vietnam. Known from North America.

Mitra belcheri Hinds, 1844

VOUCHER MATERIAL. University of Fisheries, Nha Trang. REMARKS. Not in Vietnam. West American species

Mitra cardinalis (Gmelin, 1791)

SYNONYM. *Mitra monachialis* Röding, 1798. VOUCHER MATERIAL. University of Fisheries, Nha Trang, as *Mitra monachialis*.

Mitra chinensis (Gmelin, 1791)

OF AUTHORS. *Mitra chinensis* Griffith & Pidgeon, 1834. VOUCHER MATERIAL. University of Natural Science, HCM City.

Mitra chrysalis Reeve, 1844

VOUCHER MATERIAL. Institute of Oceanography, Nha Trang. LITERATURE. Gulbin & Evseev

- (1997). – Hua Thai Tuyen (1999). ION collection, Con Dao, as *Mitra ohrysalis* (err.).
- Mitra chrysostoma*** Swainson, 1836
OF AUTHORS. *Mitra chrysostoma* Broderip, 1836.
VOUCHER MATERIAL. Research Institute for Aquaculture No. 3.
- Mitra coffea*** (Schubert & Wagner, 1829)
VOUCHER MATERIAL. Institute of Oceanology, Hai Phong. – Institute of Oceanography, Nha Trang. University of Fisheries, Nha Trang. – University of Natural Science, HCM City. LITERATURE. Hua Thai Tuyen (1999).
- Mitra contracta*** Swainson, 1820
VOUCHER MATERIAL. Institute of Oceanography, Nha Trang. REMARKS. R.N. Kilburn found it present at RIA 3.
- Mitra cucumerina*** Lamarck, 1811
VOUCHER MATERIAL. University of Fisheries, Nha Trang.
- Mitra eremitarum*** Röding, 1798
LITERATURE. Nguyen Ngo Thach (2202).
- Mitra ferruginea*** Lamarck, 1811
VOUCHER MATERIAL. Institute of Oceanography, Nha Trang. LITERATURE. Gulbin & Evseev (1997)
REMARKS. R.N. Kilburn found it present at RIA3.
- Mitra fraga*** Quoy & Gaimard, 1833
VOUCHER MATERIAL. Institute of Oceanography, Nha Trang.
- Mitra fulgurita*** Reeve, 1844
SYNONYM. *Mitra nympha* Reeve, 1845. VOUCHER MATERIAL. Institute of Oceanology, Hai Phong, as *Mitra nympha*.
- Mitra incompta*** (Lightfoot, 1786)
LITERATURE. Nguyen Ngo Thach (2202).
- Mitra inquinata*** Reeve, 1844
VOUCHER MATERIAL. University of Natural Science, HCM City.
- Mitra litterata*** Lamarck, 1811
OF AUTHORS. *Strigatella litterata*. VOUCHER MATERIAL. Institute of Oceanography, Nha Trang. LITERATURE. Gulbin & Evseev (1997) as *Strigatella litterata* Lamarck
- Mitra mitra*** (Linnaeus, 1758)
SYNONYM. *Mitra episcopalis* Lamarck. VOUCHER MATERIAL. Institute of Oceanology, Hai Phong. Institute of Oceanography, Nha Trang. Research Institute for Aquaculture No. 3. – Institute of Oceanography, Nha Trang. LITERATURE. Serène
- (1937). ION collection, Poulo-Condore, as *Mitra episcopalis* Lamarck. – Nguyen Chinh (1996). Nguyen X. Duc *et al.* (1997). – Nguyen X. Duc (2001).
- Mitra papalis*** (Linnaeus, 1758)
VOUCHER MATERIAL. Research Institute for Aquaculture No. 3. – University of Fisheries, Nha Trang. LITERATURE. Nguyen Chinh (1996). REMARKS. R.N. Kilburn found it present at RIA 3.
- Mitra paupercula*** (Linnaeus, 1758)
SYNONYM. *Mitra zebra* Lamarck, 1811. VOUCHER MATERIAL. Institute of Oceanography, Nha Trang. LITERATURE. Gulbin & Evseev (1997) as *Mitra zebra*.
- Mitra pellisserpentis*** Reeve, 1844
VOUCHER MATERIAL. Institute of Oceanography, Nha Trang.
- Mitra pica*** (Dillwyn, 1817)
LITERATURE. Nguyen Ngo Thach (2202).
- Mitra retusa*** Lamarck, 1811
LITERATURE. Nguyen Ngo Thach (2202).
- Mitra rosacea*** Reeve, 1845
VOUCHER MATERIAL. Institute of Oceanology, Hai Phong.
- Mitra scutulata*** (Gmelin, 1791)
OF AUTHORS. *Strigatella scutulata*. VOUCHER MATERIAL. Institute of Oceanology, Hai Phong. Institute of Oceanography, Nha Trang. University of Natural Science, HCM City. TMMP Coll. Identified by R.N. Kilburn (Hylleberg 2001). LITERATURE. Dautzenberg & Fischer (1905a) as *Mitra scutulata* Gmelin, 1790. – Nguyen X. Duc *et al.* (1997) as *Strigatella scutulata* (Gmelin). – Gulbin & Evseev (1997) as *Strigatella scutulata* (Gmelin). Identified by R.N. Kilburn in Hylleberg (2000). Nguyen X. Duc (2001)
- Mitra stictica*** (Link, 1807)
LITERATURE. Nguyen Ngo Thach (2202).
- Neocancilla* Cernohorsky, 1966
- Neocancilla circula*** (Kiener, 1838)
OF AUTHORS. *Neocancilla circula* (Kiener, 1839)
VOUCHER MATERIAL. Research Institute for Aquaculture No. 3. REMARKS. R.N. Kilburn found it present at RIA 3. – Collected at north end of My Khe Beach, Danang, 4 August 2001.

Fishermen's sorting area on beach. From drag nets or inshore trawling. Leg. D.G. Reid.

Neocancilla clathrus (Gmelin, 1791)

OF AUTHORS. *Mitra clathrus*. VOUCHER MATERIAL. Institute of Oceanography, Nha Trang. LITERATURE. Identified by R.N. Kilburn in Hylleberg (2000).

Neocancilla papilio (Link, 1807)

VOUCHER MATERIAL. Research Institute for Aquaculture No. 3. – University of Fisheries, Nha Trang. REMARKS. R.N. Kilburn found it present at RIA 3.

Pterygia Röding, 1798

Pterygia crenulata (Gmelin, 1791)

OF AUTHORS. *Cylindra crenulata*. VOUCHER MATERIAL. Institute of Oceanography, Nha Trang. University of Fisheries, Nha Trang.

Pterygia fenestrata (Lamarck, 1811)

LITERATURE. Nguyen Ngo Thach (2202).

Pterygia sinensis (Reeve, 1844)

OF AUTHORS. *Mitra sinensis* Gray, 1844. LITERATURE. Nguyen X. Duc *et al.* (1997) as *Mitra sinensis* Gray. – Nguyen X. Duc (2001) as *Mitra sinensis*

Scabricola Swainson, 1840

Scabricola caerulea (Reeve, 1844)

LITERATURE. Identified by R.N. Kilburn in Hylleberg (2000).

Scabricola desetangsii (Kiener, 1838)

SYNONYM. *Mitra suffecta* Dautzenberg & Bouge, 1923. VOUCHER MATERIAL. Research Institute for Aquaculture No. 3. – Institute of Oceanography, Nha Trang, as *Mitra suffecta*. – University of Natural Science, HCM City, as *Mitra suffecta*. – TMMP Coll. Identified by R.N. Kilburn (Hylleberg 2001). REMARKS. R.N. Kilburn found it present at RIA 3. – Collected at north end of My Khe Beach, Danang. 4 August 2001. Fishermen's sorting area on beach. From drag nets or inshore trawling. Leg. D.G. Reid.

Scabricola incisa (A. Adams & Reeve, 1850)

OF AUTHORS. *Mitra incisa* A. Adams & Reeve, 1850. VOUCHER MATERIAL. Institute of Oceanography, Nha Trang, as *Mitra incisa*.

Scabricola ocellata (Swainson, 1831)

OF AUTHORS. *Mitra ocellata*. Subgenus (*Swainsonia*). SYNONYM. *Mitra fissurata ocellata* (Swainson). VOUCHER MATERIAL. Inst. of Oceanology, Hai Phong. – Res. Inst. for Aquaculture No. 3. REMARKS. R.N. Kilburn found it present at RIA 3. – Nguyen Ngo Thach states that he prefers the name *Swainsonia ocellata*

Subcancilla Olsson & Harbison, 1953

Subcancilla annulata (Reeve, 1844)

VOUCHER MATERIAL. Res. Inst. for Aquac. No. 3. TMMP Coll. ID by Kilburn (Hylleberg 2001). REMARKS. Kilburn found it present at RIA 3.

Subcancilla interlirata (Reeve, 1844)

LITERATURE. Nguyen Ngo Thach (2202).

Ziba H. & A. Adams, 1853

Ziba bacillum (Reeve, 1844)

SYNONYM. *Mitra semiconica* Sowerby, 1874. VOUCHER MATERIAL. Institute of Oceanography, Nha Trang, as *Mitra semiconica* Reeve.

Ziba duplilirata (Reeve, 1845)

OF AUTHORS. *Cancilla duplilirata*. *Mitra duplilirata*. Subgenus (*Cancilla*). VOUCHER MATERIAL. Institute of Oceanology, Hai Phong.

Ziba flammea (Quoy & Gaimard, 1833)

OF AUTHORS. *Cancilla flammea*. *Mitra flammea*. *Subcancilla flammea*. Subgenus *Cancilla*. VOUCHER MATERIAL. Institute of Oceanology, Hai Phong. – Institute of Oceanography, Nha Trang. University of Fisheries, Nha Trang. LITERATURE. Serène (1937). ION collection, Annam. REMARKS. D.G. Reid found *Cancilla* aff. *flammea* (Quoy & Gaimard) trawled by fishermen, 10–20 m, nearshore Luong Son, 15 km N of Nha Trang.

Ziba fulgetrum (Reeve, 1844)

OF AUTHORS. *Cancilla* (*Ziba*) *fulgetrum*. REMARKS. D.G. Reid found it trawled by fishermen, 10–20 m, nearshore Luong Son, 15 km N of Nha Trang.

Ziba verrucosa (Reeve, 1845)

OF AUTHORS. *Subcancilla verrucosa*. *Scabricola verrucosa*. VOUCHER MATERIAL. University of Fisheries, Nha Trang.

COSTELLARIIDAE

Thala H. & A. Adams, 1853

Thala todilla (Mighels, 1845)

SYNONYM. *Mitra brevicula* Souverbie, 1876. VOUCHER MATERIAL. Inst. of Oceanography, Nha Trang as *Mitra brevicula* Sowerby. REMARKS. *Mitra brevicula* Sowerby is probably err. pro Souverbie = *Thala todilla* (Mighels, 1845).

Vexillum Röding, 1798

Vexillum acuminatum (Gmelin, 1791)

VOUCHER MATERIAL. Res. Inst. for Aquaculture No. 3. REMARKS. Kilburn found *V. acuminatum* present at RIA 3. The subspecific taxon *Vexillum acuminatum politum* (Reeve, 1844) is catalogued by Nguyen Ngo Thach (2202).

Vexillum acupictum (Reeve, 1844)

VOUCHER MATERIAL. Institute of Oceanography, Nha Trang.

Vexillum amabilis (Reeve, 1845)

OF AUTHORS. *Mitra amabilis*. VOUCHER MATERIAL. Institute of Oceanography, Nha Trang.

Vexillum amanda (Reeve, 1845)

LITERATURE. Identified by R.N. Kilburn in Hylleberg (2000).

Vexillum caffrum (Linnaeus, 1758)

VOUCHER MATERIAL. Research Institute for Aquaculture No. 3. REMARKS. R.N. Kilburn found it present at RIA 3.

Vexillum cancellarioides (Anton, 1838)

OF AUTHORS. Subgenus (*Pusia*). SYNONYM. *Mitra nodosa* Swaison. VOUCHER MATERIAL. Institute of Oceanography, Nha Trang. LITERATURE. Serène (1937). ION collection, Poulo-Condore, as *Mitra nodosa* Swaison

Vexillum citrinum (Gmelin, 1791)

VOUCHER MATERIAL. Research Institute for Aquaculture No. 3. – TMMP Coll. Identified by R.N. Kilburn (Hylleberg 2001). REMARKS. R.N. Kilburn found it present at RIA 3.

Vexillum coccinea (Reeve, 1844)

OF AUTHORS. *Mitra coccinea* Reeve. *Vexillum coccineum*. Subgenus (*Turricula*). SYNONYM. *Vexillum ornatum coccineum* (Reeve). VOUCHER MATERIAL. Institute of Oceanology, Hai Phong.

Res. Inst. for Aquaculture No. 3. – TMMP Coll. ID by R.N. Kilburn (Hylleberg 2001). LITERATURE. Serène (1937). ION collection, Poulo-Condore, as *Mitra coccinea* Reeve. Nguyen Chinh & Le Ngoc Hoa (2003) as *Vexillum coccineum*. REMARKS. R.N. Kilburn found it present at RIA 3.

Vexillum collinsoni (A. Adams, 1864)

OF AUTHORS. *Mitra collinsoni*. VOUCHER MATERIAL. Institute of Oceanography, Nha Trang.

Vexillum consanguinea (Reeve, 1845)

OF AUTHORS. *Pusia consanguinea*. VOUCHER MATERIAL. University of Natural Science, HCM City.

Vexillum costellaria bronni (Dunker, 1860) *non*

Michelotti, 1847 = *Vexillum fuscoapicatum* (Smith, 1879). VOUCHER MATERIAL. Institute of Oceanology, Hai Phong, as *Vexillum costellaria bronni*.

Vexillum crebrilirata (Reeve, 1844)

OF AUTHORS. Subgenus (*Costellaria*). SYNONYM. *Vexillum crebrilirata* R. var *lilacina* Sow. VOUCHER MATERIAL. Institute of Oceanography, Nha Trang. – University of Fisheries, Nha Trang. LITERATURE. Serène (1937). ION collection, Gulf of Thailand.

Vexillum curviliratum (Sowerby, 1874)

SYNONYMS. *Vexillum formosana*. – *Vexillum ornatum* (A. Adams, 1853). VOUCHER MATERIAL. Research Institute for Aquaculture No. 3. TMMP Coll. Identified by R.N. Kilburn (Hylleberg 2001). REMARKS. R.N. Kilburn found it present at RIA 3. – Collected at north end of My Khe Beach, Danang. 4 August 2001. Fishermen's sorting area on beach. From drag nets or inshore trawling. Leg. D.G. Reid as *Vexillum* cf. *curviliratum* (Sowerby).

Vexillum exasperatum (Gmelin, 1791)

VOUCHER MATERIAL. Inst. of Oceanography, Nha Trang. – Univ. of Natural Science, HCM City.

Vexillum formosense (Sowerby, 1890)

VOUCHER MATERIAL. Research Institute for Aquaculture No. 3. REMARKS. R.N. Kilburn found it present at RIA 3.

Vexillum granosum (Gmelin, 1791)

LITERATURE. Nguyen Ngo Thach (2202).

Vexillum gruneri (Reeve, 1844)

OF AUTHORS. *Mitra gruneri*. VOUCHER MATERIAL.

- Institute of Oceanography, Nha Trang. LITERATURE. Dautzenberg & Fischer (1905b) as *Mitra (Turricula) gruneri* Reeve, 1844. – Serène (1937). ION collection as *Mitra gruneri* Reeve.
- Vexillum lyratum*** (Lamarck, 1811).
VOUCHER MATERIAL. Research Institute for Aquaculture No. 3. – University of Fisheries, Nha Trang. – Crude Oil Safety Center, HCM City. REMARKS. R.N. Kilburn found it present at RIA 3.
- Vexillum macrospirum*** (A. Adams, 1853)
LITERATURE. Nguyen Ngo Thach (2202).
- Vexillum melongena*** (Lamarck, 1811)
OF AUTHORS. *Mitra melongena*. VOUCHER MATERIAL. Institute of Oceanography, Nha Trang. University of Fisheries, Nha Trang. REMARKS. From Luong Son, 15 km N Nha Trang. 7 August 2001. Trawled by fishermen, 10–20 m, nearshore. Leg. D.G. Reid.
- Vexillum michau*** (Crosse & Fischer, 1854)
OF AUTHORS. *Mitra michau*. Subgenus (*Costellaria*). VOUCHER MATERIAL. Institute of Oceanography, Nha Trang., as *Vexillum deshayesi* Ree. var *michau* C. LITERATURE. Serène (1937). ION collection, Poulo-Condore, as *Mitra michau* Grosse et Fischer.
- Vexillum obeliscus*** (Reeve, 1844)
OF AUTHORS. *Mitra obeliscus*. *Vexillum obeliscum*. VOUCHER MATERIAL. Institute of Oceanography, Nha Trang. REMARKS. Collected at north end of My Khe Beach, Danang. 4 August 2001. Fishermen's sorting area on beach. From drag nets or inshore trawling. Leg. D.G. Reid.
- Vexillum plicarium*** (Linnaeus, 1758)
OF AUTHORS. *Mitra plicaria*. Subgenus (*Turricula*). VOUCHER MATERIAL. Institute of Oceanography, Nha Trang. – University of Natural Science, HCM City. LITERATURE. Serène (1937). ION collection, Poulo-Condore, as *Mitra plicaria* Linné.
- Vexillum rugosum*** (Gmelin, 1791)
SYNONYM. *Vexillum sanguisugum* var. *granosa*. VOUCHER MATERIAL. Institute of Oceanography, Nha Trang. – Research Institute for Aquaculture No. 3. – University of Fisheries, Nha Trang. University of Natural Science, HCM City. LITERATURE. Gulbin & Evseev (1997). REMARKS. R.N. Kilburn found it present at RIA 3.
- Vexillum sanguisugum*** (Linnaeus, 1758)
OF AUTHORS. *Voluta sanguisuga* Linnaeus, 1758. *Mitra sanguisuga*. *Pulchritina sanguisuga*. SYNONYM. *Mitra stigmataria* Lamarck, 1811. *Vexillum sanguisuga* L. var. *caerulescens*. VOUCHER MATERIAL. Institute of Oceanography, Nha Trang. – Institute of Oceanography, Nha Trang, as *Mitra stigmataria*. – University of Fisheries, Nha Trang. LITERATURE. Dautzenberg & Fischer (1905b) as *Mitra (Turricula) sanguisuga* Linnaeus, 1758. – Serène (1937): ION collection as *Mitra sanguisuga* Linné. ION collection, Poulo-Condore, as *Mitra stigmataria*.
- Vexillum sanguisuga concoriana*** (Dautzenberg & Fischer, 1905)
LITERATURE. Dautzenberg & Fischer (1905b) as *Mitra (Turricula) sanguisuga concoriana* Dautzenberg & Fischer, 1905. REMARKS. Status not known. We have only found reference to this taxon in the cited literature.
- Vexillum sculptile*** (Reeve, 1845)
LITERATURE. Nguyen Ngo Thach (2202).
- Vexillum semifasciatum*** (Lamarck, 1811)
OF AUTHORS. *Mitra semifasciata*. Subgenus (*Costellaria*). SYNONYM. *Mitra rigida* Swaison, 1821. LITERATURE. Serène (1937): ION collection, Poulo-Condore, as *Mitra semifasciata* Lamarck. – ION collection, Poulo-Condore, as *Mitra rigida*.
- Vexillum semisculptum*** (Adams & Reeve, 1850)
VOUCHER MATERIAL. Institute of Oceanography, Nha Trang.
- Vexillum stainforthii*** (Reeve, 1841)
VOUCHER MATERIAL. Institute of Oceanography, Nha Trang.
- Vexillum subdivisum*** (Gmelin, 1791)
LITERATURE. Nguyen Ngo Thach (2202).
- Vexillum taeniatum*** (Lamarck, 1811)
SYNONYM. *Vexillum taeniatum* Lam. var *coccinea* R. VOUCHER MATERIAL. Institute of Oceanography, Nha Trang.
- Vexillum virgo*** (Linnaeus, 1767)
SYNONYM. *Vexillum cruentatum* (Gmelin, 1791). VOUCHER MATERIAL. – Institute of Oceanography, Nha Trang. – Research Institute for Aquaculture No. 3. – University of Fisheries, Nha Trang. Crude Oil Safety Center, HCM City. LITERATURE. Gulbin & Evseev (1997) as *Vexillum cruentatum*

(Gmelin). REMARKS. R.N. Kilburn found it present at RIA 3.

Vexillum vulpeculum (Linnaeus, 1758)

OF AUTHORS. *Voluta vulpecula* Linnaeus, 1758. *Mitra vulpecula*. VOUCHER MATERIAL. Institute of Oceanography, Nha Trang. – University of Natural Science, HCM City. LITERATURE. Dautzenberg & Fischer (1905b) as *Mitra (Turricula) vulpecula* Linnaeus, 1758. – Serène (1937). ION collection, Poulo-Condore, as *Mitra vulpecula* Linné.

Zierliana Gray, 1847

Zierliana woldemarii (Kiener, 1838)

VOUCHER MATERIAL. University of Fisheries, Nha Trang.

CANCELLARIDAE

Fusiaphera Habe, 1961

Fusiaphera macrospira

(Adams and Reeve, 1850)

OF AUTHORS. *Narona macrospira*. VOUCHER MATERIAL. Institute of Oceanology, Hai Phong.

Fusiaphera macrospiratoides Habe, 1961

LITERATURE. Nguyen Ngo Thach (2202).

Merica H. & A. Adams, 1854

Merica asperella (Lamarck, 1822)

OF AUTHORS. *Cancellaria asperella*. Genus *Cancellaria* Lamarck, 1799 only found in the Atlantic and Mediterranean. SYNONYM. *Cancellaria reeveana* Crosse, 1861. VOUCHER MATERIAL. Institute of Oceanology, Hai Phong. Research Institute for Aquaculture No. 3. LITERATURE. Serène (1937). ION collection, Annam, as *Cancellaria reeveana*. REMARKS. R.N. Kilburn found it present at RIA 3.

Merica elegans (Sowerby, 1821)

OF AUTHORS. *Cancellaria elegans*. VOUCHER MATERIAL. Research Institute for Aquaculture No. 3. – TMMP Coll. Identified by R.N. Kilburn (Hylleberg 2001). LITERATURE. Serène (1937). ION collection, Annam, as *Cancellaria elegans* Sowerby. REMARKS. R.N. Kilburn found it

present at RIA 3. – Collected at north end of My Khe Beach, Danang. 4 August 2001. Fishermen's sorting area on beach. From drag nets or inshore trawling. Leg. D.G. Reid. Among refuse beneath fishing wharf, Danang. 4 August 2001. Leg. D.G. Reid. – Luong Son, 15 km N Nha Trang. 7 August 2001. Trawled by fishermen, 10–20 m, nearshore. Leg. D.G. Reid as *Merica* cf. *elegans*. The subspecific taxon *Cancellaria elegans sinensis* (Reeve 1856) is catalogued by Nguyen Ngo Thach (2202).

Merica sinensis (Reeve, 1856)

SYNONYM. *Cancellaria subsinensis* Løbbecke, 1887. VOUCHER MATERIAL. Institute of Oceanography, Nha Trang as *Cancellaria subinensis* sic Kiis. REMARKS. R.N. Kilburn found *Merica sinensis* present at IO, Nha Trang.

Merica oblonga (Sowerby, 1825)

OF AUTHORS. *Cancellaria oblonga*. SYNONYMS. *Merica bifasciata* (Deshayes). *Cancellaria bifasciata* Deshayes. VOUCHER MATERIAL. Institute of Oceanology, Hai Phong. – Institute of Oceanography, Nha Trang. – Research Institute for Aquaculture No. 3. REMARKS. R.N. Kilburn found it present at IO, Nha Trang. Collected at north end of My Khe Beach, Danang. 4 August 2001. Fishermen's sorting area on beach. From drag nets or inshore trawling. Leg. D.G. Reid as *Merica oblongus* (Sowerby, 1826). – Among refuse beneath fishing wharf, Danang. 4 August 2001. Leg. D.G. Reid.

Nipponaphera Habe, 1961

Nipponaphera habeii Petit, 1972

LITERATURE. Nguyen Ngo Thach (2202).

Nipponaphera semipellucida

(Adams & Reeve 1850)

LITERATURE. Nguyen Ngo Thach (2202).

Scalptia Jousseaume, 1887

Scalptia lamellosa (Hinds, 1843)

OF AUTHORS. *Cancellaria lamellosa*. VOUCHER MATERIAL. Institute of Oceanography, Nha Trang.

Scalptia obliquata (Lamarck, 1822)

VOUCHER MATERIAL. Institute of Oceanology, Hai

Phong. – Research Institute for Aquaculture No. 3. – TMMP Coll. Identified by R.N. Kilburn (Hylleberg 2001). REMARKS. R.N. Kilburn found it present at RIA 3.

Scalptia scalariformis (Lamarck, 1822)

SYNONYMS. *Cancellaria bocagei*. – *Scalptia bocageana* Crosse & Debaux, 1863. *Trigonostoma bocageanum*. – *Trigonostoma costiferum* (Sowerby, 1833). – *Cancellaria souverbiei* Crosse, 1868. VOUCHER MATERIAL. Institute of Oceanology, Hai Phong, as *Scalptia bocageana*. – Institute of Oceanology, Hai Phong, as *Trigonostoma costiferum*. – Institute of Oceanography, Nha Trang. – Inst. of Oceanography, Nha Trang, as *Cancellaria souverbiei*. Research Insti. for Aquaculture No. 3. – TMMP Coll. ID by R.N. Kilburn (Hylleberg 2001). LITERATURE. Dautzenberg & Fischer (1906) as *Cancellaria bocagei* emend. *Cancellaria bocageana* Crosse & Debeaux, 1863. – Serène (1937). ION collection, Annam, as *Cancellaria bocagei* Crosse et Debanx (sic). REMARKS. R.N. Kilburn found *Scalptia scalariformis* present at RIA 3. and IO, Nha Trang.

Scalptia scalarina (Lamarck, 1822)

OF AUTHORS. *Trigonostoma scalarina* (Lamarck, 1822). REMARKS. Among refuse beneath fishing wharf, Danang. 4 August 2001. Leg. D.G. Reid.

Scalptia textilis (Kiener, 1834)

OF AUTHORS. *Cancellaria littoriniformis* Sowerby. VOUCHER MATERIAL. Institute of Oceanography, Nha Trang as *Cancellaria littoriniformis* Sowerby. REMARKS. R.N. Kilburn found the ION specimens of *C. littoriniformis* Sowerby to be *Scalptia textilis* (Kiener, 1834).

Scalptia verreauxii (Kiener, 1841)

VOUCHER MATERIAL. Research Institute for Aquaculture No. 3. – TMMP Coll. Identified by R.N. Kilburn (Hylleberg 2001). REMARKS. R.N. Kilburn found it present at RIA 3.

Trigonostoma Blainville, 1825

Trigonostoma amasia (Iredale, 1930)

LITERATURE. Nguyen Ngo Thach (2202).

Trigonostoma antiquata (Hinds, 1843)

OF AUTHORS. *Charonia antiquata*. *Triton antiquatus*. VOUCHER MATERIAL. Institute of

Oceanology, Hai Phong. – Institute of Oceanography, Nha Trang. Marche-Marchad (1955b) as *Charonia antiquata* Hinds. REMARKS. R.N. Kilburn found it present at IO, Nha Trang.

Trigonostoma bicolor (Hinds, 1843)

LITERATURE. Nguyen Ngo Thach (2202).

Trigonostoma crenifera (Sowerby, 1833)

LITERATURE. Nguyen Ngo Thach (2202).

Trigonostoma lamellosa (Hinds, 1843)

LITERATURE. Nguyen Ngo Thach (2202).

Trigonostoma obliquata (Lamarck, 1822)

LITERATURE. Nguyen Ngo Thach (2202).

TURRIDAE

Clavus Montfort, 1810

Clavus canicularis (Röding, 1798)

LITERATURE. Nguyen Ngo Thach (2202).

Comitas Finlay, 1926

Comitas kamakurana (Pilsbry, 1895)

VOUCHER MATERIAL. Crude Oil Safety Center, HCM City.

Funa Kilburn, 1988

Funa flavidula (Lamarck, 1822)

OF AUTHORS. *Clavus flavidulus*. *Inquistor flavidula*. *Pleurotoma flavidula*. VOUCHER MATERIAL. Institute of Oceanology, Hai Phong, as *Clavus flavidulus* (Lamarck). – Institute of Oceanography, Nha Trang. LITERATURE. Serène (1937). ION collection, Annam, as *Pleurotoma flavidula* Lamarck. – Nguyen X. Duc *et al.* (1997). Ha Long Bay as *Inquistor flavidula* (Lamarck). – Nguyen X. Duc (2001) as *Clavus flavidinus* (sic). REMARKS. This name has been misused by practically all 20th century authors.

Funa jeffreysii (Smith, 1875)

OF AUTHORS. *Drillia jeffreysis*. *Inquistor jeffreysii*. VOUCHER MATERIAL. Institute of Oceanology, Hai Phong. – Research Institute for Aquaculture No. 3. as *Drillia jeffreysii* – TMMP Coll. Identified by R.N. Kilburn (Hylleberg 2001). LITERATURE. Nguyen X. Duc *et al.* (1997)

Phong. – Research Institute for Aquaculture No. 3. – TMMP Coll. Identified by R.N. Kilburn (Hylleberg 2001). REMARKS. R.N. Kilburn found it present at RIA 3.

Scalptia scalariformis (Lamarck, 1822)

SYNONYMS. *Cancellaria bocagei*. – *Scalptia bocageana* Crosse & Debaux, 1863. *Trigonostoma bocageanum*. – *Trigonostoma costiferum* (Sowerby, 1833). – *Cancellaria souverbiei* Crosse, 1868. VOUCHER MATERIAL. Institute of Oceanology, Hai Phong, as *Scalptia bocageana*. – Institute of Oceanology, Hai Phong, as *Trigonostoma costiferum*. – Institute of Oceanography, Nha Trang. – Inst. of Oceanography, Nha Trang, as *Cancellaria souverbiei*. Research Insti. for Aquaculture No. 3. – TMMP Coll. ID by R.N. Kilburn (Hylleberg 2001). LITERATURE. Dautzenberg & Fischer (1906) as *Cancellaria bocagei* emend. *Cancellaria bocageana* Crosse & Debeaux, 1863. – Serène (1937). ION collection, Annam, as *Cancellaria bocagei* Crosse et Debanx (sic). REMARKS. R.N. Kilburn found *Scalptia scalariformis* present at RIA 3. and IO, Nha Trang.

Scalptia scalarina (Lamarck, 1822)

OF AUTHORS. *Trigonostoma scalarina* (Lamarck, 1822). REMARKS. Among refuse beneath fishing wharf, Danang. 4 August 2001. Leg. D.G. Reid.

Scalptia textilis (Kiener, 1834)

OF AUTHORS. *Cancellaria littoriniformis* Sowerby. VOUCHER MATERIAL. Institute of Oceanography, Nha Trang as *Cancellaria littoriniformis* Sowerby. REMARKS. R.N. Kilburn found the ION specimens of *C. littoriniformis* Sowerby to be *Scalptia textilis* (Kiener, 1834).

Scalptia verreauxii (Kiener, 1841)

VOUCHER MATERIAL. Research Institute for Aquaculture No. 3. – TMMP Coll. Identified by R.N. Kilburn (Hylleberg 2001). REMARKS. R.N. Kilburn found it present at RIA 3.

Trigonostoma Blainville, 1825

Trigonostoma amasia (Iredale, 1930)

LITERATURE. Nguyen Ngo Thach (2202).

Trigonostoma antiquata (Hinds, 1843)

OF AUTHORS. *Charonia antiquata*. *Triton antiquatus*. VOUCHER MATERIAL. Institute of

Oceanology, Hai Phong. – Institute of Oceanography, Nha Trang. Marche-Marchad (1955b) as *Charonia antiquata* Hinds. REMARKS. R.N. Kilburn found it present at IO, Nha Trang.

Trigonostoma bicolor (Hinds, 1843)

LITERATURE. Nguyen Ngo Thach (2202).

Trigonostoma crenifera (Sowerby, 1833)

LITERATURE. Nguyen Ngo Thach (2202).

Trigonostoma lamellosa (Hinds, 1843)

LITERATURE. Nguyen Ngo Thach (2202).

Trigonostoma obliquata (Lamarck, 1822)

LITERATURE. Nguyen Ngo Thach (2202).

TURRIDAE

Clavus Montfort, 1810

Clavus canicularis (Röding, 1798)

LITERATURE. Nguyen Ngo Thach (2202).

Comitas Finlay, 1926

Comitas kamakurana (Pilsbry, 1895)

VOUCHER MATERIAL. Crude Oil Safety Center, HCM City.

Funa Kilburn, 1988

Funa flavidula (Lamarck, 1822)

OF AUTHORS. *Clavus flavidulus*. *Inquistor flavidula*. *Pleurotoma flavidula*. VOUCHER MATERIAL. Institute of Oceanology, Hai Phong. as *Clavus flavidulus* (Lamarck). – Institute of Oceanography, Nha Trang. LITERATURE. Serène (1937). ION collection, Annam, as *Pleurotoma flavidula* Lamarck. – Nguyen X. Duc *et al.* (1997). Ha Long Bay as *Inquistor flavidula* (Lamarck). – Nguyen X. Duc (2001) as *Clavus flavidulus* (sic). REMARKS. This name has been misused by practically all 20th century authors.

Funa jeffreysii (Smith, 1875)

OF AUTHORS. *Drillia jeffreysii*. *Inquistor jeffreysii*. VOUCHER MATERIAL. Institute of Oceanology, Hai Phong. – Research Institute for Aquaculture No. 3. as *Drillia jeffreysii* – TMMP Coll. Identified by R.N. Kilburn (Hylleberg 2001). LITERATURE. Nguyen X. Duc *et al.* (1997)

Lophiotoma indica (Röding, 1798)

OF AUTHORS. *Turris indica*. VOUCHER MATERIAL. Institute of Oceanology, Hai Phong. – Research Institute for Aquaculture No. 3. – TMMP Coll. Identified by R.N. Kilburn (Hylleberg 2001). LITERATURE. Nguyen X. Duc *et al.* (1997). Nguyen X. Duc (2001) as *Turris indica*. REMARKS. R.N. Kilburn found it present at RIA 3.

Lophiotoma leucotropis

(Adams and Reeve, 1850)

Fig. Back of cover, lower row.

OF AUTHORS. *Gemmula leucotropis*. *Pleurotoma leucotropis*. *Turris leucotropis*. VOUCHER MATERIAL. Institute of Oceanology, Hai Phong. Institute of Oceanography, Nha Trang. Research Institute for Aquaculture No. 3. University of Fisheries, Nha Trang. – TMMP Coll. Identified by R.N. Kilburn (Hylleberg 2001). LITERATURE. Serène (1937). ION collection, Tourane, as *Pleurotoma leucotropis* A. Adams et Reeve. REMARKS. R.N. Kilburn found it present at RIA 3. – Collected at north end of My Khe Beach, Danang. 4 August 2001. Fishermen's sorting area on beach. From drag nets or inshore trawling. Leg. D.G. Reid. Among refuse beneath fishing wharf, Danang. 4 August 2001. Leg. D.G. Reid.

Lophiotoma millepunctata (Sowerby, 1908)

LITERATURE. Nguyen Ngo Thach (2202) as *Xenoturris* (sic) *millepunctata* (Sowerby, 1908).

Lophiotoma notata (Sowerby, 1889)

Fig. Back of cover, lower row.

REMARKS. Trawled off Quang Ngai, 1-30 m. Presented to R.N. Kilburn by Nguyen Ngo Thach.

Lophiotoma polytropia (Helbling, 1779)

OF AUTHORS. *Lophiotoma polytropia* (Röding, 1798). *Turris polytropia*. VOUCHER MATERIAL. Institute of Oceanology, Hai Phong.

Nihonia MacNeil, 1960

Nihonia australis (Roissy, 1805)

OF AUTHORS. *Fusiturricula australis*. *Turricula australis*. *Surcula australis*. VOUCHER MATERIAL. Institute of Oceanology, Hai Phong. – Research Institute for Aquaculture No. 3. LITERATURE. Dawydoff (1952) as *Surcula australis* [citing the

unavailable Chemnitz]. – Nguyen X. Duc *et al.* (1997). – Nguyen X. Duc (2001) as *Turricula australis*.

Paradrillia

Makiyama, 1940

Paradrillia alluaudi (Dautzenberg, 1932)

OF AUTHORS. *Drillia alluaudi*. VOUCHER MATERIAL. Institute of Oceanography, Nha Trang. REMARKS. Species in need of revision.

Polystira

Woodring, 1928

Polystira oxytropis (Souleyet non Sowerby)

OF AUTHORS. Genus *Pleurotoma* Lamarck, 1799. *Pleurotoma oxytropis* Souleyet non Sowerby. *Turris oxytropis*. LITERATURE. Serène (1937). ION collection, Annam, as *Pleurotoma oxytropis*. REMARKS. Not in Vietnam. North America species.

Ptychobela

Thiele, 1925

Ptychobela crenularis (Lamarck, 1816)

LITERATURE. Nguyen Ngo Thach (2202).

Ptychobela lanceolata (Reeve, 1845) not verified

OF AUTHORS. *Drillia lanceolata*. VOUCHER MATERIAL. Institute of Oceanography, Nha Trang. REMARKS. R.N. Kilburn states that ION specimens cannot be verified. The lot consists of a mixture of very worn juveniles.

Ptychobela nodulosus (Gmelin, 1791)

LITERATURE. Nguyen Ngo Thach (2202).

Ptychobela suturalis (Gray, 1838)

SYNONYMS. *Inquisitor vexillum* Habe. *Pleurotoma crenularis* of authors, non Lamarck. VOUCHER MATERIAL. University of Fisheries, Nha Trang. LITERATURE. Serène (1937). ION collection, Gulf of Thailand, as *Pleurotoma crenularis* Lamarck

Ptychobela kawamurai (Habe & Kosuge, 1958)

OF AUTHORS. *Antiplanes kawamurai* Habe, 1958. *Brachytoma kawamurai*. VOUCHER MATERIAL. Institute of Oceanography, Nha Trang.

Turricula
Schumacher, 1817

Turricula javana (Linnaeus, 1758)

OF AUTHORS. *Surcula javana*. SYNONYM. *Pleurotoma nodifera* Lamarck. VOUCHER MATERIAL. Research Institute for Aquaculture No. 3. – University of Fisheries, Nha Trang. LITERATURE. Serène (1937). ION collection as *Pleurotoma nodifera* Lamarck. – Dawydoff (1952) Golf of Thailand as *Surcula javana*. REMARKS. R.N. Kilburn found it present at RIA 3. – D.G. Reid found it trawled by fishermen, 10–20 m, nearshore Luong Son, 15 km N of Nha Trang.

Turricula nelliae spurius (Hedley, 1922)

Fig. Back of cover, lower row.
OF AUTHORS. *Brachytoma spurina* (Hedley). *Turricula nelliae* (Smith, 1877). SYNONYMS. *Surcula tuberculata* Gray. *Turricula tuberculata* (Gray). VOUCHER MATERIAL. Institute of Oceanology, Hai Phong. – Research Institute for Aquaculture No. 3. – Institute of Oceanography, Nha Trang. – TMMP Coll. Identified by R.N. Kilburn (Hylleberg 2001). LITERATURE. Nguyen X. Duc *et al.* (1997) as *Turricula nelliae spurius* (Hedley) and as *Turricula tuberculata* (Gray). Identified by R.N. Kilburn in Hylleberg (2000). Nguyen X. Duc (2001) as *Turricula tuberculata*. Nguyen X. Duc (2001) as *Brachytoma spurina* (sic) (Hedley). REMARKS. R.N. Kilburn found it present at RIA 3. – D.G. Reid collected *Turricula nelliae spurius* as *Turricula nelliae* at north end of My Khe Beach, Danang. 4 August 2001. Fishermen's sorting area on beach. From drag nets or inshore trawling. *Turricula nelliae spurius* among refuse beneath fishing wharf, Danang. 4 August 2001. Leg. D.G. Reid. Typical *Turricula nelliae* is supposed to be Mauritian.

Turridrupa
Hedley, 1922

Turridrupa acutigemmata (Smith, 1817)

LITERATURE. Nguyen Ngo Thach (2202).

Turridrupa bijubata (Reeve, 1843)

OF AUTHORS. *Drillia bijubata*. VOUCHER MATERIAL. Institute of Oceanography, Nha Trang.

Turris
Röding, 1798

Turris amicta (Smith, 1877)

OF AUTHORS. *Pleurotoma amicta*. *Turris amicta*. VOUCHER MATERIAL. Institute of Oceanography, Nha Trang. REMARKS. Indian endemic species.

Turris babylonia (Linnaeus, 1758)

VOUCHER MATERIAL. Institute of Oceanology, Hai Phong. – Univ. of Natural Science, HCM City.

Turris crispa (Lamarck, 1822)

OF AUTHORS. *Pleurotoma crispa*. VOUCHER MATERIAL. University of Natural Science, HCM City. LITERATURE. Dawydoff (1952) Poulou-Condore as *Pleurotoma crispa*

Turris grandis (Gray, 1834)

Fig. Back of cover, upper row.
OF AUTHORS. *Polystira grandis*. VOUCHER MATERIAL. Institute of Oceanology, Hai Phong. – Institute of Oceanography, Nha Trang. REMARKS. R.N. Kilburn found it present at IO, Nha Trang. – Also known from the Arafura Sea.

Turris normandavidsoni Olivera, 2000

Fig. Back of cover, upper row.
REMARKS. Presented to R.N. Kilburn by Nguyen Ngo Thach. Trawled in the Nha Trang area.

Turris spectabilis (Reeve, 1843)

LITERATURE. Nguyen Ngo Thach (2202).

Turris undosa (Lamarck, 1816)

LITERATURE. Nguyen Ngo Thach (2202).

DRILLIIDAE

Drillia Gray, 1838

Drillia alabaster (Reeve, 1843)

OF AUTHORS. *Clavus alabastes*. *Inquisitor alabastes* (Reeve, 1843). VOUCHER MATERIAL. Institute of Oceanology, Hai Phong. LITERATURE. Nguyen X. Duc *et al.* (1997). – Nguyen X. Duc (2001) as *Clavus alabaster*. REMARKS. Known from Japan.

Drillia regia (Habe & Murakami, 1970)

Fig. Front of cover.
OF AUTHORS. Described as *Clavus regius*. REMARKS. Commonly misidentified as *Drillia enna* (Dall, 1918). Trawled off Nha Trang. Presented to Kilburn by Nguyen Ngo Thach.

Plagiostropha
Melvill, 1927

***Plagiostropha opalus* (Reeve, 1845)**

OF AUTHORS. *Mangelia opalus*. VOUCHER MATERIAL. Institute of Oceanography, Nha Trang. REMARKS. R.N. Kilburn found it present at IO, Nha Trang.

TEREBRIDAE

Duplicaria Dall, 1908

***Duplicaria badia* (Deshayes, 1859)**

OF AUTHORS. *Terebra badia*. LITERATURE. Serène (1937). ION collection as *Terebra badia*

***Duplicaria duplicata* (Linnaeus, 1767)**

OF AUTHORS. *Diplomeriza duplicata*. *Terebra duplicata*. VOUCHER MATERIAL. Institute of Oceanology, Hai Phong. – Institute of Oceanography, Nha Trang. – University of Fisheries, Nha Trang. – University of Natural Science, HCM City. LITERATURE. Nguyen X. Duc *et al.* (1997) as *Diplomeriza duplicata* (Linné). Nguyen X. Duc (2001) as *Diplomeriza duplicata*

***Duplicaria dussumieri* (Kiener, 1839)**

OF AUTHORS. *Terebra dussumieri*. VOUCHER MATERIAL. Research Institute for Aquaculture No. 3. – University of Fisheries, Nha Trang.

***Duplicaria raphanula* (Lamarck, 1822)**

LITERATURE. Nguyen Ngo Thach (2202).

***Duplicaria spectabilis* (Hinds, 1844)**

OF AUTHORS. *Terebra spectabilis*. VOUCHER MATERIAL. Institute of Oceanology, Hai Phong.

Hastula H.&A. Adams, 1853

***Hastula strigilata* (Linnaeus, 1758)**

OF AUTHORS. *Terebra strigilata*. VOUCHER MATERIAL. Institute of Oceanography, Nha Trang.

Terebra Bruguière, 1789

***Terebra affinis* Gray, 1843**

VOUCHER MATERIAL. Institute of Oceanography, Nha Trang. LITERATURE. Serène (1937). ION collection, Nha Trang.

***Terebra amanda* Hinds, 1844**

LITERATURE. Nguyen Ngo Thach (2202).

***Terebra anilis* (Röding, 1798)**

VOUCHER MATERIAL. Research Institute for Aquaculture No. 3. REMARKS. R.N. Kilburn found it present at RIA 3.

***Terebra areolata* (Link, 1807)**

LITERATURE. Nguyen Chinh (1996). REMARKS. Known from the Pacific.

***Terebra argus* Hinds, 1844**

LITERATURE. Nguyen Ngo Thach (2202).

***Terebra babylonica* Lamarck, 1822**

LITERATURE. Serène (1937). ION collection, Nha Trang.

***Terebra cancellata* Quoy and Gaimard**

OF AUTHORS. *Terebra cancellata* Gray, 1834. VOUCHER MATERIAL. Institute of Oceanology, Hai Phong. – Institute of Oceanography, Nha Trang. REMARKS. Known from the Philippines.

***Terebra chlorata* Lamarck, 1822**

VOUCHER MATERIAL. Institute of Oceanography, Nha Trang. – University of Fisheries, Nha Trang

***Terebra commaculata* (Gmelin, 1791)**

VOUCHER MATERIAL. Research Institute for Aquaculture No. 3. – University of Fisheries, Nha Trang. LITERATURE. Nguyen Chinh & Le Ngoc Hoa (2003). REMARKS. Known from the West Pacific.

***Terebra crenulata* (Linnaeus, 1758)**

VOUCHER MATERIAL. Institute of Oceanography, Nha Trang. – Research Institute for Aquaculture No. 3. LITERATURE. Serène (1937). ION collection, Nha Trang.

***Terebra cumingii* Deshayes, 1857**

OF AUTHORS. *Myurella cumingii*. VOUCHER MATERIAL. Institute of Oceanology, Hai Phong. LITERATURE. Nguyen X. Duc *et al.* (1997) as *Myurella cumingii* (Deshayes). – Nguyen X. Duc (2001) as *Terebra cumingii*

***Terebra dimidiata* (Linnaeus, 1758)**

OF AUTHORS. *Subula dimidiata*. VOUCHER MATERIAL. Institute of Oceanography, Nha Trang. LITERATURE. Serène (1937). ION collection, Annam # 436; Field notes # 92.

***Terebra felina* (Dillwyn, 1817)**

SYNONYM. *Terebra tigrina*. VOUCHER MATERIAL. Institute of Oceanography, Nha Trang. University of Natural Science, HCM City.

Terebra flammea Lamarck.

LITERATURE. Serène (1937). ION collection, Nha Trang. REMARKS. Not in Vietnam. North American species.

Terebra guttata (Röding, 1798)

LITERATURE. Nguyen Ngo Thach (2202).

Terebra hastata Gmelin, 1791

VOUCHER MATERIAL. Institute of Oceanography, Nha Trang. REMARKS. Not in Vietnam. North American species.

Terebra laevigata Gray, 1834

VOUCHER MATERIAL. Institute of Oceanography, Nha Trang. – University of Natural Science, HCM City.

Terebra maculata (Linnaeus, 1758)

VOUCHER MATERIAL. Institute of Oceanography, Nha Trang. – Research Institute for Aquaculture No. 3. – University of Natural Science, HCM City. – Fac. of Agriculture, Can Tho University. LITERATURE. Serène (1937). ION collection Gulf of Thailand # 440; Field notes # St. 809. Nguyen Chinh (1996). – Hua Thai Tuyen (1999).

Terebra monilis Quoy & Gaimard, 1832

VOUCHER MATERIAL. Institute of Oceanography, Nha Trang

Terebra muscaria Lamarck, 1822

VOUCHER MATERIAL. Institute of Oceanography, Nha Trang. – University of Natural Science, HCM City. LITERATURE. Dawydoff (1952) Ha Long Bay. Gulf of Thailand as *Terebra muscaria* Lamk.

Terebra nebulosa Sowerby, 1825

LITERATURE. Nguyen Ngo Thach (2202).

Terebra pertusa (Born, 1778)

LITERATURE. Nguyen Ngo Thach (2202).

Terebra polygyrata Deshayes, 1859

VOUCHER MATERIAL. Institute of Oceanography, Nha Trang

Terebra pretiosa Reeve, 1842

LITERATURE. Nguyen Ngo Thach (2202).

Terebra subulata (Linnaeus, 1767)

VOUCHER MATERIAL. Institute of Oceanography, Nha Trang. – Research Institute for Aquaculture No. 3. LITERATURE. Serène (1937). ION collection, Annam # 668; Field notes # 103. Nguyen Chinh & Le Ngoc Hoa (2003).

Terebra tenera Hinds, 1844

VOUCHER MATERIAL. Institute of Oceanography,

Nha Trang. – University of Natural Science, HCM City. LITERATURE. Dautzenberg & Fischer (1906) as *Terebra tenera* Hinds, 1843. – Serène (1937). ION collection, Nha Trang

Terebra torquata Adams & Reeve, 1850

LITERATURE. Serène (1937). ION collection, Annam # 441; Field notes # 103

Terebra tricincta Smith, 1877

VOUCHER MATERIAL. Institute of Oceanography, Nha Trang. REMARKS. Known from the Persian Gulf.

Terebra triseriata Gray, 1834

OF AUTHORS. *Triplostephanus triseriata*. VOUCHER MATERIAL. Institute of Oceanology, Hai Phong. – University of Fisheries, Nha Trang. LITERATURE. Nguyen X. Duc *et al.* (1997) as *Triplostephanus triseriata* (Gray). – Nguyen X. Duc (2001) as *Terebra triseriata*

Terebra undulata Gray, 1834

LITERATURE. Nguyen Ngo Thach (2202).

CONIDAE

Annotated by A.J. Kohn

Conus Linnaeus, 1758*Conus achatinus* Gmelin, 1791

VOUCHER MATERIAL. Institute of Oceanography, Nha Trang. – Research Institute for Aquaculture No. 3. – University of Fisheries, Nha Trang. TMMP Coll. Identified by R.N. Kilburn (Hylleberg 2001). LITERATURE. Serène (1937). ION collection, Gulf of Thailand [citing the unavailable Chemnitz]. REMARKS. A.J. Kohn found it present at RIA 3.

Conus aculeiformis Reeve, 1844

VOUCHER MATERIAL. Institute of Oceanology, Hai Phong.

Conus acutangulus Lamarck, 1810

VOUCHER MATERIAL. Institute of Oceanology, Hai Phong.

Conus ammiralis Linnaeus, 1758

Serène (1937). ION collection, Poulo-Condore

**Conus archiepiscopus* Bruguière. *Nom. dubium* LITERATURE. Serène (1937). ION collection, Poulo-Condore. REMARKS. A.J. Kohn states that *Conus archiepiscopus* should not be used.

Conus arenatus Hwass in Bruguière, 1792

VOUCHER MATERIAL. Institute of Oceanography, Nha Trang. – Research Institute for Aquaculture No. 3. – University of Natural Science, HCM City. LITERATURE. Serène (1937). ION collection, Gulf of Thailand. REMARKS. A.J. Kohn found it present at RIA 3.

Conus aulicus Linnaeus, 1758

VOUCHER MATERIAL. Institute of Oceanography, Nha Trang. – University of Fisheries, Nha Trang. University of Natural Science, HCM City.

Conus australis Holten, 1802

VOUCHER MATERIAL. University of Natural Science, HCM City.

Conus bandanus Hwass in Bruguière, 1792

LITERATURE. Nguyen Ngo Thach (2202). REMARKS. Nguyen Ngo Thach states that *Conus bandanus* Hwass in Bruguière is present in Vietnam. It is very close to *Conus marmoreus* but differs in its black spiral band

Conus betulinus Linnaeus, 1758

VOUCHER MATERIAL. Institute of Oceanography, Nha Trang. – Research Institute for Aquaculture No. 3. LITERATURE. Nguyen Chinh (1996). *Conus betulinus* identified by A.J. Kohn in Hylleberg (2000). REMARKS. R.N. Kilburn and A.J. Kohn found it present at RIA 3.

Conus biliosus Röding, 1798

MATERIAL. Nguyen Thi Mai (Nafiquacen), Nha Trang, dead on shore. REMARKS. Identified by A.J. Kohn.

Conus ?boholensis Petuch, 1979

OF AUTHORS. *Conus cancellatus* Hwass in Bruguière, 1792. VOUCHER MATERIAL. University of Natural Science, HCM City, as *Conus cancellatus*. REMARKS. *C. cancellatus* is not mentioned by Röckel, Korn & Kohn (1995). A.J. Kohn states that *C. cancellatus* is an Atlantic species. Vietnam specimens are probably *C. boholensis* Petuch.

Conus bullatus Linnaeus, 1758

LITERATURE. Nguyen Ngo Thach (2202).

Conus capitanelus Fulton, 1938

LITERATURE. Nguyen Ngo Thach (2202). Not in Vietnam. Japan to Phillipines and New Caledonia.

Conus capitaneus Linnaeus, 1758

VOUCHER MATERIAL. Institute of Oceanology, Hai

Phong. – Institute of Oceanography, Nha Trang. Research Institute for Aquaculture No. 3. TMMP Coll. Identified by R.N. Kilburn (Hylleberg 2001). LITERATURE. Serène (1937). ION collection, Poulo-Condore. Gulf of Thailand. – Gulbin & Evseev (1997). – Hua Thai Tuyen (1999). REMARKS. A.J. Kohn found it present at RIA 3.

Conus characteristicus Fischer, 1807

VOUCHER MATERIAL. Research Institute for Aquaculture No. 3. LITERATURE. Serène (1937). ION collection, Gulf of Thailand as *Conus characteristicus* (sic) [citing the unavailable Chemnitz]. REMARKS. R.N. Kilburn and A.J. Kohn found it present at RIA 3.

Conus chaldaeus (Röding, 1798)

SYNONYM. *Conus vermiculatus* Lamarck, 1810. VOUCHER MATERIAL. Institute of Oceanography, Nha Trang. – Research Institute for Aquaculture No. 3. LITERATURE. Serène (1937). ION collection, Poulo-Condore as *Conus vermiculatus* Bruguière. – Gulbin & Evseev (1997) as *Conus chaldeus* (sic). – Nguyen Chinh & Le Ngoc Hoa (2003) as *Conus chaldacus* (sic). REMARKS. Synonymy by A.J. Kohn.

Conus cinereus Hwass in Bruguière, 1792

VOUCHER MATERIAL. Institute of Oceanography, Nha Trang.

Conus circumactus Iredale, 1929

LITERATURE. Nguyen Ngo Thach (2202).

Conus coffeae Gmelin, 1791

SYNONYM. *Conus scabriusculus* Dillwyn, 1817. VOUCHER MATERIAL. Institute of Oceanography, Nha Trang as *C. scabriusculus*. LITERATURE. Nguyen Ngo Thach (2202) as *C. scabriusculus*. REMARKS. *C. scabriusculus* is a synonym of *C. coffeae* (Röckel, Korn & Kohn (1995)).

Conus consors Sowerby, 1833

SYNONYM. *Conus raphanus* Bruguière. VOUCHER MATERIAL. Institute of Oceanography, Nha Trang. Fac. of Agriculture, Can Tho University. LITERATURE. Serène (1937). ION collection, Gulf of Thailand. – Serène (1937). ION collection, Nha Trang, as *Conus raphanus* Bruguière. Gulbin & Evseev (1997). REMARKS. Synonymy by A.J. Kohn.

Conus coronatus Gmelin, 1791

OF AUTHORS. *Virroconus coronatus*. SYNONYM.

Conus aristophanes Sowerby, 1857. VOUCHER MATERIAL. Institute of Oceanology, Hai Phong. Institute of Oceanography, Nha Trang. Research Institute for Aquaculture No. 3. – University of Fisheries, Nha Trang. – TMMP Coll. Identified by R.N. Kilburn (Hylleberg 2001). LITERATURE. Nguyen X. Duc *et al.* (1997) as *Virroconus coronatus* (Gmelin). Identified by R.N. Kilburn in Hylleberg (2000). – Nguyen X. Duc (2001). Nguyen Ngo Thach (2202) as *Conus aristophanes* Sowerby, 1857. REMARKS. *C. aristophanes* is a synonym of *C. coronatus* according to Röckel, Korn & Kohn (1995).

Conus distans Hwass in Bruguière, 1792

VOUCHER MATERIAL. Inst. of Oceanography, Nha Trang. – Research Inst for Aquaculture No. 3.

Conus ebraeus Linnaeus, 1758

VOUCHER MATERIAL. Institute of Oceanology, Hai Phong. – Institute of Oceanography, Nha Trang. Research Institute for Aquaculture No. 3. University of Fisheries, Nha Trang. – University of Natural Science, HCM City. – TMMP Coll. Identified by R.N. Kilburn (Hylleberg 2001). LITERATURE. Serène (1937). ION collection, Poulo-Condore, as *Conus hebraeus*. – Gulbin & Evseev (1997). – Hua Thai Tuyen (1999). Identified by J. Hylleberg in Hylleberg (2000).

Conus eburneus Hwass in Bruguière, 1792

VOUCHER MATERIAL. Institute of Oceanography, Nha Trang. – Research Institute for Aquaculture No. 3. – University of Natural Science, HCM City. LITERATURE. Serène (1937). ION collection, Gulf of Thailand

Conus emaciatus Reeve, 1849

VOUCHER MATERIAL. Institute of Oceanology, Hai Phong. – University of Natural Science, HCM City. LITERATURE. Serène (1937). ION collection, Poulo-Condore

Conus eximus Reeve, 1849

VOUCHER MATERIAL. Research Institute for Aquaculture No. 3.

Conus flavidus Lamarck, 1810

VOUCHER MATERIAL. Institute of Oceanography, Nha Trang. LITERATURE. Gulbin & Evseev (1997). – Hua Thai Tuyen (1999).

Conus frigidus Reeve, 1848

LITERATURE. Nguyen Ngo Thach (2202).

Conus fulmen Reeve, 1843

VOUCHER MATERIAL. University of Natural Science, HCM City. Remarks. A.J. Kohn states that *C. fulmen* is not known to occur in Vietnam (Röckel, Korn & Kohn (1995)).

Conus generalis Linnaeus, 1767

VOUCHER MATERIAL. Institute of Oceanography, Nha Trang. – Research Institute for Aquaculture No. 3. – University of Fisheries, Nha Trang. University of Natural Science, HCM City. – Fac. of Agriculture, Can Tho University. LITERATURE. Serène (1937). ION collection, Nha Trang.

Conus geographus Linnaeus, 1758

Live animal, fig. p. 229

VOUCHER MATERIAL. Inst. of Oceanography, Nha Trang. – Res. Inst. for Aquaculture No. 3. – Univ. of Fish., Nha Trang. – Univ. of Nat. Sci., HCM City. LITERATURE. Serène (1937). ION collection, Poulo-Condore. – Nguyen Chinh (1996).

Conus grangeri Sowerby, 1900

VOUCHER MATERIAL. University of Fisheries, Nha Trang. REMARKS. A.J. Kohn states that *C. grangeri* is not known to occur in Vietnam (RKK, 1995).

Conus hyaena Hwass in Bruguière, 1792

LITERATURE. Nguyen Ngo Thach (2202).

Conus ichinoseana (Kuroda, 1956)

OF AUTHORS. *Asprella ichinoseana*. VOUCHER MATERIAL. Crude Oil Safety Center, HCM City. REMARKS. A.J. Kohn states that *C. ichinoseana* is not known to occur in Vietnam (RKK, 1995).

Conus imperialis Linnaeus, 1758

SYNONYM. *Conus fuscatus* Born, 1778. VOUCHER MATERIAL. Institute of Oceanography, Nha Trang. Research Institute for Aquaculture No. 3. University of Natural Science, HCM City. LITERATURE. Serène (1937). ION collection, Nha Trang. – Dawydoff (1952) as *Conus fuscatus* Born. REMARKS. R.N. Kilburn found it present at RIA 3. Synonymy by A.J. Kohn.

Conus insculptus Kiener, 1845

VOUCHER MATERIAL. Inst. of Ocean., Hai Phong.

Conus janus Hwass in Bruguière, 1792

LITERATURE. Serène (1937). ION collection, Annam. Remarks. A.J. Kohn states that *C. janus* is not known to occur in Vietnam (RKK, 1995).

Conus legatus Lamarck, 1810

VOUCHER MATERIAL. Institute of Oceanology, Hai Phong.

Conus lentiginos Reeve, 1843

VOUCHER MATERIAL. University of Natural Science, HCM City.

Conus leopardus (Röding, 1798)

SYNONYMS. *Conus millepunctatus* Lamarck. *Conus litteratus pardus* Röding, 1798. VOUCHER MATERIAL. Institute of Oceanography, Nha Trang. Research Institute for Aquaculture No. 3. LITERATURE. Serène (1937). ION collection, Gulf of Thailand # 439; Field notes # St. 808 as *C. litteratus pardus*. REMARKS. A.J. Kohn states that *Conus millepunctatus* Lamarck is a synonym. *Conus litteratus pardus* Röding, 1798 is a synonym of *C. leopardus* (Röding, 1798)

Conus lithoglyphus Hwass in Bruguière, 1792

OF AUTHORS. *Conus lithoglyphus* Meuschen. LITERATURE. Serène (1937). ION collection, Gulf of Thailand

Conus litteratus Linnaeus, 1758

VOUCHER MATERIAL. Research Institute for Aquaculture No. 3. LITERATURE. Nguyen Chinh (1996).

Conus lividus Hwass in Bruguière, 1792

OF AUTHORS. *Virgiconus lividus*. VOUCHER MATERIAL. Institute of Oceanology, Hai Phong. Institute of Oceanography, Nha Trang. Research Institute for Aquaculture No. 3. – University of Fisheries, Nha Trang. – University of Natural Science, HCM City. LITERATURE. Serène (1937). ION collection, Gulf of Thailand. Nguyen X. Duc *et al.* (1997) as *Virgiconus lividus* (Hwass). Hua Thai Tuyen (1999).

Conus luteus Sowerby, 1833

LITERATURE. Nguyen Ngo Thach (2202). REMARKS. *C. luteus* is not known to occur in Vietnam (Röckel, Korn & Kohn (1995)).

Conus lynceus Sowerby, 1858

VOUCHER MATERIAL. Institute of Oceanography, Nha Trang. – Research Institute for Aquaculture No. 3. REMARKS. A.J. Kohn and R.N. Kilburn found it present at RIA 3. – Cua Be, Nha Trang. 8 August 2001. From fishermen, trawled at about 20m depth. Leg. D.G. Reid.

Conus magus Linnaeus, 1758

VOUCHER MATERIAL. Research Institute for Aquaculture No. 3. – University of Natural Science, HCM City. LITERATURE. Serène (1937). ION collection, Poulo-Condore.

Conus marmoreus Linnaeus, 1758

VOUCHER MATERIAL. Institute of Oceanology, Hai Phong. – Institute of Oceanography, Nha Trang. Research Institute for Aquaculture No. 3. University of Natural Science, HCM City. – Faculty of Agriculture, Can Tho University. LITERATURE. Serène (1937). ION collection les Paracels # 653; Field notes # St. 845. – Nguyen Chinh (1996).

Conus miles Linnaeus, 1758

VOUCHER MATERIAL. Institute of Oceanology, Hai Phong. – Institute of Oceanography, Nha Trang. Research Institute for Aquaculture No. 3. University of Natural Science, HCM City. LITERATURE. Serène (1937). ION collection, Nha Trang. – Gulbin & Evseev (1997). – Hua Thai Tuyen (1999).

Conus miliaris Hwass in Bruguière, 1792

LITERATURE. Serène (1937). ION collection, Poulo-Condore. – Identified by A.J. Kohn in Hylleberg (2000).

****Conus minimus*** Linnaeus, 1758. *Nomen dubium*

LITERATURE. Serène (1937). ION collection, Poulo-Condore. REMARKS. A.J. Kohn states that *Conus minimus* should not be used.

Conus mitratus Hwass in Bruguière, 1792

LITERATURE. Nguyen Ngo Thach (2202).

Conus monachus Linnaeus, 1758

LITERATURE. Nguyen Ngo Thach (2202). REMARKS. *C. monachus* is not known to occur in Vietnam (Röckel, Korn & Kohn (1995)).

Conus muriculatus Sowerby, 1833

SYNONYM. *Conus sugillatus* Reeve, 1844. VOUCHER MATERIAL. Institute of Oceanography, Nha Trang as *C. sugillatus*. REMARKS. *C. sugillatus* is a synonym of *C. muriculatus* according to Röckel, Korn & Kohn (1995).

Conus musicus Hwass in Bruguière, 1792

SYNONYM. *Conus ceylanensis* Hwass in Bruguière, 1792. VOUCHER MATERIAL. Institute of Oceanology, Hai Phong. – Institute of Oceanography, Nha Trang. – Research Institute for Aquaculture No. 3. – Institute of Oceanography, Nha Trang. – Research Institute for Aquaculture No. 3. LITERATURE. Gulbin & Evseev (1997). Hua Thai Tuyen (1999). REMARKS. *C. ceylanensis* is a synonym of *C. musicus* according to Röckel, Korn & Kohn (1995).

- Conus mustelinus*** Hwass in Bruguière, 1792
LITERATURE. Serène (1937). ION collection, Poulo-Condore.
- Conus nussatella*** Linnaeus, 1758
VOUCHER MATERIAL. Institute of Oceanography, Nha Trang. – Research Institute for Aquaculture No. 3. – University of Natural Science, HCM City. LITERATURE. Gulbin & Evseev (1997).
- Conus omaria*** Hwass in Bruguière, 1792
VOUCHER MATERIAL. Institute of Oceanography, Nha Trang. – Research Institute for Aquaculture No. 3. – Univ. of Natural Science, HCM City.
- Conus orbigny*** Audouin, 1831
VOUCHER MATERIAL. Institute of Oceanography, Nha Trang.
- Conus pagodus*** Kiener, 1845
LITERATURE. Nguyen Ngo Thach (2202). REMARKS. *C. pagodus* is not known to occur in Vietnam (Röckel, Korn & Kohn (1995)).
- Conus pauperculus*** Sowerby, 1834
VOUCHER MATERIAL. University of Natural Science, HCM City.
- Conus pennaceus*** Born, 1778
SYNONYM. *Conus episcopus* Hwass in Bruguière, 1792. VOUCHER MATERIAL. University of Natural Science, HCM City. LITERATURE. Nguyen Ngo Thach (2202) as *Conus episcopus*. REMARKS. *C. episcopus* is a synonym of *C. pennaceus* (Röckel, Korn & Kohn (1995)).
- Conus pergrandis*** (Iredale, 1937)
REMARKS. Figs. in Alf *et al.* (2000). Trawled on soft bottom in about 180 m depth.
- Conus planorbis*** Born, 1778
SYNONYM. *Conus vitulinus* Hwass in Bruguière, 1792. VOUCHER MATERIAL. Institute of Oceanography, Nha Trang as *C. vitulinus*. LITERATURE. Serène (1937). ION collection, Gulf of Thailand. REMARKS. Synonymy according to Röckel, Korn & Kohn (1995).
- Conus pulicarius*** Hwass in Bruguière, 1792
VOUCHER MATERIAL. Institute of Oceanography, Nha Trang. – Research Institute for Aquaculture No. 3. – University of Natural Science, HCM City. – TMMP Coll. Identified by R.N. Kilburn (Hylleberg 2001). LITERATURE. Serène (1937). ION collection, Poulo-Condore.
- Conus quercinus*** [Lightfoot], 1786
VOUCHER MATERIAL. Institute of Oceanography, Nha Trang. – Research Institute for Aquaculture No. 3. – University of Fisheries, Nha Trang. LITERATURE. Serène (1937). ION collection, Gulf of Thailand, as *Conus quercinus* Hwass. REMARKS. R.N. Kilburn found it present at RIA3.
- Conus radiatus*** Gmelin, 1791
LITERATURE. Nguyen Ngo Thach (2202). REMARKS. *Conus radiatus* is not known to occur in Vietnam. (Röckel, Korn & Kohn (1995)).
- Conus rattus*** Hwass in Bruguière, 1792
VOUCHER MATERIAL. Institute of Oceanography, Nha Trang. – Research Institute for Aquaculture No. 3. LITERATURE. Gulbin & Evseev (1997). Hua Thai Tuyen (1999).
- Conus retifer*** Menke, 1829
VOUCHER MATERIAL. University of Natural Science, HCM City.
- Conus rolani*** Röckel, 1986
LITERATURE. Nguyen Ngo Thach (2202). REMARKS. *Conus rolani* is not known to occur in Vietnam. (Röckel, Korn & Kohn (1995)).
- Conus sanguinolentus*** Quoy & Gaimard, 1834
LITERATURE. Nguyen Ngo Thach (2202).
- ****Conus senator*** Reeve. *Nomen dubium*
LITERATURE. Serène (1937). ION collection, Gulf of Thailand. REMARKS. A.J. Kohn maintained that *Conus senator* should not be used.
- Conus sieboldii*** Reeve, 1848
LITERATURE. Nguyen Ngo Thach (2202). REMARKS. *Conus sieboldii* is not known to occur in Vietnam. (Röckel, Korn & Kohn (1995)).
- Conus spectrum*** Linnaeus, 1758
LITERATURE. Identified by D.G. Reid in Hylleberg (2000). REMARKS. From refuse beneath fishing wharf, Danang, 4 August 2001. Leg. D.G. Reid.
- Conus sponsalis*** Hwass in Bruguière, 1792
VOUCHER MATERIAL. Institute of Oceanology, Hai Phong. – Institute of Oceanography, Nha Trang. LITERATURE. Gulbin & Evseev (1997). – Hua Thai Tuyen (1999).
- Conus stercusmuscarum*** Linnaeus, 1758
LITERATURE. Nguyen Ngo Thach (2202).
- Conus striatellus*** Link, 1807
VOUCHER MATERIAL. University of Natural Science, HCM City.
- Conus striatus*** Linnaeus, 1758
VOUCHER MATERIAL. Institute of Oceanology, Hai Phong. – Institute of Oceanography, Nha Trang.

- Research Institute for Aquaculture No. 3. University of Fisheries, Nha Trang. – TMMP Coll. Identified by R.N. Kilburn (Hylleberg 2001). LITERATURE. Serène (1937). ION collection, Poulo-Condore. – Nguyen Chinh (1996). – Nguyen X. Duc *et al.* (1997). – Hua Thai Tuyen (1999). – *Conus striatus* identified by J. Hylleberg in Hylleberg (2000). – Nguyen X. Duc (2001).
- Conus stupa*** (Kuroda, 1956)
LITERATURE. Nguyen Ngo Thach (2202). REMARKS. *Conus stupa* is not known to occur in Vietnam. (Röckel, Korn & Kohn (1995)).
- Conus stupella*** (Kuroda, 1956)
LITERATURE. Nguyen Ngo Thach (2202). REMARKS. *Conus stupella* is not known to occur in Vietnam. (Röckel, Korn & Kohn (1995)).
- Conus sugimotonis*** Kuroda, 1928
REMARKS. *Conus sugimotonis* Kuroda, 1928 Off Nha Trang. Trawled on mud at 80–300 m. Pres. to D.G. Reid (BMNH) by Nguyen Ngoc Thach, 2001. – Figs. in Alf *et al.* (2000).
- Conus sulcatus*** Hwass in Bruguière, 1792
SYNONYM. *Conus bocki* Sowerby, 1881. VOUCHER MATERIAL. Institute of Oceanology, Hai Phong. Institute of Oceanography, Nha Trang. LITERATURE. Nguyen Ngo Thach (2202) as *Conus bocki* Sowerby, 1881. REMARKS. *C. bocki* is a synonym of *C. sulcatus* according to Röckel, Korn & Kohn (1995).
- Conus suratensis*** Hwass in Bruguière, 1792
LITERATURE. Nguyen Ngo Thach (2202).
- Conus terebra*** Born, 1778
VOUCHER MATERIAL. Research Institute for Aquaculture No. 3. LITERATURE. Nguyen Chinh & Le Ngoc Hoa (2003).
- Conus tessulatus*** Born, 1778
VOUCHER MATERIAL. Institute of Oceanography, Nha Trang. – Research Institute for Aquaculture No. 3. – University of Fisheries, Nha Trang. University of Natural Science, HCM City. LITERATURE. Serène (1937). ION collection, Poulo-Condore.
- Conus textile*** Linnaeus, 1758
Live animal, fig. p. 112
VOUCHER MATERIAL. Inst. of Oceano., Hai Phong. Inst. of Oceanography, Nha Trang. – Res. Inst. for Aquaculture No. 3. – Univ. of Natural Sci., HCM City. TMMP Coll. ID by Kilburn (Hylleberg 2001). LITERATURE. Dautzenberg & Fischer (1905b). – Serène (1937). ION collection. Annam # 433. – Nguyen Chinh (1996). – Hua Thai Tuyen (1999). – *Conus textile* identified by A.J. Kohn in Hylleberg (2000).
- Conus thalassiarachus*** Sowerby, 1833
LITERATURE. Serène (1937). ION collection, Singapore. REMARKS. A.J. Kohn states that *C. thalassiarachus* is not known to occur in Vietnam or in Singapore (RKK, 1995).
- Conus tribblei*** Walls, 1977
SYNONYM. *Conus queenslandis* da Motta, 1984. LITERATURE. Nguyen Ngo Thach (2202) as *Conus queenslandis*. REMARKS. *Conus tribblei* Walls, 1977. Off Nha Trang. Trawled on sand at 80–250 m. Pres. to D.G. Reid (BMNH) by Nguyen Ngoc Thach, 2001. *C. queenslandis* is a synonym of *C. tribblei*. It is not previously known to occur in Vietnam. (Röckel, Korn & Kohn (1995)).
- Conus tulipa*** Linnaeus, 1758
OF AUTHORS. *Gastroidium tulipa*. VOUCHER MATERIAL. Institute of Oceanology, Hai Phong. Institute of Oceanography, Nha Trang. University of Natural Science, HCM City. LITERATURE. Dawydoff (1952), Ha Long Bay, Annam, Cochinchine. – Nguyen X. Duc *et al.* (1997) as *Gastroidium tulipa* (Linnaeus). Nguyen X. Duc (2001)
- Conus varius*** Linnaeus, 1758
LITERATURE. Nguyen Ngo Thach (2202).
- Conus vexillum*** Gmelin, 1791
VOUCHER MATERIAL. Institute of Oceanology, Hai Phong. – Institute of Oceanography, Nha Trang. Research Institute for Aquaculture No. 3. University of Natural Science, HCM City. – Fac. of Agriculture, Can Tho University. – TMMP Coll. Identified by R.N. Kilburn (Hylleberg 2001). LITERATURE. Serène (1937). ION collection, Poulo-Condore, as *Conus vetillum* (sic) Gmelin. – Hua Thai Tuyen (1999).
- Conus vimineus*** Reeve, 1849
VOUCHER MATERIAL. Institute of Oceanology, Hai Phong.
- Conus virgo*** Linnaeus, 1758
VOUCHER MATERIAL. Institute of Oceanology, Nha Trang. – Research Institute for Aquaculture

No. 3. – Univ. of Fisheries, Nha Trang. – Univ. of Natural Science, HCM City. LITERATURE. Serène (1937). ION collection, Poulo-Condore.

Conus voluminalis Reeve, 1843

LITERATURE. Nguyen Ngo Thach (2202).

Eucithara Fischer, 1883

Eucithara fusiformis (Reeve, 1846)

OF AUTHORS. *Eucithara* in family Turridae. LITERATURE. Identified by R.N. Kilburn in Hylleberg (2000).

Eucithara obesa (Reeve, 1846)

SYNONYM. *Cithara reticulata* Reeve. VOUCHER MATERIAL. Institute of Oceanography, Nha Trang.

Kermia Oliver, 1915

Kermia apicalis

(Montrouzier in Souverbie, 1861)

OF AUTHORS. *Clavatula apicalis*. *Kermia* in family Turridae. VOUCHER MATERIAL. Institute of Oceanography, Nha Trang.

Lienardia Jousseaume, 1884

Lienardia nigrocincta Montrouzier in

Montrouzier *et al.*, 1872

OF AUTHORS. *Glyphostoma nigrocincta*. *Lienardia* in family Turridae. VOUCHER MATERIAL.

Institute of Oceanography, Nha Trang.

Lienardia purpurascens (Dunker, 1871)

VOUCHER MATERIAL. Institute of Oceanology, Hai Phong. LITERATURE. Nguyen X. Duc *et al.* (1997). Nguyen X. Duc (2001) as *L. purpureascens* (sic).

Pseudorhaphitoma Boettger, 1895

Pseudorhaphitoma fairbanki

G. & H. Nevill, 1875

OF AUTHORS. *Pseudorhaphitoma* (incorrect spelling). *Pseudorhaphitoma* in family Turridae. VOUCHER MATERIAL. Institute of Oceanography, Nha Trang. REMARKS. R.N. Kilburn found the lot at ION to be a mixture of species; none were *Pseudorhaphitoma*.

Tomopleura Casey, 1904

Tomopleura nivea (Philippi, 1852)

LITERATURE. Nguyen Ngo Thach (2202).

Tomopleura violacea (Hinds, 1844) *non* Mighels & Adams, 1842 = *Tomopleura reevii* (C.B.Adams, 1850). OF AUTHORS. *Pleurotoma violacea*. *Tomopleura* in family Turridae. VOUCHER MATERIAL. Institute of Oceanography, Nha Trang. LITERATURE. Serène (1937). ION collection, Gulf of Thailand, as *Pleurotoma violacea* Hinds. REMARKS. R.N. Kilburn found it a doubtful identification.



Conus textile Linnaeus, 1758. Off Nha Trang. Photo by Oleg Savinkin, Moscow. ID by Yuri Kantor, the Russian Academy of Sciences, Moscow.

HETEROBRANCHIA

ARCHITECTONICIDAE

(including Solariidae)

Architectonica

Röding, 1798

Architectonica gualtierii Bieler, 1993

VOUCHER MATERIAL. Research Institute for Aquaculture No. 3. – TMMP Coll. Identified by R.N. Kilburn (Hylleberg 2001). REMARKS. R.N. Kilburn found it present at RIA 3.

Architectonica maxima (Philippi, 1849)

OF AUTHORS. *Solarium maximum*. Genus *Solarium* Lamarck, 1799 synonym of *Architectonica*. VOUCHER MATERIAL. Institute of Oceanology, Hai Phong. – Research Institute of Marine Products. – Research Institute for Aquaculture No. 3. – University of Natural Science, HCM City. LITERATURE. Nguyen X. Duc *et al.* (1997). – Nguyen X. Duc (2001) as *Solarium* in family Solaridae (sic). REMARKS. Fig. in Alf *et al.* (2000).

Architectonica modesta (Philippi 1849)

LITERATURE. Nguyen Ngo Thach (2202).

Architectonica nobilis Röding, 1798

SYNONYMS. *Solarium quadriceis* Hinds. *Architectonica quadriceis*. VOUCHER MATERIAL. Institute of Oceanography, Nha Trang, as *Solarium quadriceis*. – University of Fisheries, Nha Trang, as *Architectonica quadriceis*. University of Natural Science, HCM City.

REMARKS. Central American species (Atlantic).

Architectonica perdix (Hinds, 1844)

OF AUTHORS. *Solarium perdix*. VOUCHER MATERIAL. Institute of Oceanology, Hai Phong. Research Inst. for Aquaculture No. 3. – Univ. of Fisheries, Nha Trang. LITERATURE. Serène (1937). ION collection, Gulf of Thailand. REMARKS. R.N. Kilburn found it present at RIA 3.

Architectonica perspectiva (Linnaeus, 1758)

OF AUTHORS. *Solarium perspectivum*. VOUCHER MATERIAL. Institute of Oceanology, Hai Phong. Institute of Oceanography, Nha Trang. Research Institute for Aquaculture No. 3. – University of Natural Science, HCM City. – TMMP Coll.

Identified by R.N. Kilburn (Hylleberg 2001). LITERATURE. Dautzenberg & Fischer (1906) as *Solarium perspectivum* (Linnaeus, 1758). Serène (1937). ION collection, Annam # 451. Nguyen X. Duc *et al.* (1997). – Identified by D.G. Reid and J. Hylleberg in Hylleberg (2000). Nguyen X. Duc (2001).

REMARKS. R.N. Kilburn found it present at RIA 3. – Collected at north end of My Khe Beach, Danang. 4 August 2001. Fishermen's sorting area on beach. From drag nets or inshore trawling. Leg. D.G. Reid.

Architectonica picta (Philippi, 1848)

LITERATURE. Nguyen Ngo Thach (2202).

Architectonica purpuratum (Hinds, 1844)

OF AUTHORS. *Solarium purpuratum*. LITERATURE. Serène (1937). ION collection, Gulf of Thailand. REMARKS. Not in Vietnam. Known from the Red Sea and India.

Architectonica stellata (Philippi, 1849)

REMARKS. Collected at north end of My Khe Beach, Danang. 4 August 2001. Fishermen's sorting area on beach. From drag nets or inshore trawling. Leg. D.G. Reid. – D.G. Reid found *Architectonica* cf. *stellata* trawled by fishermen, 10–20 m, nearshore Nha Trang.

Architectonica taylori (Hanley, 1862)

VOUCHER MATERIAL. Research Institute for Aquaculture No. 3. LITERATURE. Nguyen Chinh & Le Ngoc Hoa (2003). REMARKS. R.N. Kilburn found it present at RIA 3. – Fig. in Alf *et al.* (2000).

Architectonica trochlearis (Hinds, 1844)

OF AUTHORS. *Solarium trochleare*. VOUCHER MATERIAL. Institute of Oceanography, Nha Trang. University of Natural Science, HCM City. LITERATURE. Serène (1937). ION collection, Poulo-Condore.

Heliacus
d'Orbigny, 1842

Heliacus stramineus (Gmelin, 1791)

OF AUTHORS. *Torinia straminea*. VOUCHER MATERIAL. Institute of Oceanology, Hai Phong.

Heliacus variegatus (Gmelin, 1791)

VOUCHER MATERIAL. Institute of Oceanology, Hai Phong. – University of Natural Science, HCM

City. LITERATURE. Nguyen X. Duc *et al.* (1997).
Nguyen X. Duc (2001).

Philippia
Gray, 1847

Philippia radiata (Röding, 1798)

SYNONYMS. *Philippia cingulum* Hinds. *Solarium hybridum* of authors non Linné.. VOUCHER MATERIAL. Institute of Oceanography, Nha Trang

PYRAMIDELLIDAE

Otopleura
Fischer, 1885

Otopleura auriscati (Holten, 1802)

OF AUTHORS. *Pyramidella auris caris* (sic). Subgenus (*Otopleura*). SYNONYM. *Pyramidella plicata* Lamarck, 1822. VOUCHER MATERIAL. Inst. of Oceanography, Nha Trang. – Research Institute for Aquaculture No. 3. – University of Fisheries, Nha Trang. – TMMP Coll. Identified by R.N. Kilburn (Hylleberg 2001). LITERATURE. Dautzenberg & Fischer (1905b) as *Pyramidella (Otopleura) auriscati* [citing the unavailable Chemnitz]. – Serène (1937). ION collection, Indochina as *Pyramidella auriscaris* (sic) [citing the unavailable Chemnitz]. REMARKS. R.N. Kilburn found it present at RIA 3. – Collected 20 km N of Danang. 2 August 2001. Dead, in shell gravel dredged from shallow lagoonal bay. Leg. D.G. Reid.

Otopleura mitralis (A. Adams, 1855)

OF AUTHORS. *Pyramidella mitralis*. VOUCHER MATERIAL. Institute of Oceanography, Nha Trang.

Pyramidella
Lamarck, 1799

Pyramidella acus (Gmelin, 1791).

SYNONYM. *Pyramidella punctata* Schubert & Wagner, 1829. VOUCHER MATERIAL. Institute of Oceanography, Nha Trang. LITERATURE. Nguyen Ngo Thach (2202).

Pyramidella dolabrata (Linnaeus, 1758)

LITERATURE. Nguyen Ngo Thach (2202).

Pyramidella maculosa (Lamarck, 1822)

SYNONYMS. *Pyramidella sulcata* A. Adams. *Odostomia sulcata*. VOUCHER MATERIAL. Institute of Oceanography, Nha Trang. LITERATURE. Serène (1937). ION collection, Cochinchina, as *Pyramidella sulcata*. REMARKS. Known from Japan.

Pyramidella pacei

Dautzenberg & Fischer, 1906

D. & F. Plate 1, fig. 3

LITERATURE. Dautzenberg & Fischer (1906) as *Pyramidella (Agatha) pacei*.

Pyramidella pratii (Bernardi, 1859)

VOUCHER MATERIAL. Institute of Oceanology, Hai Phong. – Institute of Oceanography, Nha Trang. LITERATURE. Nguyen X. Duc *et al.* (1997). Nguyen X. Duc (2001).

Pyramidella sulcata tessellata (A. Adams, 1854)

LITERATURE. Nguyen Ngo Thach (2202).

Pyramidella terebellum (Müller, 1774)

OF AUTHORS. *Pyramidella terebella*. SYNONYM. *Pyramidella terebelloides*. VOUCHER MATERIAL. Institute of Oceanology, Hai Phong. – Inst. of Oceanography, Nha Trang. – Univ. of Fisheries, Nha Trang. – Univ. of Natural Science, HCM City. LITERATURE. Nguyen X. Duc *et al.* (1997). Nguyen X. Duc (2001). REMARKS. Collected at north end of My Khe Beach, Danang. 4 August 2001. Fishermen's sorting area on beach. From drag nets or inshore trawling. Leg. D.G. Reid.

Pyramidella teres (A. Adams, 1855)

LITERATURE. Nguyen Ngo Thach (2202).

Pyramidella ventricosa (Guérin, 1831)


VOUCHER MATERIAL. University of Natural Science, HCM City.

Pyrgolampros
Sacco, 1892

Pyrgolampros petri (BartÉch)

VOUCHER MATERIAL. Institute of Oceanology, Hai Phong. LITERATURE. Nguyen X. Duc *et al.* (1997). Ha Long Bay as ?*Pyrgolampros petri* (Bastch). Nguyen X. Duc (2001) as *Pyrgolampros* (sic). REMARKS. Status not known. We have only found reference to this taxon in the cited literature.



D. & F. Plate 1
(1906)



Figs. 1-15 extracted from Plate VI by Dautzenberg & Fischer (1906)



- | | | |
|-----------------------------------|-------------------------------|-------------------------------|
| 1. <i>Alvania boutani</i> | 6,7. <i>Oscilla jocosa</i> | 12. <i>Pyrgulina standeni</i> |
| 2. <i>Cingula annamitica</i> | 8. <i>Odostomia boutani</i> | 13. <i>Pyrgulina prestoni</i> |
| 3. <i>Pyramidella pacei</i> | 9. <i>Odostomia contracta</i> | 14. <i>Pyrgulina claudoni</i> |
| 4. <i>Syrnola callembryon</i> | 10. <i>Pyrgulina melvilli</i> | 15. <i>Pyrgulina lamyi</i> |
| 5. <i>Odostomia pseudoplicata</i> | 11. <i>Pyrgulina sykesi</i> | |

D. & F. Plate 2
(1906)



Figs. 16-22 extracted from Plate VII
by Dautzenberg & Fischer (1906)

16. *Pyrgulina bartschi*
17. *Pyrgulina gemmifera*
18,19. *Pyrgulina germaini*
20. *Pyrgulina eximia*
21. *Pyrgulina pretiosa*
22. *Eulimella pyrgoides*



Figs. 23-28 extracted from Plate V
by Dautzenberg & Fischer (1906)

- 23, 24. *Anomia lischkei* from Japan
25, 26. *Anomia lischkei* from Annam
27, 28. *Sigaretus perobliquus*

Pyrgulina A. Adams, 1864

Pyrgulina bartschi Dautzenberg & Fischer, 1906
D. & F. Plate 2, fig. 16.

LITERATURE. Dautzenberg & Fischer (1906).

Pyrgulina claudoni

Dautzenberg & Fischer, 1906

D. & F. Plate 1, fig. 14.

LITERATURE. Dautzenberg & Fischer (1906).

Pyrgulina eximia

Dautzenberg & Fischer, 1906

D. & F. Plate 2, fig. 20.

LITERATURE. Dautzenberg & Fischer (1906)

Pyrgulina gemmifera

Dautzenberg & Fischer, 1906

D. & F. Plate 2, fig. 17.

LITERATURE. Dautzenberg & Fischer (1906)

Pyrgulina germaini

Dautzenberg & Fischer, 1906

D. & F. Plate 2, figs. 18, 19.

LITERATURE. Dautzenberg & Fischer (1906).

Pyrgulina lamyi Dautzenberg & Fischer, 1906

D. & F. Plate 1, fig. 15.

LITERATURE. Dautzenberg & Fischer (1906)

Pyrgulina melvilli Dautzenberg & Fischer, 1906

D. & F. Plate 1, fig. 10.

LITERATURE. Dautzenberg & Fischer (1906)

Pyrgulina prestoni Dautzenberg & Fischer, 1906

D. & F. Plate 1, fig. 13.

LITERATURE. Dautzenberg & Fischer (1906)

Pyrgulina pretiosa Dautzenberg & Fischer, 1906

D. & F. Plate 2, fig. 21.

LITERATURE. Dautzenberg & Fischer (1906)

Pyrgulina standeni

Dautzenberg & Fischer, 1906

D. & F. Plate 1, fig. 12.

LITERATURE. Dautzenberg & Fischer (1906)

Pyrgulina sykesi Dautzenberg & Fischer, 1906

D. & F. Plate 1, fig. 11.

LITERATURE. Dautzenberg & Fischer (1906)

Syrnola A. Adams, 1860*Syrnola callembryon*

Dautzenberg & Fischer, 1906

D. & F. Plate 1, fig. 4

LITERATURE. Dautzenberg & Fischer (1906)

AMATHINIDAE

Amathina Gray, 1842*Amathina tricarinata* (Linnaeus, 1758)

OF AUTHORS. *Hipponix tricarinata*. VOUCHER MATERIAL. Institute of Oceanology, Hai Phong. Institute of Oceanography, Nha Trang.

OPISTHOBRANCHIA

Annotated by K.R. Jensen

ACTEONIDAE

Acteon

Montfort, 1810

Acteon tornatilis (Linnaeus)

LITERATURE. Nguyen X. Duc *et al.* (1997). Nguyen X. Duc (2001) as *Acteon tormatilus* (sic). REMARKS. Not in Vietnam. R.N. Kilburn and K.R. Jensen states it as a Mediterranean and East Atlantic species.

Acteon virgatus (Reeve, 1842)

LITERATURE. Nguyen Ngo Thach (2002).

Maxacteon

Rudmen, 1971

Maxacteon flammea (Gmelin, 1791)

OF AUTHORS. *Acteon flammeus* (Gmelin). SYNONYMS. *Punctacteon variegatus* (Bruguère). VOUCHER MATERIAL. Institute of Oceanology, Hai Phong. LITERATURE. Nguyen X. Duc *et al.* (1997) as *Acteon flammeus* (Gmelin). – Nguyen X. Duc (2001) in family Pupidae as *Acteon flameus* sic. REMARKS. K.R. Jensen states that *Acteon flammeus* (Gmelin, 1791) is presently known as *Maxacteon flammea* (Gmelin, 1791).

Punctacteon

Kuroda & Habe, 1961

Punctacteon kirai (Habe, 1949)

LITERATURE. Nguyen Ngo Thach (2002).

Pupa
Röding, 1798

Pupa alveola (Souverbie, 1863)

VOUCHER MATERIAL. Institute of Oceanology, Hai Phong. – Institute of Oceanography, Nha Trang. University of Fisheries, Nha Trang. LITERATURE. Nguyen X. Duc *et al.* (1997). – Nguyen X. Duc (2001) as *P. alvola* (sic) in family Pupidae. REMARKS. K.R. Jensen states that the family Pupidae is not found in available literature.

Pupa cinerea (Watson, 1886)

OF AUTHORS. *Actaeon cinereus* Watson. VOUCHER MATERIAL. Institute of Oceanography, Nha Trang. REMARKS. Known from Japan.

Pupa coccinata (Reeve, 1842)

LITERATURE. Nguyen X. Duc (2001) in family Pupidae. REMARKS. K.R. Jensen states that Rudman (1998d) considers this a valid species. Known from Japan.

Pupa fabreana (Crosse, 1874)

OF AUTHORS. *Acteon fabreanus*. *Punctacteon fabreanus*. VOUCHER MATERIAL. Institute of Oceanography, Nha Trang.

Pupa solidula (Linnaeus, 1758)

VOUCHER MATERIAL. Institute of Oceanology, Hai Phong. – Research Inst. for Aquaculture No. 3. Inst. of Oceanography, Nha Trang. LITERATURE. Nguyen X. Duc *et al.* (1997) as *Pupa coccinata* (Reeve). REMARKS. R.N. Kilburn found it present at RIA 3. – Collected 20 km N of Danang. 2 August 2001. Dead, in shell gravel dredged from shallow lagoonal bay. Leg. D.G. Reid.

Pupa sulcata (Gmelin, 1791)

VOUCHER MATERIAL. Institute of Oceanology, Nha Trang.

RINGICULIDAE

Ringicula
Deshayes, 1838

Ringicula doliaris Gould, 1860

VOUCHER MATERIAL. Institute of Oceanology, Hai Phong. LITERATURE. Nguyen X. Duc *et al.* (1997). Nguyen X. Duc (2001).

HYDATINIDAE

Hydatina Schumacher, 1817

Hydatina albocincta van der Hoeven, 1839

VOUCHER MATERIAL. Institute of Oceanology, Nha Trang. REMARKS. From refuse beneath fishing wharf, Danang. 4 August 2001. Leg. D.G. Reid.

Hydatina amplustre (Linnaeus, 1758)

LITERATURE. Dawydoff (1952). Poulo-Condore and Gulf of Thailand.

Hydatina physis (Linnaeus, 1758)

VOUCHER MATERIAL. Institute of Oceanology, Nha Trang. LITERATURE. Fischer (1891). – Serène (1937). ION collection, Poulo-Condore.

Hydatina zonata [Lightfoot], 1786

REMARKS. K.R. Jensen collected one specimen from fish landing site during training course (7 Aug. 2001).

CYLICHNIDAE

(including Scaphandridae)

Acteocina Gray, 1847

Acteocina decorata (Pilsby, 1904)

VOUCHER MATERIAL. Institute of Oceanology, Hai Phong. LITERATURE. Nguyen X. Duc *et al.* (1997). Nguyen X. Duc (2001) as *A. decorata* (sic) in family Shandrridae (sic).

Acteocina insignis (Pilsbry, 1904)

OF AUTHORS. ?*Retusa insignis* (Pilsbry). VOUCHER MATERIAL. Institute of Oceanology, Hai Phong. LITERATURE. Nguyen X. Duc *et al.* (1997) as ?*Retusa insignis* (Pilsbry). – Nguyen X. Duc (2001) *Acteocina insignis* in family Shandrridae (sic!). REMARKS. Known from Japan.

Eocylichna Kuroda & Habe, 1925

Eocylichna braunsi (Yokoyama, 1920)

OF AUTHORS. *Eocylichna*: subgenus of *Cylichna*. *Cylichna braunsi*. VOUCHER MATERIAL. Institute of Oceanology, Hai Phong. LITERATURE. Nguyen X. Duc *et al.* (1997). – Nguyen X. Duc (2001) as *E. braunsi* (sic) in family Tricinidae.

PHILINIDAE

Philine Ascanius, 1772*Philine orientalis* (A. Adams, 1854)

SYNONYM. *Philine quadripartita*. VOUCHER MATERIAL. Research Institute for Aquaculture No. 3. LITERATURE. Dawydoff (1952) as *P. quadripartita* Ascanius. South and central Annam. REMARKS. K.R. Jensen found *P. orientalis* during TMMP collection Aug. 2001. *P. quadripartita* is usually considered a synonym of *P. aperta* (Linnaeus, 1767), but this species has not been recorded from the South China Sea.

AGLAJIDAE

Chelidonura A. Adams, 1850*Chelidonura amoena* Bergh, 1905

REMARKS. K.R. Jensen found a photograph from Vietnam (Nha Trang) published in Debelius (1996).

Philinopsis Pease, 1860*Philinopsis lineolata* (H. & A. Adams, 1854)

LITERATURE. Dawydoff (1952) as *Doridium lineolatum*.

HAMINOEIDAE

(Of authors: Atyidae)

Atys Montfort, 1810*Atys cylindrica* (Helbling, 1779)

OF AUTHORS. *Atys cylindricus*. SYNONYMS. *Atys elongata* A. Adams, 1850. *Atys solida* (Bruguère) (not *Pupa solidula* (Linnaeus, 1758)). VOUCHER MATERIAL. Institute of Oceanology, Hai Phong. – Institute of Oceanography, Nha Trang. – Institute of Oceanography, Nha Trang, as *Atys elongata*. Research Institute for Aquaculture No. 3. University of Natural Science, HCM City, as *Atys elongata*. Crude Oil Safety Center, HCM City. LITERATURE. Fischer (1891). Poulo-

Condore, as *Atys elongata*. – Serène (1937). ION collection, Gulf of Thailand, as *Atys elongata*. Dawydoff (1952), Halong Bay and Poulo-Condore, as *Atys solida*. REMARKS. K.R. Jensen found *Atys cylindricus* present at RIA 3.

Atys hyalina Watson, 1886

VOUCHER MATERIAL. Institute of Oceanography, Nha Trang.

Atys multistriata Schepman, 1913

VOUCHER MATERIAL. Institute of Oceanography, Nha Trang.

Atys naucum (Linnaeus, 1758)

VOUCHER MATERIAL. Inst. of Oceanography, Nha Trang. – Univ. of Natural Science, HCM City. LITERATURE. Fischer (1891) – Serène (1937). ION collection, Annam Field notes # 103.

Atys semitortuosa Schepman, 1913

OF AUTHORS. *Atys subtortuosa* Schepman. VOUCHER MATERIAL. Institute of Oceanography, Nha Trang. – Crude Oil Safety Center, HCM City. REMARKS. K.R. Jensen states that it probably should be *A. semitortuosa* Schepman, 1913.

Haloo Pilsbry, 1921*Haloo ovalis* (Pease, 1868)

OF AUTHORS. *Haminoea ovalis* Pease. VOUCHER MATERIAL. Institute of Oceanology, Hai Phong. LITERATURE. Nguyen X. Duc *et al.* (1997). Nguyen X. Duc (2001) in family Atyidae.

Haloo cf. vitrea (A. Adams, 1850)

VOUCHER MATERIAL. Research Inst. for Aquaculture No. 3. REMARKS. K.R. Jensen states: 4 specimens of a species, which I tentatively identified as this species based on figure in Habe (1952), were collected during training course (7 Aug. 2001). Two specimens deposited in RIA 3.

Haminoea Turton & Kingston
in Carrington, 1830

K.R. Jensen states that the correct spelling and authority for this genus was decided in Opinion 1942 of the International Commission of Zoological Nomenclature (ICZN, 2000). Older publications may contain the incorrect spellings *Haminaea* and *Haminea*.

Haminoea crocata Pease, 1860

SYNONYM. *Haminea adamsi* Dunker. LITERATURE. Fischer (1891). Serène (1937). ION collection, Poulo-Condore.

Haminoea perrieri Morlet, 1889

VOUCHER MATERIAL. Institute of Oceanography, Nha Trang. LITERATURE. Fischer (1891). – Serène (1937). ION collection, Nha Trang. REMARKS. K.R. Jensen states that the type specimen is found at MNHN Paris (Valdés & Héros, 1998).

Haminoea virescens (Sowerby, 1833)

VOUCHER MATERIAL. University of Natural Science, HCM City.

Liloa

Pilsbry, 1921

Liloa curta (A. Adams, 1850)

OF AUTHORS. *Haminoea curta*. VOUCHER MATERIAL. University of Fisheries, Nha Trang. – Crude Oil Safety Center, HCM City.

BULLACTIDAE

(monotypic)

Bullacta

Bergh, 1901

Bullacta exarata (Philippi, 1848)

LITERATURE. Nguyen X. Duc *et al.* (1997). Nguyen X. Duc (2001) in family Atyidae. REMARKS. K.R. Jensen states that the author of this species may be Carpenter.

SMARAGDINELLIDAE

Phanerophthalmus

A. Adams, 1850

Phanerophthalmus smaragdinus

(Rüppell & Leuckart, 1828)

LITERATURE. Dawydoff (1952) as *Cryptophtalmus smaragdinus*. Poulo-Condore and Spratleys.

BULLIDAE

Bulla Linnaeus, 1758***Bulla adamsi*** (Menke, 1850)

OF AUTHORS. *Bullaria adamsi* Menke. VOUCHER MATERIAL. Institute of Oceanography, Nha Trang.

Bulla ampulla Linnaeus, 1758

OF AUTHORS. *Bullaria ampulla* Linné. VOUCHER MATERIAL. Research Institute for Aquaculture No. 3. – Institute of Oceanography, Nha Trang. University of Fisheries, Nha Trang. – University of Natural Science, HCM City. LITERATURE. Fischer (1891). Gulf of Thailand. – Serène (1937). ION collection, Nha Trang. REMARKS. R.N. Kilburn found it present at RIA 3. – K.R. Jensen collected several specimens from fish landing sites during training course (Aug. 2001). D.G. Reid found it trawled by fishermen at 10-20 m, nearshore Nha Trang.

Bulla striata (Bruguère, 1792)

VOUCHER MATERIAL University of Natural Science, HCM City. REMARKS. Not in Vietnam. Mediterranean.

Bulla vernicosa Gould, 1859

OF AUTHORS. *Bullaria vernicosa* (Gould). SYNONYM. Possibly *Bulla australis* Quoy & Gaimard, 1834. VOUCHER MATERIAL. Institute of Oceanology, Hai Phong. LITERATURE. Fischer (1891) as *Bulla australis*. – Serène (1937). ION collection, Poulo-Condore, as *Bulla australis* Quoy & Gaimard, 1834. REMARKS. K.R. Jensen states that the author of *Bulla australis* may be Gray, 1825, and she also considers that the species might be *B. vernicosa* Gould, 1859.

RETUSIDAE

Retusa Brown, 1827***Retusa bizona*** (A. Adams, 1850)

OF AUTHORS. *Cylichna bizona* (A. Adams, 1850). Genus *Cylichna* Lovén, 1846. VOUCHER MATERIAL. Institute of Oceanography, Nha Trang. Crude Oil Safety Center, HCM City.

Retusa borneensis (A. Adams, 1850)

OF AUTHORS *Utriculus borneensis*. VOUCHER

MATERIAL. Institute of Oceanology, Hai Phong. University of Fisheries, Nha Trang. LITERATURE. Nguyen X. Duc *et al.* (1997) as ?*Retusa borneensis* Adams. – Nguyen X. Duc (2001) in family Retulidae (sic)

Volvulella Newton, 1891

Volvulella tokunagai (Makiyama, 1927)

Of authors. *Rhizorus tokunagai* (Makiyama).
SYNONYM. Genus *Rhizorus* = genus *Volvuella*.
VOUCHER MATERIAL. Crude Oil Safety Center, HCM City. REMARKS. A Japanese species.

Order SACOGLOSSA

PLAKOBRANCHIDAE (= Elysiidae)

Elysia Risso, 1818

Elysia grandis Bergh

LITERATURE. Dawydoff (1952), Poulo-Condore and Phu Quoc. – Risbec (1956). REMARKS. K.R. Jensen states that there is no such species. It may be *E. grandifolia* Kelaart, 1858.

Elysia ornata (Swainson, 1840)

LITERATURE. Dawydoff (1952) as *E. ornata* Peace (sic), drift algae. – Risbec (1956).

Elysia nigropunctata Pease, 1871

LITERATURE. Dawydoff (1952), drift algae. Risbec (1956).

Plakobranchnus van Hasselt, 1824

Plakobranchnus ocellatus van Hasselt, 1824.

SYNONYMS. *Placobranchnus* [err. pro *Plakobranchnus*] *argus* Bergh. – *Placobranchnus guttatus* Stimpson. – *Placobranchnus punctulatus* Bergh. LITERATURE. Dawydoff (1952) as *P. argus*. Dawydoff (1952). Poulo-Condore as *P. punctulatus*. – Dawydoff (1952). Spratleys and Tizard as *P. guttatus*. – Risbec (1956) as *P. argus*. Risbec (1956) as *P. punctulatus*. – Risbec (1956) as *P. guttatus*. REMARKS. K.R. Jensen states that only one species of *Plakobranchnus*, namely *P.*

ocellatus van Hasselt, 1824, is recognised at the present time. – K.R. Jensen states that *Placobranchnus ocellatus* Quoy & Gaimard, listed by Serène (1937), is not a sacoglossan but a sea hare (Anaspidea) (see below).

POLYBRANCHIDAE (= Caliphyllidae)

Cyerce Bergh, 1871

Cyerce nigra Bergh, 1871

LITERATURE. Dawydoff (1952). Poulo-Condore.

Polybranchia Pease, 1860

Polybranchia prasinus (Bergh, 1871)

LITERATURE. Dawydoff (1952) as *Phyllobranchus prasinus* Bergh. – Risbec (1956)

Order ANASPIDEA

AKERIDAE

Akera O.F. Müller, 1776

Akera soluta (Gmelin, 1791)

SYNONYM. *Akera constricta* Kuroda, 1947.
VOUCHER MATERIAL. Institute of Oceanology, Hai Phong, as *Akera constricta*. LITERATURE. Nguyen X. Duc *et al.* (1997) as *Akera constricta*. Nguyen X. Duc (2001), as *Akera constricta*.

APLYSIIDAE

Aplysia Linnaeus, 1758

Aplysia euchlora (Adams in M.E. Gray, 1850)

LITERATURE. Dawydoff (1952) as *A. immunisa* (sic) Bergh (= *A. immunda* Bergh). Central Annam.

Aplysia juliana Quoy & Gaimard, 1832

LITERATURE. Fischer (1891), Poulo-Condore. Serène (1937). ION collection, Annam # 554; Field notes # 91. Authors as Quoy et Gaymard (sic).

Aplysia ocellatus (Quoy & Gaimard)

LITERATURE. Serène (1937). ION collection, Annam, Field notes # 91, as *Placobranchus ocellatus* Quoy et Gaimard. REMARKS. Status not known. We have only found reference to this taxon in the cited literature.

Aplysia parvula Guilding in Mörch, 1863

LITERATURE. Nguyen X. Duc *et al.* (1997). Nguyen X. Duc (2001).

Aplysia pulmonica Gould, 1852

LITERATURE. Nguyen X. Duc *et al.* (1997). Ha Long Bay as ?*Aplysia punmonica* (sic). Nguyen X. Duc (2001). REMARKS. K.R. Jensen states that this should be spelled *A. pulmonica* Gould, 1852.

Dolabella Lamarck, 1801*Dolabella auricularia* (Lightfoot, 1786)

Synonyms. *Dolabella rumphii* Cuvier, 1817. *Dolabella hasseltii* (Rang, 1828). LITERATURE. Fischer (1891) as *D. rumphii*. – Serène (1937). ION collection. Annam # 555; Field notes # 92 as *D. rumphii*. – Dawydoff (1952) as *D. scapula* Martin (sic) [Martyn (1786) is not available]. Dawydoff (1952) in the Gulf of Thailand as *D. hasseltii*. REMARKS. K.R. Jensen states that *Dolabella rumphii* is presently considered a synonym of *D. auricularia* (Lightfoot, 1786).

Bursatella Blainville, 1817*Bursatella leachii cirrosus* (Stimpson)

OF AUTHORS. *Notarchus leachii cirrosus* Stimpson. LITERATURE. Nguyen X. Duc *et al.* (1997). – Nguyen X. Duc (2001) as *Notarchus leachii cirrosus* Stimpson in family Aplysiidae.

Bursatella leachii freevi (Griffin, 1912)

OF AUTHORS. *Notarchus leachii freevi* (Griffin). LITERATURE. Nguyen X. Duc (2001) as *Notarchus leachii freevi* (Griffin) in family Aplysiidae. REMARKS. K.R. Jensen stated: *Bursatella leachii* Blainville, 1817 occurs in several subspecies. *Notarchus leachii freevi* was originally described as *Aclesia freevi* Griffin, 1912.

Bursatella leachii leachii Blainville, 1817

SYNONYM. *Acclesia ocelligera* Bergh. VOUCHER MATERIAL. Institute of Oceanology, Hai Phong. University of Fisheries, Nha Trang. LITERATURE.

Dawydoff (1952) as *Acclesia ocelligera* Bergh. Nguyen X. Duc *et al.* (1997). Ha Long Bay as *Bursatella leachii leachii* (Blainville). REMARKS. K.R. Jensen states that several specimens (not assigned to any particular subspecies) were collected from fish landing site during training course (11 Aug. 2001).

Order NOTASPIDEA

PLEUROBRANCHIDAE

Pleurobranchaea Meckel in Leue, 1813*Pleurobranchaea brockii* Bergh, 1897

VOUCHER MATERIAL. Institute of Oceanology, Hai Phong. LITERATURE. Nguyen X. Duc *et al.* (1997). Nguyen X. Duc (2001). REMARKS. K.R. Jensen collected one damaged specimen from fish landing site (7 August, 2001).

Euselenops Pilsbry, 1896*Euselenops luniceps* (Cuvier, 1817)

VOUCHER MATERIAL. Institute of Oceanology, Hai Phong. LITERATURE. Nguyen X. Duc *et al.* (1997). Nguyen X. Duc (2001).

Order THECOSOMATA

(Pelagic Pteropoda *p.p.*)

LIMACINIDAE

Limacina Bosc, 1817*Limacina inflata* (d'Orbigny, 1836)

LITERATURE. Serène (1937). ION collection, Annam. – Rottman (1976) South Vietnam (Naga expedition).

Limacina trochiformis (d'Orbigny, 1836)

LITERATURE. Serène (1937). ION collection, Annam. – Rottman (1976) South Vietnam (Naga expedition).

CAVOLINIIDAE

Cavolinia Abildgaard, 1791*Cavolinia longirostris*

(Lesueur in Blainville, 1821)

LITERATURE. Serène (1937). ION collection, Annam. – Rottman (1976) South Vietnam (Naga expedition).

Cavolinia tridentata (Forsskål, 1775)

LITERATURE. Serène (1937). ION collection, Annam

Cavolinia uncianata (Rang, 1829)

LITERATURE. Serène (1937). ION collection, Annam. – Rottman (1976) South Vietnam (Naga expedition).

Clio Linnaeus, 1758.*Clio cuspidata* (Bosc, 1802)

LITERATURE. Serène (1937). ION collection, Annam. – Rottman (1976) South Vietnam (Naga expedition).

Clio pyramidata Linnaeus, 1767

LITERATURE. Serène (1937). ION collection, Annam. – Rottman (1976) South Vietnam (Naga expedition).

Creseis Rang, 1828.*Creseis acicula* Rang, 1828

LITERATURE. Serène (1937). ION collection, Annam. – Rottman (1976) South Vietnam (Naga expedition).

Creseis bulgia Sakthivel, 1974

LITERATURE. Rottman (1976), South Vietnam (Naga expedition)

Creseis chierchiai Boas, 1886

LITERATURE. Rottman (1976), South Vietnam (Naga expedition)

Creseis virgula (Rang, 1828)SYNONYM. *Creseis conica* Pelseneer, 1888.LITERATURE. Serène (1937). ION collection, Annam. – Serène (1937). ION collection, Annam as *C. conica*. – Rottman (1976), South Vietnam (Naga expedition). REMARKS. K.R. Jensen noted that the author of *C. conica* is Eschscholtz, 1829, and that it is presentlyconsidered a "form" of *C. virgula* (Rang, 1828) (van der Spool 1967).*Diacria*

Gray, 1842

Diacria quadridentata

Lesueur in Blainville, 1821

LITERATURE. Serène (1937). ION collection, Annam. – Rottman (1976), South Vietnam (Naga expedition).

Hyalocylis

de Folin, 1875

Hyalocylis striata (Rang, 1828)

LITERATURE. Serène (1937). ION collection, Annam. – Rottman (1976), South Vietnam (Naga expedition).

Styliola

Gray, 1850

Styliola subula (Quoy & Gaimard, 1827)

LITERATURE. Serène (1937). ION collection, Annam. – Rottman (1976), South Vietnam (Naga expedition).

CYMBULIIDAE

Corolla

Dall, 1871

Corolla calceola (Verrill, 1880)OF AUTHORS. *Cymbuliopsis calceola*. LITERATURE. Serène (1937). ION collection, Annam, as *Cymbuliopsis calceola* Verr.

DESMOPTERIDAE

Desmopterus Chun, 1889*Desmopterus papilio* Chun, 1889

LITERATURE. Serène (1937). ION collection, Annam

Order GYMNOSOMATA

HYDROMYLIDAE

(= Halopsychidae)

Hydromyles Gistel, 1848***Hydromyles globulosa*** (Rang, 1825)

SYNONYM. *Hydromyles gaudischaudi* (Souleyet, 1852). LITERATURE. Serène (1937). ION collection, Poulo-Condore, as *Halopsyche gaudischaudi* Soul. REMARKS. K.R. Jensen states that *H. gaudischaudi* is considered a synonym of *H. globulosa* (Rang, 1825) (van der Spool 1976).

Order NUDIBRANCHIA

CHROMODORIDIDAE

Ceratosoma Adams & Reeve, 1850***Ceratosoma trilobatum*** (J.E. Gray, 1827)

SYNONYM. *Ceratosoma cornigerum* Adams & Reeve. VOUCHER MATERIAL. Institute of Oceanology, Hai Phong. LITERATURE. Dawydoff (1952). Baie de Vung-Ro. Quinhon. – Nguyen X. Duc *et al.* (1997). – Nguyen X. Duc (2001). REMARKS. K.R. Jensen states that *C. cornigerum* Adams & Reeve is presently known as *C. trilobatum* (J.E. Gray, 1827).

Ceratosoma gracillimum Bergh, 1876

LITERATURE. Dawydoff (1952). Poulo-Condore. Nha Trang. – Risbec (1956). Nha Trang.

Chromodoris Alder & Hancock, 1855***Chromodoris burni*** Rudman, 1982

LITERATURE. Nguyen X. Duc *et al.* (1997). REMARKS. Not in Vietnam. K.R. Jensen states that *C. burni* has not been recorded outside Australia.

Chromodoris coi (Risbec, 1956)

OF AUTHORS. *Glossodoris coi*. LITERATURE. Risbec (1956) as *Glossodoris coi*. Hon Lon (Nha

Trang). – Debelius (1996). REMARKS. K.R. Jensen states that the holotype is located at MNHN, Paris (Valdes & Heros 1998).

Chromodoris histrio Bergh, 1877 [doubtful ID]

LITERATURE. Dawydoff (1952) as *Chromodoris hystrix*. Poulo-Condore. – Risbec (1956) as *Glossodoris hystrio* Bergh. REMARKS. K.R. Jensen states that this may be *Chromodoris rufomaculata* Pease, 1871, or *C. bimaensis* Bergh, 1905, or *C. tumulifera* Collingwood, 1881 (see Rudman 1987 p. 355).

Chromodoris iris Collingwood [doubtful ID]

LITERATURE. Dawydoff (1952). South Annam. Poulo-Condore. – Risbec (1956) as *Glossodoris iris*. Hon Mieu. REMARKS. K.R. Jensen suggested that this may be *Hypselodoris infucata* (Rüppell & Leuckart, 1828) or *H. festiva* A. Adams, 1861 (Rudman, 1977 pp. 386–87).

Chromodoris lineolata (van Hasselt, 1824)

VOUCHER MATERIAL. Institute of Oceanology, Hai Phong. LITERATURE. Collected at Cat Ba Island in 1999 and identified by K.R. Jensen in Hylleberg (2000). – Nguyen X. Duc (2001).

Chromodoris marginata (Pease, 1860) [? ID]

LITERATURE. Dawydoff (1952). – Risbec (1956) as *Glossodoris marginata*. REMARKS. K.R. Jensen states that *Chromodoris marginata* (Pease, 1860) may be *Chromodoris verrieri* (Crosse, 1875) or *C. sinensis* Rudman, 1985 (Rudman 1985 p. 262 and p. 272).

Chromodoris quadricolor

(Rüppell & Leuckart, 1828) [doubtful ID]
LITERATURE. Dawydoff (1952). – Risbec (1956) as *Glossodoris quadricolor*. REMARKS. Not in Vietnam. K.R. Jensen states that *C. quadricolor* (Rüppell & Leuckart, 1828) occurs only in the Red Sea and Western Indian Ocean. The species occurring in Vietnam may be *Chromodoris lochi* Rudman, 1982 or *C. magnifica* (Quoy & Gaimard, 1832) (Rudman 1982 p. 186 and p. 216).

Chromodoris tenuis Collingwood, 1881 [? ID]

LITERATURE. Dawydoff (1952). Poulo-Condore. Risbec (1956) as *Glossodoris tenuis*. REMARKS. K.R. Jensen mentioned that this could also be *C. aspersa* (Gould, 1852) as Risbec has previously mixed up these species (Rudman 1983 p. 145).

Chromodoris tinctoria

(Rüppell & Leuckart, 1828)

SYNONYM. *Chromodoris reticulata* (Quoy & Gaimard, 1832). LITERATURE. Risbec (1956) as *Risbecia reticulata*. Hon Mieu. – Debelius (1996). REMARKS. K.R. Jensen: this is presently known as *Chromodoris tinctoria* (Rüppell & Leuckart, 1828) (Rudman 1999c).

Chromodoris* cf. *tumulifera Collingwood, 1881

LITERATURE. Collected at Cat Ba Island in 1999 and identified by K.R. Jensen in Hylleberg (2000).

Glossodoris Ehrenberg, 1831***Glossodoris atromarginata*** (Cuvier, 1804)

OF AUTHORS. *Casella atromarginata*. LITERATURE. Dawydoff (1952). Nha Trang; Hon Cohé. Risbec (1956). Réam Mouillage Gowtow

Glossodoris clitonota Bergh, 1905

LITERATURE. Risbec (1956). Hon Mieu. REMARKS. K.R. Jensen could not verify the identity of this species. It was originally described as *Chromodoris clitonota* Bergh, 1905.

Hypselodoris Stimpson, 1855***Hypselodoris emma*** Rudman, 1977

REMARKS. Debelius (1996) showed a picture of specimen from Nha Trang, Vietnam.

Hypselodoris placida (Baba, 1949)

OF AUTHORS. *Glossodoris placida* Baba. VOUCHER MATERIAL. Institute of Oceanology, Hai Phong. REMARKS. K.R. Jensen: *Glossodoris placida* Baba is *Hypselodoris placida* (Baba, 1949).

Hypselodoris infucata

(Rüppell & Leuckart, 1828)

SYNONYM. *Chromodoris semperi* Bergh. LITERATURE. Dawydoff (1952) as *C. semperi*. REMARKS. K.R. Jensen: *C. semperi* Bergh, 1877 is *Hypselodoris infucata* (Rüppell & Leuckart, 1828) (Rudman 1977 p. 386).

Hypselodoris maculosa (Pease, 1871)

SYNONYM. *Glossodoris decorata* Risbec. LITERATURE. Risbec (1956). Iles aux Singes as *G. decorata*. REMARKS. K.R. Jensen states that *G. decorata* (Risbec, 1928) is a synonym of

Hypselodoris maculosa (Pease, 1871) (Rudman, 1986 p. 346).

Hypselodoris ?maridadalus Rudman, 1977

OF AUTHORS. *Glossodoris hilaris* Bergh. LITERATURE. Risbec (1956), Baie Suot, as *Glossodoris hilaris* Bergh. REMARKS. K.R. Jensen states that *Glossodoris hilaris* is probably a species of *Hypselodoris*, and may be identical to *H. maridadalus* Rudman, 1977 (Rudman 1977 p. 359).

Mexichromis Bertsch, 1977***Mexichromis multituberculata*** (Baba, 1953)

OF AUTHORS. *Glossodoris multituberculata* Baba. VOUCHER MATERIAL. Institute of Oceanology, Hai Phong. LITERATURE. Nguyen X. Duc *et al.* (1997). Nguyen X. Duc (2001) as *Glossodoris multituberculata* Baba.

*Risbecia****Risbecia tryoni*** (Garrett, 1873)

SYNONYM. *Risbecia odhneri* Risbec. LITERATURE. Risbec (1956) as *Risbecia odhneri*. REMARKS. K.R. Jensen: *R. odhneri* Risbec, 1953 is a synonym of *R. tryoni* (Garrett, 1873) (Rudman 1987 p. 379).

ACTINOCYCLIDAE

Actinocyclus Ehrenberg, 1831***Actinocyclus verrucosus*** Ehrenberg, 1831

SYNONYMS. *Aldisa nhatrangensis* Risbec, 1956. *Actinocyclus japonicus* (Eliot, 1913). LITERATURE. Risbec (1956) as *Aldisa nhatrangensis* Risbec, 1956. Hon Lon. REMARKS. K.R. Jensen states that *Aldisa nhatrangensis* has been synonymised with *Actinocyclus japonicus* (Eliot, 1913) (Millen & Gosliner 1985 p. 225). *Aldisa* Bergh, 1878 is placed in Aldisidae Odhner, 1939 by several authors. The holotype of *A. nhatrangensis* is in the MNHN, Paris (Valdés & Héros 1998).

Actinocyclus papillatus (Bergh, 1878)

OF AUTHORS. *Sphaerodoris papillata* Bergh. *Sphaerodoris* Bergh, 1877. LITERATURE.

Dawydoff (1952). Spratleys. – Risbec (1956). In family Miamiridae. REMARKS. K.R. Jensen: the family Miamirida Bergh, 1891 is now considered part of Chromodorididae (Valdés & Gosliner 1999), whereas the genus *Sphaerodoris* is considered a synonym of *Actinocyclus* (Valdes 2002) in the family Actinocyclusidae.

DORIDIDAE

Doris Linnaeus, 1758

Doris harmandi Rochebrune, 1882

LITERATURE. Fischer (1891). Poulou-Condore. Serène (1937). ION collection, Annam, Field notes # 91. – Dawydoff (1952) as *Doris harmandi* Koch (sic). Baie de Nha Trang. Risbec (1956) as *Doris harmandi* Kock (sic). REMARKS. K.R. Jensen states that this may be a species of *Asteronotus* (Russell, 1971).

Doris raripilosa Abraham, 1877 [doubtful ID]

OF AUTHORS. Subgenus or genus (*Discodoris*). LITERATURE. Fischer (1891). – Serène (1937). ION collection, Poulou-Condore. – Dawydoff (1952). – Risbec (1956) as *Discodoris raripilosa*. REMARKS. K.R. Jensen states that the identity of this species is uncertain.

Asteronotus Ehrenberg, 1831

Asteronotus boholiensis Bergh [doubtful ID]

LITERATURE. Dawydoff (1952). – Risbec (1956). REMARKS. K.R. Jensen states that this may be *Discodoris boholiensis* Bergh, 1877. Genus *Asteronotus* is sometimes placed in family Halgerdidae Odhner, 1926 (Fahey & Gosliner 1999).

Asteronotus cespitosus (van Hasselt, 1824)

OF AUTHORS. Subgenus or genus (*Asteronotus*). SYNONYM. *Doris mabilla* Bergh. LITERATURE. Fischer (1891). – Serène (1937). ION collection, Poulou-Condore. – Dawydoff (1952). – Risbec (1956) as *Asteronotus mabilla*. REMARKS. K.R. Jensen states that Abraham (1877) describes this as *Doris mabilla* n.sp [Bergh in sched.]. This has been synonymised with *Asteronotus cespitosus* (van Hasselt, 1824).

Discodoris Bergh, 1877

Discodoris concinna (Alder & Hancock, 1864)

LITERATURE. Dawydoff (1952). Poulou-Condore and Nha Trang, as *D. concinna* Abraham. Risbec (1956). REMARKS. K.R. Jensen states that Genus *Discodoris* is sometimes placed in family Discodorididae Bergh, 1891.

Discodoris notiperda Risbec, 1956

LITERATURE. Risbec, (1956) Port Dayot. Nha Trang. Cua Be. REMARKS. K.R. Jensen states that the type specimens are in MNHN, Paris (Valdés & Héros 1998).

Hoplodoris Bergh, 1880

Hoplodoris estrelyada Gosliner & Behrens, 1998

OF AUTHORS. *H. nodulosa* in Debelius (1996). REMARKS. Gosliner & Behrens (1998) as *H. nodulosa*: Debelius (1996). Nha Trang. K.R. Jensen noted that Gosliner & Behrens identified the species figured in Debelius (1996 p. 253) as *H. estrelyada*.

Peltodoris Bergh, 1880

Peltodoris noumeae Risbec, 1937

LITERATURE. Risbec (1956), Hon Tre. Cay Xoai.

Platydoris Bergh, 1880.

Platydoris argo (Linnaeus, 1767)

LITERATURE. Dawydoff (1952). – Risbec (1956). REMARKS. Not in Vietnam. This is a Mediterranean–Lusitanian species according to K.R. Jensen.

Platydoris cruenta (Quoy & Gaimard, 1832)

LITERATURE. Dawydoff (1952). – Risbec (1956). Poulou-Condore, Ile Pattle, and Hon Tre. REMARKS. *Platydoris* of authors in Family Platydorididae Bergh, 1891. K.R. Jensen states that the species, *P. cruenta* and *P. formosa* (Alder & Hancock, 1864) have probably been mixed up by many authors in the past (Rudman 2000 d,e,f.).

Platydoris ellioti (Alder & Hancock, 1864)

SYNONYMS. *Platydoris speciosa* (Abraham,

1877). LITERATURE. Dawydoff (1952), reefs of Annam, as *Platydoris speciosa* (Abraham, 1877). – Risbec (1956) as *Platydoris speciosa* (Abraham, 1877). REMARKS. K.R. Jensen states that *P. speciosa* has recently been synonymized with *P. ellioti* (Alder & Hancock, 1864) (Dorgan *et al.* 2002).

***Platydoris laminea* Risbec, 1928**

LITERATURE. Risbec (1956), Baie Suot. REMARKS. K.R. Jensen states that this species is not included in the recent revision of the genus by Dorgan *et al.* (2002).

***Platydoris scabra* (Cuvier, 1804)**

Synonyms. *Platydoris noumeae* Risbec, 1928. LITERATURE. Risbec (1956) as *P. scabra* Bergh. Nha Trang. Risbec (1956), Poulo-Condore as *Platydoris noumeae*. REMARKS. K.R. Jensen states that *P. noumeae* has recently been synonymized with *P. scabra* (Cuvier, 1804) (Dorgan *et al.* 2002).

****Platydoris tabulata* (Abraham, 1877).**

LITERATURE. Dawydoff (1952). REMARKS. K.R. Jensen states that this species is considered a *nomen dubium* by Dorgan *et al.* (2002).

***Thordisa* Bergh, 1877**

***Thordisa maculigera* Bergh, 1877**

LITERATURE. Dawydoff (1952) Risbec (1956) as *T. maculifera*.

***Thordisa punctulifera* Bergh, 1907**

LITERATURE. Dawydoff (1952). – Risbec (1956)

ARCHIDORIDIDAE

***Atagema* Gray, 1850**

***Atagema ornata* (Ehrenberg, 1831)**

SYNONYM. *Trippa intecta* (Kelaart, 1858). LITERATURE. Dawydoff (1952) as *T. ornata* Bergh Risbec (1956), Hon Mieu and Hon Tre. REMARKS. K.R. Jensen mentioned that *Trippa intecta* is now known as *Atagema ornata* (Ehrenberg, 1831) (Valdes & Gosliner 2001). The genus *Trippa* Bergh, 1878 has recently been synonymized with *Atagema* (Valdés & Gosliner, 2001).

DENDRODORIDIDAE

***Dendrodoris* Ehrenberg, 1831**

***Dendrodoris elongata* Baba, 1936**

LITERATURE. Dawydoff (1952) as *Doridopsis tristis* Kelaart. – Risbec (1956). Hon Lon. REMARKS. K.R. Jensen mentioned that Risbec (1956) suggested that *D. tristis* Kelaart, 1858 and possibly *D. punctata* (Quoy & Gaimard, 1832) are older synonyms for this species, but see also discussion on the Sea Slug Forum (Rudman 1999d).

***Dendrodoris nigra* (Stimpson, 1855)**

VOUCHER MATERIAL. Institute of Oceanology, Hai Phong. LITERATURE. Dawydoff (1952) as *Doridopsis nigra*. – Risbec (1956) as *Dendrodoris montrouzieri* Crosse. Cua Be. Nguyen X. Duc *et al.* (1997). – Nguyen X. Duc (2001). REMARKS. Brodie *et al.* 1997 lists *D. montrouzieri* in the synonymy of *D. nigra* according to K.R. Jensen.

***Dendrodoris fumata* (Rüppell & Leuckart, 1830)**

SYNONYMS. *Dendrodoris rubra*. *Dendrodoris erubescens*. LITERATURE. Serène (1937). ION collection, Annam, as *Doridopsis rubra* Kel. Dawydoff (1952). – Risbec (1956) as *D. erubescens* Bergh. Cau Da, Cua Be, Cay Xoai, Hon Lon and Baie Mien. REMARKS. K.R. Jensen states that *Dendrodoris rubra* (Kelaart, 1858) and *D. erubescens* (Bergh, 1905) have been synonymised with *D. fumata* (Rüppell & Leuckart, 1830) (Brodie *et al.* 1997). Risbec lists several collection numbers for *D. erubescens* from Nha Trang, but Jensen was not able to locate these in the ION collection. Maybe they are in MNHN, Paris with other Risbec specimens.

Dendrodoris tuberculosa

(Quoy & Gaimard, 1832)

SYNONYM. *Dendrodoris carbunculosa*. LITERATURE. Risbec (1956) Indochine as *D. carbunculosa* (Kelaart, 1858). REMARKS. K.R. Jensen mentioned that Rudman (1998b,c) points out that *D. tuberculosa* has often been confused with *D. carbunculosa* (Kelaart, 1858). Risbec's figures indicate that the Vietnamese specimens were *D. carbunculosa*.

Dendrodoris viridis (Pease, 1861)

LITERATURE. Dawydoff (1952) as *Doridopsis viridis* Pease (sic). Poulou-Condore. – Risbec (1956). REMARKS. Status not known. We have only found reference to this taxon in the cited literature.

Doriopsilla Bergh, 1880*Doriopsilla pallida* Bergh, 1902

LITERATURE. Dawydoff (1952).

GONIODORIDIDAE

Okenia Leuckart & Bronn
in Menke, 1830*Okenia plebeja* (Bergh, 1902)

Dawydoff (1952) as *Idalia plebeja*. Poulou-Condore and Nha Trang. – Risbec (1956).

GYMNODORIDIDAE

Gymnodoris Stimpson, 1855
(synonym of *Treveliana*)*Gymnodoris alba* (Bergh, 1877)

LITERATURE. Dawydoff (1952) as *Treveliana alba*. Poulou-Condore and Tourane. REMARKS. Risbec (1956) lists *Goniodoris alba* Bergh. K.R. Jensen states that it is probably a misprint for *Gymnodoris alba*.

Gymnodoris ceylonica (Kelaart, 1858).

LITERATURE. Dawydoff (1952) as *Treveliana ceylonica*. Spratleys. REMARKS. Risbec (1956) lists *Goniodoris ceylonica* Kelaart but K.R. Jensen states that it is probably a misprint for *Gymnodoris ceylonica*.

Gymnodoris citrina (Bergh, 1877)

LITERATURE. Dawydoff (1952) as *Treveliana citrina*. Poulou-Condore and South Annam. Risbec (1956). Hon Mieu.

Gymnodoris rubromaculata (Bergh, 1905)

LITERATURE. Risbec (1956), Hon Mieu as *Gymnodoris* (?*rubromaculata* Bergh). REMARKS.

K.R. Jensen states that this species was originally described as *Treveliana rubromaculata* Bergh, 1905.

HEXABRANCHIIDAE

Hexabranchnus Ehrenberg, 1831*Hexabranchnus sanguineus*

(Rüppell & Leuckart, 1828)

LITERATURE. Fischer (1891), Poulou-Condore. Dawydoff (1952) ss *H. faustus* Bergh. Reefs of Poulou-Condore. – Risbec (1956) as *H. marginatus* Quoy & Gaimard. Ile Pattle. REMARKS. K.R. Jensen states that presently only one species of *Hexabranchnus* is recognised, but see the discussion on <http://www.seaslugforum.net/hexasang2.htm>

HOMIODORIDIDAE

This family is included in the Dorididae in Southern Synthesis (Beesley *et al.* 1998)

Homiodoris Bergh, 1882*Homiodoris japonica* Bergh, 1882

VOUCHER MATERIAL. Institute of Oceanology, Hai Phong. LITERATURE. Nguyen X. Duc *et al.* (1997). Nguyen X. Duc (2001).

KENTRODORIDIDAE

(Included in Dorididae by auct.)

Jorunna Bergh, 1876*Jorunna funebris* (Kelaart, 1858)

OF AUTHORS. Genus *Kentrodorid*, a synonym of *Jorunna*. LITERATURE. Risbec (1956) as *Kentrodorid funebris*. Hon Mieu, Cau Da, and Ile des Mamelles.

Jorunna gigas (Bergh, 1876)

LITERATURE. Dawydoff (1952). – Risbec (1956) as *Kentrodorid gigas* Bergh, 1876. REMARKS. K.R. Jensen noted that this should now be

referred to as *Jorunna gigas* (Valdés & Gosliner 2001)

Jorunna marchadi Risbec, 1956

LITERATURE. Risbec (1956). Ile Pattle. REMARKS. K.R. Jensen states that the holotype is in MNHN, Paris (Valdés & Héron 1998).

Jorunna cf. pantherina Angas, 1864

LITERATURE. Collected near Nha Trang in 1999 and identified by K.R. Jensen in Hylleberg (2000).

Jorunna rubescens (Bergh, 1876)

LITERATURE. Dawydoff (1952). – Risbec (1956) as *Kentrodoris rubescens* Bergh, 1876. REMARKS. K.R. Jensen states that this should be referred to as *Jorunna rubescens* (Valdés & Gosliner 2001).

Kentrodoris Bergh, 1876

This genus has recently been synonymised with *Jorunna*. Valdés & Gosliner (2001), as first revisers, selected *Jorunna* as the valid genus name.

Kentrodoris gigas Bergh, 1876. See under *Jorunna gigas*

Kentrodoris rubescens Bergh, 1876. See under *Jorunna rubescens*

PHYLLIDIIDAE

Fryeria Gray, 1853

Fryeria rueppelii Bergh, 1869

LITERATURE. Dawydoff (1952). – Risbec (1956). REMARKS. Not in Vietnam. K.R. Jensen states that this is a Red Sea endemic (Brunckhorst 1993 p. 44).

Phyllidia Cuvier, 1797

Phyllidia coelestis Bergh, 1905

LITERATURE. Risbec (1956) as *P. honloni* p.p. Hon Lon. REMARKS. K.R. Jensen: Risbec (1956) considered this species a synonym of *P. varicosa*. However, Brunckhorst (1993 pp. 30-31), when examining the syntypes of *P. honloni* (see below) states that 4 of these (E34207,

E34212, E34258, E34888, all in MNHN, Paris) were actually *P. coelestis*. These specimens had been collected at Hon Lon.

Phyllidia elegans Bergh, 1869

LITERATURE. Dawydoff (1952). – Risbec (1956)

Phyllidia varicosa Lamarck, 1801

SYNONYMS. *Phyllidia honloni* Risbec, 1956. *Phyllidia trilineata* Cuvier, 1804. LITERATURE. Serène (1937). ION collection, Annam # 646; Field notes # Rte 97 as *Phyllidia trilineata*. Dawydoff (1952) as *Phyllidia trilineata*. Dawydoff (1952) as *Phyllidia varicosa*. – Risbec (1956). Hon Lon and Nha Trang as *Phyllidia varicosa*. – Risbec (1956). Hon Lon and Hon Mun as *Phyllidia honloni* Risbec, 1956. REMARKS. K.R. Jensen states that according to Brunckhorst (1993 p. 27) this species is *P. varicosa*, though some of Risbec's original specimens are *P. coelestis* Bergh, 1905. Lectotype (number E34203) and 4 paralectotypes (Numbers E34202, E34204 and E34205) in MNHN Paris. *Phyllidia trilineata* Cuvier, 1804 is an objective synonym of *Phyllidia varicosa* Lamarck, 1801 (same holotype) (Bruckhorst 1993 p. 26).

Phyllidiella Bergh, 1869

Phyllidiella nigra (van Hasselt, 1824)

SYNONYM. *Phyllidia serenei* Risbec, 1956. LITERATURE. Risbec (1956), Ile Poulo as *Phyllidia serenei*. REMARKS. K.R. Jensen: Brunckhorst (1993 p. 55) synonymised this species with *Phyllidiella nigra* (van Hasselt, 1824). He also selected lectotype (E34210), which was also designated as neotype for *Phyllidiella nigra*, and paralectotypes (E34208, E34209, E34211) from Risbec's syntypes of *P. serenei* in MNHN, Paris.

Phyllidiella pustulosa Cuvier, 1804

SYNONYMS. *Phyllidia variabilis* (Collingwood, 1881). *Phyllidiella nobilis* Bergh, ?1869. LITERATURE. Fischer (1891). – Serène (1937). ION collection, Poulo-Condore. – Dawydoff (1952) as *Phyllidiella pustulosa*. – Dawydoff (1952) as *Phyllidiella nobilis* Bergh. – Risbec (1956) as *Phyllidiella pustulosa*. – Risbec (1956). Hon Lon and Nha Trang as *Phyllidia variabilis*. – Risbec (1956), Hon Mun as *Phyllidiella nobilis* Bergh. REMARKS. K.R.

Jensen states that this species belongs to the genus *Phyllidiella* (Brunckhorst 1993 p. 49). Brunckhorst (*op. cit.*) synonymised *Phyllidia variabilis* and *Phyllidiella nobilis* with *Phyllidiella pustulosa*.

Phyllidiopsis Bergh, 1875

Phyllidiopsis cardinalis Bergh, 1875

LITERATURE. Dawydoff (1952). – Risbec (1956).

Phyllidiopsis kremphi Pruvot-Fol, 1957

LITERATURE. PRUVOT-FOL, 1957. Nha Trang (type locality). REMARKS. K.R. Jensen states that Brunckhorst (1993 p. 66) wrongly placed Nha Trang in Thailand, Andaman Sea. The holotype is in MNHN, Paris (Valdés & Héros 1998).

Phyllidiopsis striata Bergh, 1889

LITERATURE. Dawydoff (1952). – Risbec (1956).

POLYCERIDAE

Nembrotha Bergh, 1877

Nembrotha nigerrima Bergh, 1877

LITERATURE. Dawydoff (1952). Nha Trang. Risbec (1956). Ile Pattle.

Roboastra

Bergh, 1877

Roboastra gracilis (Bergh, 1877)

OF AUTHORS. *Nembrotha gracilis* Bergh, 1877. LITERATURE. Dawydoff (1952). Halong Bay. REMARKS. K.R. Jensen states that this species is presently referred to the genus *Roboastra* (Rudman 2000c).

Tambja

Burn, 1962

Tambja morosa (Bergh, 1877)

OF AUTHORS. *Nembrotha morosa* Bergh, 1877. LITERATURE. Dawydoff (1952). South Annam. REMARKS. K.R. Jensen states that this species is presently referred to the genus *Tambja* (Rudman 1999b).

TRIOPHIDAE

Some authors have Triophidae (incl. *Kalinga*, *Kaloplocamus* and *Plocamopherus*) as a separate family, others as a subfamily (not including *Kalinga*, which has its own subfamily) of Polyceridae.

Kalinga Alder & Hancock, 1864

Kalinga ornata Alder & Hancock, 1864

LITERATURE. Collected from fishing net outside RIA 3 in 1999 and identified by K.R. Jensen in Hylleberg (2000).

Kaloplocamus Bergh, 1892

Kaloplocamus ramosus (Cantraine, 1835)

LITERATURE. Serène (1937) as *Euplocamus* sp. Annam. – Dawydoff (1952) as *Euplocamus croceus*. – Risbec (1956) as *Caloplocamus croceus*. REMARKS. K.R. Jensen states that this species was described from the Mediterranean, and there are some current discussions about the identity of Indo-Pacific specimens (Rudman 2002).

Plocamopherus Bergh, 1892

Plocamopherus ceylonicus (Kelaart, 1858)

LITERATURE. Risbec (1956). Hon Lon and Baie San.

Plocamopherus tilesii Bergh, 1877

VOUCHER MATERIAL. Institute of Oceanology, Hai Phong.

VAYSSIÈREIDAE

Vayssièrea Risbec, 1928

Vayssièrea felis (Collingwood, 1881)

SYNONYM. *Vayssièrea caledonica* Risbec, 1928. LITERATURE. Dawydoff (1952), Poulo-Condore. Risbec (1956). REMARKS. K.R. Jensen states that *Vayssièrea caledonica* has been synonymised with *V. felis* (Collingwood, 1881) (Rudman 2000b).

Suborder DENDRONOTINA

(=Dendronotacea)

BORNELLIDAE

Bornella Adams & Reeve, 1848***Bornella stellifer***

(Adams & Reeve in Reeve, 1848)

SYNONYM. *Bornella digitata* Alder & Hancock (sic). *Bornella arborescens* Bergh (sic). Should be Pease, 1871. LITERATURE. Serène (1937), Annam, as *Bornella* sp. – Dawydoff (1952), Reefs of South Annam, as *B. digitata*. Dawydoff (1952) as *B. arborescens*. – Risbec (1956), Dong De and Dong Bo, as *B. digitata*. Risbec (1956) as *B. arborescens*. REMARKS. K.R. Jensen states that the authors of *B. digitata* are Adams & Reeve, 1850. It is presently known as *Bornella stellifer* (Adams & Reeve in Reeve, 1848) (Rudman 1984). – K.R. Jensen states that the author for as *B. arborescens* is Pease, 1871. It is probably synonymous with *Bornella stellifer*.

TETHYDIDAE (= Fimbriidae)

Melibe Rang, 1829***Melibe bucephala*** Bergh, 1902

LITERATURE. Dawydoff (1952). Poulo-Condore and Baie de Nha Trang. – Risbec (1956).

Melibe capucina Bergh, 1875

LITERATURE. Dawydoff (1952). Poulo-Condore. – Risbec (1956)

Melibe pilosa Pease, 1860

SYNONYM. *Melibe vexillifera* Bergh, 1880. LITERATURE. Dawydoff (1952), Halong Bay; Paracel Isl. – Risbec (1956) as *M. vexillosa* Bergh. REMARKS. K.R. Jensen noted that this species is considered a synonym of *M. pilosa* Pease, 1860 (Gosliner 1987).

Melibe viridis Kelaart, 1858

SYNONYM. *Melibe fimbriata* Alder & Hancock, 1864. LITERATURE. Serène (1937) as *Melibe* sp. Annam. – Dawydoff (1952). – Risbec (1956) as *Melibe fimbriata*. REMARKS. K.R. Jensen

mentioned that *Melibe fimbriata* may be synonymous with *M. viridis* Kelaart, 1858 (Rudman, 1999a).

Tethys Linnaeus, 1758***Tethys punctata*** Cuvier

LITERATURE. Dawydoff (1952). Poulo-Condore and South Annam. – Risbec (1956). REMARKS. Status not known. We have only found reference to this taxon in the cited literature.

TRITONIIDAE (= Duvauceiidae)

Marionia Vayssière, 1877***Marionia olivacea*** Baba, 1937

VOUCHER MATERIAL. Institute of Oceanology, Hai Phong.

SCYLLAEIDAE

Scyllaea Linnaeus, 1758***Scyllaea fulva*** Quoy & Gaimard, 1824

LITERATURE. Serène (1937). ION collection, Annam. – Dawydoff (1952). – Risbec (1956).

Scyllaea pelagica Linnaeus, 1758

LITERATURE. Serène (1937). ION collection, Annam. – Dawydoff (1952). Halong Bay and Nha Trang. – Risbec (1956). Cau Da.

PHYLLIROIDAE

Phylliroe Péron & Lesueur, 1810***Phylliroe amboinensis*** Quoy & Gaimard, 1832

LITERATURE. Dawydoff (1952) as *Phyllirhoe amnoinensis* (sic). – Risbec (1956) as *Phylliroe amnoinensis* (sic).

Phylliroe bucephalum Peron & Lesueur, 1810

LITERATURE. Dawydoff (1952) as *Phyllirhoe* [err. pro *Phylliroe*] *bucephalus* L. – Risbec (1956) as *Phylliroe bucephala* Linné. REMARKS. K.R. Jensen states that several different spellings (and authors) are found in the literature. The one adopted here is that given by Rudman (2000a).

***Phylliroe lanceolata* Bergh, 1873**

LITERATURE. Dawydoff (1952). – Risbec (1956)

***Phylliroe pelagica* Bergh.**

LITERATURE. Dawydoff (1952). – Risbec (1956).

REMARKS. Status not known. We have only found reference to this taxon in the cited literature.

AEOLIDIIDAE

Aeolidiella Bergh, 1867***Aeolidiella takanosimensis* Baba, 1930**LITERATURE. Risbec (1956) as *Aeolidiella**?takanosimensis* K. Baba. Indochine. REMARKS.

Status not known. We have only found reference to this taxon in the cited literature.

ARMINIDAE

Armina Rafinesque, 1814***Armina babai* (Tchang, 1934)**OF AUTHORS. Subgenus (*Linguella*). VOUCHER

MATERIAL. Institute of Oceanology, Hai Phong.

LITERATURE. Nguyen X. Duc *et al.* (1997).Nguyen X. Duc (2001) in genus *Armina* (sic).***Armina cygnea* (Bergh, 1876)**

LITERATURE. Risbec (1956). Nha Trang.

Armina lugubris* (Bergh, 1874)**OF AUTHORS. *Pleurophyllidia lugubris*.LITERATURE. Dawydoff (1952) as *Pleurophyllidia**lugubris*. – Risbec (1956).Armina punctilucens* (Bergh, 1874)**OF AUTHORS. Subgenus (*Linguella*). VOUCHER

MATERIAL. Institute of Oceanology, Hai Phong.

LITERATURE. Nguyen X. Duc *et al.* (1997).Nguyen X. Duc (2001) in genus *Armina* (sic).***Armina major* Baba, 1949**OF AUTHORS. Subgenus (*Armina*). VOUCHER

MATERIAL. Institute of Oceanology, Hai Phong.

LITERATURE. Nguyen X. Duc *et al.* (1997).Nguyen X. Duc (2001) in genus *Armina* (sic).***Armina semperi* (Bergh, 1866)**LITERATURE. Dawydoff (1952) as *Pleurophyllidia**semperi*. – Risbec (1956) doubted the

identification of Dawydoff's specimens.

***Armina taeniolata* (Bergh, 1866)**

LITERATURE. Risbec (1956). Cay Xoai and Baie

Dong.

***Armina variolosa* (Bergh, 1904)**

REMARKS. K.R. Jensen collected several specimens from fish landing sites during training course (Aug. 2001).

GLAUCIDAE

Cratena Bergh, 1864***Cratena* aff. *lugubris* Bergh, 1870**

LITERATURE. Dawydoff (1952)

Glaucus Förster, 1777***Glaucus atlanticus* Forster, 1777**

LITERATURE. Dawydoff (1952). – Risbec (1956).

Pteraeolidia Bergh, 1875***Pteraeolidia ianthina* (Angas, 1864)**SYNONYMS. *Flabellina scolopendrella* Risbec, 1928. *Pteraeolidia semperi* (Bergh, 1870)LITERATURE. Dawydoff (1952) as *Pteraeolidia**semperi*. – Risbec (1956). Cau Da and Hon

Mieu. Risbec synonymised this species with

Flabellina scolopendrella Risbec, 1928.

REMARKS. K.R. Jensen noted that this species is

probably a synonym of *P. ianthina* (Angas,

1864) (Rudman 1998a).

Subclass GYMNMORPHA

(According to Southern Synthesis (Beesley *et al.* 1998) Gymnomorpha should be included in the Pulmonata, and be named Systellommatophora).

ONCHIDIIDEA

Onchidium

Buchanan, 1800

***Onchidium verruculatum* Cuvier**

VOUCHER MATERIAL. University of Fisheries, Nha Trang.

Subclass PULMONATA

Laemodonta Philippi, 1846

ELLOBIIDAE

Cassidula

Férrusac, 1821

Cassidula aurisfelis Bruguière

LITERATURE. Dautzenberg & Fischer (1905b). From Cambodia. REMARKS. Considered significantly salt-tolerant by to D.G. Reid.

Cassidula doliolum (Petit de la Saussaye, 1842)

VOUCHER MATERIAL. University of Fisheries, Nha Trang as *Cassidula dodiotum* (Petit). REMARKS. K.R. Jensen states that it should be spelled *C. doliolum* (Petit de la Saussaye, 1842).

Cassidula mustelina (Deshayes, 1830)

VOUCHER MATERIAL. University of Natural Science, HCM City. LITERATURE. Identified by D.G. Reid in Hylleberg (2000). REMARKS. D.G. Reid found it at Phu Huu, 25 km north of Nha Trang. Base of *Avicennia* trunk by shrimp farm.

Cassidula nucleus (Gmelin, 1791)

LITERATURE. Nguyen Ngo Thach (2202).

Ellobium

Röding, 1798

Ellobium aurisjudae (Linnaeus, 1758)

OF AUTHORS. *Bulla auris-judæ* Linnaeus, 1758. *Auricula aurisjudae* (Linnaeus, 1758). Genus *Auricula* Lamarck, 1799. VOUCHER MATERIAL. University of Fisheries, Nha Trang. LITERATURE. Dautzenberg & Fischer (1905b) as *Auricula aurisjudae*. REMARKS. Considered significantly salt-tolerant by to D.G. Reid.

Ellobium aurismidae (Linnaeus, 1758)

OF AUTHORS. *Bulla auris-midæ* Linnaeus, 1758. *Auricula aurismidae* (Linnaeus, 1758). LITERATURE. Dautzenberg & Fischer (1905b) as *Auricula aurismidae*. REMARKS. Considered significantly salt-tolerant by to D.G. Reid.

Ellobium chinense (Pfeiffer, 1856)

VOUCHER MATERIAL. University of Natural Science, HCM City.

Laemodonta blaisei (D'Orbigny)

OF AUTHORS. *Plecotrema blaisei* d'Orb. LITERATURE. Dawydoff (1952) Poulo-Condore and Central Annam as *Plecotrema blaisei* d'Orb.

Melampus Montfort, 1810*Melampus caffer* (Kuester).

VOUCHER MATERIAL. University of Natural Science, HCM City as *Melampus cacer* (sic). REMARKS. *M. caffer* is a widely misapplied name.

Pythia Röding, 1798*Pythia pantherina* (A. Adams, 1851)

VOUCHER MATERIAL. Institute of Oceanology, Hai Phong. – University of Fisheries, Nha Trang.

Pythia trigonis Troschel, 1840

LITERATURE. Nguyen Ngo Thach (2202).

SIPHONARIIDAE

Siphonaria Sowerby, 1823*Siphonaria atra* Quoy & Gaimard, 1833

OF AUTHORS. Subgenus (*Mestasiphon*). VOUCHER MATERIAL. Research Institute for Aquaculture No. 3. – Univ. of Fisheries, Nha Trang. LITERATURE. Dautzenberg & Fischer (1905b). REMARKS. R.N. Kilburn found it present at RIA 3.

Siphonaria japonica (Donovan, 1834)

SYNONYM. *Siphonaria cochlaeariformis* Reeve, 1856. VOUCHER MATERIAL. University of Natural Science, HCM City. LITERATURE. Hua Thai Tuyen (1999) as *Siphonaria cochlaeariformis*.

Siphonaria javanica (Lamarck, 1819)

LITERATURE. Nguyen Ngo Thach (2202).

Siphonaria kurracheensis Reeve, 1856

SYNONYM. *Siphonaria corrugata* Reeve, 1856. VOUCHER MATERIAL. University of Natural Science, HCM City, as *Siphonaria corrugata* Reeve.

Siphonaria laciniosa (Linnaeus, 1758)

SYNONYM. *Siphonaria coreensis* Adams &

Reeve, 1850. VOUCHER MATERIAL. University of Natural Science, HCM City as *Siphonaria corensis*.

Siphonaria pectinata Linnaeus, 1758

LITERATURE. Nguyen Ngo Thach (2202).

Siphonaria radians H. & A. Adams, 1855

LITERATURE. Hua Thai Tuyen (1999).

Siphonaria sirius Pilsbry, 1894

LITERATURE. Nguyen Ngo Thach (2202).

Siphonaria subatra Pilsbry, 1904

VOUCHER MATERIAL. University of Natural Science, HCM City.

Class CEPHALOPODA

Annotated by C.C. Lu and A. Nateewathana

Order NAUTILOIDEA

NAUTILIDAE

Nautilus Linnaeus, 1758

Nautilus pompilius Linnaeus, 1758

VOUCHER MATERIAL. Institute of Oceanography, Nha Trang. – University of Fisheries, Nha Trang. LITERATURE. Serène (1937). ION collection, Annam, # 429 ; Field notes # 103. – Dawydoff (1952). – Nguyen Chinh (1996).

Nautilus macromphalus Sowerby, 1849

VOUCHER MATERIAL. Research Institute of Marine Products. REMARKS. Not in Vietnam. C.C. Lu states that it is known only from New Caledonia.

Nautilus repertus Iredale, 1944

LITERATURE. Nguyen Ngo Thach (2202).

Order SEPIOIDEA

SEPIIDAE

Metasepia Hoyle, 1885

Metasepia tullbergi (Appellöf, 1886)

OF AUTHORS. *Sepia tullbergi*. VOUCHER MATERIAL. Research Institute of Marine Products. – Institute

of Oceanology, Hai Phong. LITERATURE. Nguyen X. Duc *et al.* (1997) as *Sepia tullbergi* Appellöf. Nguyen X. Duc (2001) as *Metasepia tullbergi* (sic) Appenllöf (sic)

Sepia Linnaeus, 1758

Sepia aculeata Ferussac & D'Orbigny, 1848

OF AUTHORS. *Sepiella aculeata*. VOUCHER MATERIAL. Institute of Oceanology, Hai Phong. Research Institute of Marine Products. – Institute of Oceanography, Nha Trang. – University of Fisheries, Nha Trang. LITERATURE. Nguyen X. Duc *et al.* (1997). – Identified by A. Nateewathana in Hylleberg (2000). – Nguyen X. Duc (2001).

Sepia affinis Naef, 1912

OF AUTHORS. *Sepiola affinis* in Sepiolidae. LITERATURE. Serène (1937). ION collection, Tourane, authorship as Souleyet. – Dawydoff (1952) as *Sepia affinis* Soul. REMARKS. Not in Vietnam. Known from Europe.

Sepia brevimana Steenstrup, 1875.

OF AUTHORS. *Sepiella brevimana*. VOUCHER MATERIAL. Research Institute for Aquaculture No. 3. REMARKS. C.C. Lu and A. Nateewathana found it present at RIA 3.

Sepia esculenta Hoyle, 1885

OF AUTHORS. *Sepia elliptica* Hoyle, 1885. VOUCHER MATERIAL. Institute of Oceanology, Hai Phong as *Sepia elliptica* Hoyle. Research Institute of Marine Products. LITERATURE. Nguyen X. Duc *et al.* (1997). – Nguyen X. Duc (2001). REMARKS. C.C. Lu states that *Sepia elliptica* is known definitely only from northern Australia. The record of *Sepia elliptica* may be a misidentification of *Sepia esculenta* Hoyle, 1885.

Sepia kobiensis Hoyle, 1885

VOUCHER MATERIAL. Institute of Oceanology, Hai Phong. – Institute of Oceanography, Nha Trang. University of Fisheries, Nha Trang as *Sepia kopensis* Hanley. LITERATURE. Nguyen X. Duc *et al.* (1997). – Nguyen X. Duc (2001). REMARKS. Known from Japan. *Sepia kopensis* Hanley is probably err. pro *Sepia kobiensis* Hoyle.

Sepia latimanus Quoy & Gaimard, 1832

Synonyms. *Sepia harmeri* Robson, 1928. *Sepia*

hercules Pilsbry, 1894. VOUCHER MATERIAL. Institute of Oceanology, Hai Phong as *Sepia hercules* Pilsbry. Research Institute of Marine Products. – Institute of Oceanography, Nha Trang. LITERATURE. Serène (1937). ION collection, Poulo-Condore as *Sepia harmeri* Robson. – Dawydoff (1952) as *Sepia harmeri* Robson. Nguyen Chinh (1996) as *Sepia hercules* Pilsbry. – Nguyen X. Duc *et al.* (1997). Nguyen X. Duc (2001). REMARKS. C.C. Lu states that *Sepia latimanus* is known throughout the Indo-West Pacific coral reef areas. Adam & Rees (1966) regarded *Sepia harmeri* Robson, 1928 as a junior synonym of *Sepia latimanus* Quoy & Gaimard, 1832. Adam & Rees (1966) also regarded *Sepia hercules* Pilsbry, 1894 as a junior synonym of *Sepia latimanus* Quoy & Gaimard, 1832.

Sepia lycidas Gray, 1849

Of authors. *Sepia subaculeata* Sasaki. *Sepia supaculeata* (sic). VOUCHER MATERIAL. Institute of Oceanology, Hai Phong as *Sepia subaculeata*. Research Institute of Marine Products. – Institute of Oceanography, Nha Trang. – Institute of Oceanography, Nha Trang as *Sepia supaculeata*. LITERATURE. Nguyen Chinh (1996) as *Sepia subaculeata* Sasaki. – Nguyen X. Duc *et al.* (1997). – Nguyen X. Duc (2001). REMARKS. C.C. Lu states that *Sepia lycidas* is known throughout the Southeast Asia, including the South China Sea and Taiwan. Adam & Rees (1966) regarded *Sepia subaculeata* Sasaki, 1914 to be a junior synonym of *Sepia lycidas* Gray, 1849. *Sepia supaculeata* is probably a misspelling of *Sepia subaculeata*.

Sepia madokai Adam, 1939

LITERATURE. Nguyen X. Duc *et al.* (1997). Nguyen X. Duc (2001). REMARKS. C.C. Lu states that this species is known from Japan and Taiwan.

Sepia pharaonis Ehrenberg, 1831

Synonyms. *Sepia tigris* Sasaki, 1929. VOUCHER MATERIAL. Institute of Oceanology, Hai Phong as *Sepia tigris* Sasaki. – Research Institute of Marine Products. – Institute of Oceanography, Nha Trang. – Research Institute for Aquaculture No. 3. – University of Fisheries, Nha Trang. LITERATURE. Nguyen Chinh (1996) as *Sepia tigris*

Sasaki. – Nguyen X. Duc *et al.* (1997). Identified by C.C. Lu in Hylleberg (2000). Nguyen X. Duc (2001). REMARKS. C.C. Lu and A. Nateewathana found *Sepia pharaonis* present at RIA 3. C.C. Lu states that Adam & Rees (1966) regarded *Sepia tigris* Sasaki, 1929 to be a junior synonym of *Sepia pharaonis* Ehrenberg, 1831.

Sepia recurvirostra Steenstrup, 1875

OF AUTHORS. *Sepiella recurvirostris*. VOUCHER MATERIAL. Institute of Oceanology, Nha Trang. Research Institute for Aquaculture No. 3. LITERATURE. Identified by C.C. Lu in Hylleberg (2000). – Nguyen Chinh & Le Ngoc Hoa (2003) as *Sepia recurvirostra* (sic). REMARKS. C.C. Lu and A. Nateewathana found it present at RIA 3.

Sepia robsonii Sasaki, 1929

OF AUTHORS. ?*Sepiella robsoni* Massy, 1927. VOUCHER MATERIAL. Institute of Oceanology, Hai Phong. – Res. Inst. of Marine Products. REMARKS. Not in Vietnam. Known from South Africa.

Sepia vossi Khromov, 1996

OF AUTHORS. *Sepia omani* Adam & Rees, 1966. VOUCHER MATERIAL. Institute of Oceanology, Nha Trang, as *Sepia omani*. REMARKS. C.C. Lu states that this record is likely to be a misidentification of *Sepia vossi* Khromov, 1996.

Sepiella Gray, 1849

Sepiella inermis Ferussac & D'Orbigny, 1835

Synonyms. *Sepia touranensis* Eydoux & Souleyet, 1852. VOUCHER MATERIAL. Research Institute of Marine Products. – University of Fisheries, Nha Trang. LITERATURE. Serène (1937). ION collection, Tourane as *Sepia tourannensis* (sic) Souleyet. – Dawydoff (1952) as *Sepia touranensis* Soul. – Identified by C.C. Lu and A. Nateewathana in Hylleberg (2000). REMARKS. C.C. Lu states that *Sepiella inermis* is known from the Indian Ocean, including India and Indonesia, Gulf of Tonkin and Southern South China Sea.

Sepiella japonica Sasaki, 1929

VOUCHER MATERIAL. Institute of Oceanology, Nha Trang. REMARKS. C.C. Lu states that *Sepiella japonica* is known only from Japan, China and Taiwan.

SEPIOLIDAE

Euprymna Steenstrup, 1887

Euprymna berryi Sasaki, 1929

VOUCHER MATERIAL. Institute of Oceanology, Hai Phong. REMARKS. C.C. Lu states that it is known from Japan, Taiwan, Andaman Island, and southeastern India.

Sepiola Leach, 1817

Sepiola birostrata Sasaki, 1918

VOUCHER MATERIAL. Institute of Oceanology, Hai Phong. LITERATURE. Nguyen X. Duc *et al.* (1997). Nguyen X. Duc (2001). REMARKS. C.C. Lu states that it is known from Japan, East China Sea, South China Sea along the coast of China to Hai Nan Island.

SEPIADARIIDAE

Sepiadarium Steenstrup, 1881

Sepiadarium kochii Steenstrup, 1881

OF AUTHORS. *Sepia kochii*. VOUCHER MATERIAL. Institute of Oceanology, Hai Phong. – Institute of Oceanography, Nha Trang. LITERATURE. Nguyen X. Duc *et al.* (1997). – Nguyen X. Duc (2001). REMARKS. C.C. Lu states that it is known from Japan, Taiwan, South China Sea along the coast of China and Indo-China, India, and northern Australia.

Order TEUTHOIDEA

LOLIGINIDAE

Loligo Schneider, 1784

Loligo singhalensis Ortmann, 1891

OF AUTHORS. Subgenus (*Doryteuthis*). VOUCHER MATERIAL. Research Institute of Marine Products. REMARKS. C.C. Lu states that it is known from India and Sri Lanka.

Loligo singhalensis C. var. *beryllae* Robson

LITERATURE. Serène (1937). ION collection, Annam # 407; Field notes #103. – Dawydoff (1952) as *Loligo singhalensis* var. *beryllae* Robs. REMARKS. Status not known. We have only found reference to this taxon in the cited literature.

Loliolus

Steenstrup, 1856

Loliolus beka (Sasaki, 1929)

OF AUTHORS. Genus *Loligo* Schneider, 1784. *Loligo beka* Sasaki, 1929. *Loliolus* (*Nipponololigo*) *beka*. *Nipponololigo beka*. VOUCHER MATERIAL. Research Institute of Marine Products. Inst. of Oceanography, Nha Trang. LITERATURE. Nguyen X. Duc *et al.* (1997). – Nguyen X. Duc (2001). REMARKS. C.C. Lu states that the species is now known as *Loliolus* (*Nipponololigo*) *beka* (Sasaki, 1929). It is recorded from Japan, Taiwan and the Hai Nan Island.

Loliolus sumatrensis Orbigny, 1835

OF AUTHORS. *Nipponololigo sumatrensis*. *Loliolus* (*Nipponololigo*) *sumatrensis*. SYNONYMS. *Loligo kubiensis* Hoyle, 1885. VOUCHER MATERIAL. Institute of Oceanology, Hai Phong as *Loligo kubiensis* Hoyle. – Research Institute of Marine Products as *Loligo kubiensis* Hoyle. Institute of Oceanography, Nha Trang as *Loligo kubiensis* Hoyle. REMARKS. *Loligo kubiensis* is frequently misidentified for *Loligo uyii*. C.C. Lu states that Sweeney & Vecchione (1998) considered *Loligo kubiensis* to be a junior synonym of *Loliolus* (*Nipponololigo*) *sumatrensis* (Orbigny, 1835)

Loliolus uyii (Wakiya & Ishikawa, 1921).

SYNONYMS. *Loligo aspera* Ortmann, 1888. *Loligo gotoi* Sasaki, 1929. OF AUTHORS. *Loliolus* (*Nipponololigo*) *uyii* (Wakiya & Ishikawa, 1921). *Nipponololigo uyii*. VOUCHER MATERIAL. Instit. of Oceanology, Hai Phong as *Loligo gotoi* Sasaki. – Research Inst. of Marine Products as *Loligo gotoi* Sasaki. – Institute of Oceanography, Nha Trang as *Loligo aspera*. LITERATURE. Nguyen X. Duc *et al.* (1997). – Nguyen X. Duc (2001). REMARKS. C.C. Lu states that Sweeney & Vecchione (1998) considered *Loligo aspera* Ortmann, 1888 and *Loligo gotoi* Sasaki, 1929

to be synonymous with *Loliolus* (*Nipponololigo*) *uyii* (Wakiya & Ishikawa, 1921). *Loliolus uyii* is known from Japan, Taiwan, East China Sea and the South China Sea.

Uroteuthis
Rehder, 1945

Uroteuthis chinensis Gray, 1849

OF AUTHORS. *Loligo chinensis*. *Photololigo chinensis*. Subgenus (*Photololigo*). SYNONYMS. *Loligo formosana* Sasaki, 1929. VOUCHER MATERIAL. Research Institute of Marine Products. Institute of Oceanology, Hai Phong as *Loligo formosana*. – Institute of Oceanography, Nha Trang as *Loligo formosana*. Research Institute for Aquaculture No. 3. – University of Fisheries, Nha Trang. LITERATURE. Nguyen Chinh (1996) as *Loligo formosana*. – Nguyen X. Duc *et al.* (1997) as *Loligo chinensis* Gray. – Identified by C.C. Lu in Hylleberg (2000). – Nguyen X. Duc (2001) as *Loligo chinensis*. REMARKS. C.C. Lu and A. Nateewathana found *Uroteuthis chinensis* present at RIA 3. C.C. Lu states that Natsukari (1984) considered *Loligo formosana* to be a junior synonym of *Uroteuthis* (*Photololigo*) *chinensis* (Gray, 1849).

Uroteuthis duvaucelii (d'Orbigny, 1835)

OF AUTHORS. *Loligo duvauceli*. *Photololigo duvaucelii*. Subgenus (*Photololigo*). SYNONYM. *Loligo oshimai*. VOUCHER MATERIAL. Research Institute of Marine Products. – Insti. of Oceanography, Nha Trang. – Inst. of Oceanography, Nha Trang as *Loligo aswimai*. LITERATURE. Nguyen Chinh (1996) as *Loligo duvauceli*. – Nguyen X. Duc *et al.* (1997) as *Loligo duvauceli* Orbigny. *Uroteuthis duvaucelii* identified by C.C. Lu in Hylleberg (2000). – Nguyen X. Duc (2001) as *Loligo duvauceli*. REMARKS. *Loligo aswimai* is assumed *err. pro Loligo oshimai* Sasaki, 1929 which is a synonym of *Loligo duvaucelii* (d'Orbigny, 1835).

Uroteuthis edulis (Hoyle, 1885)

OF AUTHORS. *Loligo edulis*. *Photololigo edulis*. Subgenus (*Photololigo*). VOUCHER MATERIAL. Research Institute of Marine Products. – Institute of Oceanography, Nha Trang. – Research Institute for Aquaculture No. 3. LITERATURE.

Nguyen X. Duc *et al.* (1997) as *Loligo edulis* Hoyle. – Identified by C.C. Lu and A. Nateewathana in Hylleberg (2000). – Nguyen X. Duc (2001) as *Loligo edulis*. REMARKS. C.C. Lu and A. Nateewathana found *Uroteuthis* cf. *edulis* present at RIA 3. Known from Japan.

Sepioteuthis
Blainville, 1824

Sepioteuthis australis Quoy & Gaimard, 1832

LITERATURE. Nguyen Chinh (1996). REMARKS. Known from Australia.

Sepioteuthis krempti Robson

LITERATURE. Serène (1937). ION collection, Annam. Port Dayot. – Dawydoff (1952). REMARKS. Status not known. We have only found reference to this taxon in the cited literature.

Sepioteuthis lessoniana Lesson, 1830

VOUCHER MATERIAL. Research Institute of Marine Products. – Institute of Oceanography, Nha Trang. – Research Institute for Aquaculture No. 3. – University of Fisheries, Nha Trang. LITERATURE. Serène (1937). ION collection, Poulo-Condore. – Dawydoff (1952). – Nguyen Chinh (1996). – Nguyen X. Duc *et al.* (1997). *Sepioteuthis lessoniana* identified by C.C. Lu in Hylleberg (2000). – Nguyen X. Duc (2001). REMARKS. C.C. Lu and A. Nateewathana found it present at RIA 3. Also known from the Pacific.

Sepiotenthis loliginiformis

Rüppel & Leuckart, 1828

VOUCHER MATERIAL. Institute of Oceanography, Nha Trang. REMARKS. Not likely in Vietnam. Known from the Red Sea.

OMMASTREPHIDAE

Todarodes
Steenstrup, 1880

Todarodes pacificus (Steenstrup, 1880)

VOUCHER MATERIAL. Research Institute of Marine Products. REMARKS. Known from the North Pacific.

Order OCTOPODA

OCTOPODIDAE

Cistopus
Gray, 1849

Cistopus indicus (d'Orbigny, 1840)

VOUCHER MATERIAL. Research Institute for Aquaculture No. 3. – University of Fisheries, Nha Trang. LITERATURE. – Serène (1937). ION collection, Poulou-Condore. – Dawydoff (1952). Identified by C.C. Lu in Hylleberg (2000). REMARKS. C.C. Lu and A. Nateewathana found it present at RIA 3. Known from Indo–West Pacific.

Octopus
Lamarck, 1798

Octopus aegina Gray, 1849

Synonym. *Octopus dollfusi* Robson, 1828. VOUCHER MATERIAL. Research Institute for Aquaculture No. 3. LITERATURE. Serène (1937). ION collection, Indochine as *Octopus dollfusi*. Dawydoff (1952) as *Octopus dollfusi*. Identified by C.C. Lu in Hylleberg (2000). REMARKS. C.C. Lu and A. Nateewathana found it present at RIA 3. Also known from Japan. C.C. Lu states that Norman (1998) considered *Octopus dollfusi* to be a junior synonym of *Octopus aegina* Gray, 1849.

Octopus faciatus Hoyle, 1886

VOUCHER MATERIAL. Institute of Oceanology, Hai Phong. LITERATURE. Nguyen X. Duc *et al.* (1997) as ?*Octopus faciatus* Hoyle. – Nguyen X. Duc (2001) as *Octopus faciatus*

Octopus fangsiao d'Orbigny, 1839–1841

Synonyms. *Octopus ocellatus* Gray, 1849. LITERATURE. Nguyen X. Duc (2001) as *Octopus ocellatus*. REMARKS. C.C. Lu states that Toll & Voss (1998) considered *Octopus ocellatus* to be a junior synonym of *Octopus fangsiao* d'Orbigny, 1839–1841. Known from West Pacific.

Octopus fontanianus d'Orbigny, 1835

LITERATURE. Serène (1937). ION collection,

Poulou-Condore. – Dawydoff (1952). Not likely in Vietnam. Known from South America.

Octopus harmandi Rochebrune

LITERATURE. Serène (1937). ION collection, Poulou-Condore. – Dawydoff (1952). REMARKS. Status not known. We have only found reference to this taxon in the cited literature.

Octopus horridus group

VOUCHER MATERIAL. Research Institute for Aquaculture No. 3. REMARKS. C.C. Lu and A. Nateewathana found the *Octopus horridus* group present at RIA 3.

Octopus cf. luteus Sasaki, 1929

VOUCHER MATERIAL. Research Institute for Aquaculture No. 3. REMARKS. C.C. Lu and A. Nateewathana found *Octopus cf. luteus* present at RIA 3. Also known from Japan.

Octopus marginatus Taki, 1964

VOUCHER MATERIAL. Research Institute for Aquaculture No. 3. LITERATURE. Identified by C.C. Lu in Hylleberg (2000). REMARKS. C.C. Lu and A. Nateewathana found it present at RIA 3. Also known from Japan.

Octopus membranaceus Quoy & Gaimard, 1832

LITERATURE. Nguyen X. Duc *et al.* (1997). Ha Long Bay. REMARKS. Known from Japan.

Octopus neglectus

Nateewathana & Norman, 1999

VOUCHER MATERIAL. Research Institute for Aquaculture No. 3. REMARKS. C.C. Lu and A. Nateewathana found it present at RIA 3. Also known from the Andaman Sea.

Octopus oshimai (Sasaki, 1929)

VOUCHER MATERIAL. Institute of Oceanology, Hai Phong. LITERATURE. Nguyen X. Duc *et al.* (1997). Nguyen X. Duc (2001). REMARKS. Known only from Taiwan.

Octopus ovulum (Sasaki)

VOUCHER MATERIAL. Institute of Oceanology, Hai Phong. LITERATURE. Nguyen X. Duc (2001). REMARKS. Known from western North Pacific, Japan.

Octopus tuberculatus Robson

LITERATURE. Serène (1937). ION collection, Poulou-Condore. – Dawydoff (1952). REMARKS. Status not known. We have only found reference to this taxon in the cited literature.

Octopus vulgaris Lamarck, 1798

VOUCHER MATERIAL. Institute of Oceanology, Hai Phong. LITERATURE. Nguyen X. Duc *et al.* (1997) as *Octopus vulgaris* Cuvier. – Nguyen X. Duc (2001) as *Octopus vulgaris* Cuvier. REMARKS. Not in Vietnam. Known from the North Atlantic.

Hapalochlaena Robson, 1928

Hapalochlaena lunulata

(Quoy & Gaimard, 1832)

VOUCHER MATERIAL. Institute of Oceanography, Nha Trang. REMARKS. Known from Indo-Malayan Archipelago from the Philippines to northern Australia, Vanuatu.

ARGONAUTIDAE

Argonauta

Linnaeus, 1758

Argonauta argo Linnaeus, 1758

LITERATURE. Nguyen Ngo Thach (2202).

Argonauta gruneri Dunker, 1852

LITERATURE. Nguyen Ngo Thach (2202).

Argonauta hians Lightfoot, 1786

LITERATURE. Nguyen Ngo Thach (2202).

Class BIVALVIA

(= PELECYPODA)

Subclass

PROTOBRANCHIA

NUCULIDAE

Acila H. & A. Adams, 1858

Acila divaricata (Hinds, 1843)

VOUCHER MATERIAL. Institute of Oceanology, Hai Phong. LITERATURE. Nguyen X. Duc *et al.* (1997). K.A. Lutaenko (2000). – Nguyen X. Duc (2001) in family Nuculidae.

Nucula Lamarck, 1799

Nucula cumingii Hinds, 1843

VOUCHER MATERIAL. Institute of Oceanology, Hai Phong. LITERATURE. Dawydoff (1952), Poulo-Condore, as *Nucula cuminghi* (err. pro *cumingii*) Hinds. – Nguyen X. Duc *et al.* (1997). – K.A. Lutaenko (2000). – Nguyen X. Duc (2001). REMARKS. Known from China.

Nucula dautzenbergi Prashad, 1932

LITERATURE. K.A. Lutaenko (2000).

Nucula layardi A. Adams, 1856

VOUCHER MATERIAL. Institute of Oceanology, Hai Phong. LITERATURE. Nguyen X. Duc *et al.* (1997) as *Nucula layardi* A. Admas (sic). – K.A. Lutaenko (2000). – Nguyen X. Duc (2001).

NUCULANIDAE

Nuculana Link, 1807

Nuculana belcheri (Hinds, 1843)

LITERATURE. Dawydoff (1952), Poulo-Condore. REMARKS. Not in Vietnam. Known from South Africa.

Nuculana confusa (Hanley, 1860)

OF AUTHORS. *Nucula confusa*. VOUCHER MATERIAL. Institute of Oceanology, Hai Phong. LITERATURE. Nguyen X. Duc *et al.* (1997). – Nguyen X. Duc (2001) in genus *Nucula*.

Nuculana puellata (Hinds, 1843)

LITERATURE. Dawydoff (1952), Koh Kong, Cambodia. REMARKS. Not yet recorded from Vietnam.

Saccella Woodring, 1925

Saccella gordonis (Yokoyama, 1920)

OF AUTHORS. *Nuculana gordonis*. VOUCHER MATERIAL. Crude Oil Safety Center, HCM City.

PRISTIGLOMIDAE

Pristigloma Dall, 1900

Pristigloma japonica (E.A. Smith, 1885)

VOUCHER MATERIAL. Crude Oil Safety Center,

HCM City, as *Glomus japonicus*. REMARKS. *Pristigloma japonica* (Smith, 1885) is an abyssal species known from Japan.

YOLDIIDAE

(including SAREPTIDAE)

Saccella Woodring, 1925

Saccella serotina (Hinds, 1843)

OF AUTHORS. *Yoldia serotina* (Hinds, 1843).
VOUCHER MATERIAL. Institute of Oceanology, Hai Phong, as *Yoldia serotina*. Dawydoff (1952), Poulo-Condore, as *Yoldia serotina*. LITERATURE. Nguyen X. Duc *et al.* (1997) as ?*Yoldia serotina* A. Adams. – Nguyen X. Duc (2001) in family Nuculidae. Nguyen Xuan Duc (2003) as *Yoldia serotina*. REMARKS. Known from China.

Yoldia Moeller, 1842

Yoldia lepidula A. Adams, 1856

OF AUTHORS. *Portlandia lepidula*. VOUCHER MATERIAL. Institute of Oceanology, Hai Phong. LITERATURE. Nguyen X. Duc *et al.* (1997). – K.A. Lutaenko (2000). – Nguyen X. Duc (2001) as *Portlandia* in family Nuculidae.

Yoldia notabilis Yokoyama, 1922

LITERATURE. Nguyen X. Duc *et al.* (1997). Nguyen X. Duc (2001) as *Y. notabila* in family Nuculidae.

Subclass

PTERIOMORPHIA

Order MYTILOIDA

MYTILIDAE

Annotated by K.W. Ockelmann

Adula H. & A. Adams, 1857

Adula californiensis chosonica

(Habe & Ito, 1965)

VOUCHER MATERIAL. University of Fisheries, Nha Trang.

Adula falcatooides (Habe, 1955).

VOUCHER MATERIAL. University of Fisheries, Nha Trang. REMARKS. K.A. Lutaenko states that it is a Japanese species unlikely to occur in Vietnam.

Arcuatula Jousseume in Lamy, 1919

Arcuatula arcuatula (Hanley, 1844)

OF AUTHORS. *Modiola arcuatula*. LITERATURE. Serène (1937). ION collection as *Modiola arcuatula* Hanley, 1844

Brachidontes Swainson, 1840

Brachidontes crebricostatus (Conrad, 1837)

VOUCHER MATERIAL. University of Fisheries, Nha Trang. REMARKS. Doubtful in Vietnam. K.W. Ockelmann states that this species was described from Hawaii.

Brachidontes curvatus (Dunker, 1856)

OF AUTHORS. *Mytilus curvatus* Dunker, 1856. VOUCHER MATERIAL. Institute of Oceanology, Hai Phong. University of Fisheries, Nha Trang. TMMP Coll. Halong Bay, identified by K.W.Ockelmann (Hylleberg 2001). LITERATURE. Nguyen X. – Duc (2001) in genus *Brachydontes* (err. pro *Brachidontes*) *curvatus*. – Nguyen Xuan Duc (2003) as *Brachydontes* (sic) *curvatus*. REMARKS. K.A. Lutaenko (2000) states that *Brachidontes curvatus* (Dunker) seems to be the same species as *Mytilus curvatus* Dunker, 1856 non Kloeden, 1834.

Brachidontes emarginatus (Benson, 1858)

OF AUTHORS. *Modiola emarginata* (Benson, 1858). VOUCHER MATERIAL. Institute of Oceanology, Hai Phong. – University of Fisheries, Nha Trang. LITERATURE. Nguyen X. Duc *et al.* (1997) as ?*Brachidontes emarginatus* (Benson). – Nguyen Chinh. (2001). – Nguyen X. Duc (2001) in genus *Brachydontes* [err. pro *Brachidontes*] *emarginatus*. – Nguyen Xuan Duc (2003) as *Brachydontes* (sic) *emarginatus*.

Brachidontes pharaonis (Fischer, 1870)

VOUCHER MATERIAL. Research Institute for Aquaculture No. 3. REMARKS. R.N. Kilburn found it present at RIA 3.

Brachidontes striatulus (Hanley, 1844)

OF AUTHORS. *Modiola striatula*. VOUCHER MATERIAL. Institute of Oceanography, Nha Trang. LITERATURE. Dawydoff (1952), Indochine as *Modiola striatula* Haul. (sic). – K.A. Lutaenko (2000).

Brachidontes subramosus (Hanley)

OF AUTHORS. *Brachidontes pharaonis* (Fischer, 1870). SYNONYM. *Hormomya mutabilis* (Gould, 1861). VOUCHER MATERIAL. TMMP Coll. Halong Bay. ID by K.W. Ockelmann (Hylleberg 2001).

Brachidontes variabilis (Krauss, 1848)

OF AUTHORS. *Mytilus variabilis* Krauss, 1848. LITERATURE. Dautzenberg & Fischer (1905a) as *Mytilus variabilis* Krauss, 1848.

Geukensia van der Pool, 1959***Geukensia demissa*** Dillwyn, 1817

LITERATURE. Hua Thai Tuyen (1999). ION collection, Con Dao as *Geukensia demisa*. REMARKS. Not in Vitenam. K.W. Ockelmann states that *Geukensia demissa* is a North American species.

Hormomya Mörch, 1853.***Hormomya mutabilis*** (Gould, 1861).

VOUCHER MATERIAL. – University of Fisheries, Nha Trang. – TMMP Coll. Identified by R.N. Kilburn (Hylleberg 2001). LITERATURE. Nguyen X. Duc *et al.* (1997). – Identified by R.N. Kilburn in Hylleberg (2000). – K.A. Lutaenko (2000). Nguyen Chinh. (2001).

Limnoperna Rochebrune, ?1882***Limnoperna securis*** (Lamarck, 1819)

OF AUTHORS. *Xenostrobus securis*. SYNONYM. *Modiolus fortunei* Dunker, 1857. VOUCHER MATERIAL. Institute of Oceanography, Nha Trang. REMARKS. Probably not in Vietnam. Known from Australia and New Zealand. K.W. Ockelmann states that ID of *Xenostrobus securis* is doubtful.

Limnoperna siamensis (Morelet, 1866)

OF AUTHORS. *Dreissena siamensis* Morelet, 1866. *Modiola siamensis*. *Modiolus siamensis*. VOUCHER MATERIAL. University of Natural Science, HCM City. LITERATURE. Dautzenberg

& Fischer (1905a) as *Modiola (Limnoperna) siamensis* Morelet, 1866. – Dawydoff (1952), Indochine, as *Modiola siamensis* Mort.

Lioberus Dall, 1898***Lioberus plicatus*** (Gmelin, 1791)

OF AUTHORS. *Modiolus plicatus*. VOUCHER MATERIAL. Institute of Oceanology, Hai Phong. LITERATURE. Nguyen X. Duc (2001). REMARKS. Known from China.

Lioberus nitidus (Reeve, 1857)

OF AUTHORS. *Modiolus nitidus*. VOUCHER MATERIAL. Institute of Oceanology, Hai Phong.

Subfamily

LITHOPHAGINAE

Leiosolenus Carpenter, 1863***Leiosolenus bisulcata*** (d'Orbigny, 1842)

OF AUTHORS. *Lithophaga bisulcata* (d'Orbigny, 1842). LITERATURE. Hua Thai Tuyen (1999). REMARKS. Not in Vietnam. Known from America.

Leiosolenus curta (Lischke, 1874)

OF AUTHORS. *Lithophaga curta*. VOUCHER MATERIAL. Institute of Oceanology, Hai Phong. LITERATURE. Serène (1937). ION collection, Annam # 656; Field notes # 103. – Nguyen Chinh. (2001).

Leiosolenus laevigata (Quoy et Gaimard, 1835)

OF AUTHORS. *Lithophaga laevigata*. VOUCHER MATERIAL. Institute of Oceanography, Nha Trang. LITERATURE. Hua Thai Tuyen (1999). ION collection, Con Dao as *Lithophaga laevigatus*. K.A. Lutaenko (2000).

Leiosolenus lima Lamy, 1919

OF AUTHORS. *Lithodomus lima* Jousseame. *Lithophaga lima*. VOUCHER MATERIAL. Institute of Oceanology, Hai Phong. – Institute of Oceanography, Nha Trang.

Leiosolenus malaccana (Reeve, 1857)

OF AUTHORS. *Lithodomus malaccanus*. *Lithophaga malaccana* (Reeve, 1857).

SYNONYMS. *Lithodomus cavernosa* Dunker, 1882. *Lithodomus reticulata* Dunker, 1882. VOUCHER MATERIAL. Institute of Oceanology, Hai Phong. – Institute of Oceanography, Nha Trang. TMMP Coll. Nha Trang as *Leiosolenus ?malaccanus*. K.W.Ockelmann exam. (Hylleberg 2001). LITERATURE. Nguyen X. Duc *et al.* (1997). – K.A. Lutaenko (2000). – Nguyen X. Duc (2001) as *Lithophaga manaceana* (sic). Nguyen Chinh. (2001). – Nguyen Xuan Duc (2003) as *Lithophaga malaccana*.

Lithophaga
Röding, 1798

Lithophaga lithophaga (Linnaeus, 1758)

REMARKS. Not in Vietnam. K.A. Lutaenko (2000) states that this is a Mediterranean species (Sabelli *et al.* 1990) which does not occur in the Indo-Pacific.

Lithophaga nasuta (Philippi, 1846)

LITERATURE. K.A. Lutaenko (2000).

Lithophaga obesa (Philippi, 1847)

OF AUTHORS. *Lithophagus obesa*. *Modiolus obesa*. VOUCHER MATERIAL. Institute of Oceanology, Hai Phong. LITERATURE. Dawydoff (1952), Poulou-Condore, as *Lithophagus obesa* Phil. – Nguyen Chinh. (2001). REMARKS. Known from the Pacific and Western Indian Ocean.

Lithophaga straminea (Reeve, 1857)

LITERATURE. Hua Thai Tuyen (1999). REMARKS. Known from China and Japan.

Lithophaga teres (Philippi, 1846)

OF AUTHORS. *Lithophagus teres*. *Lythophagus* (sic) *teres*. SYNONYM. *Lithophaga gracilis* (Philippi, 1847). VOUCHER MATERIAL. Institute of Oceanology, Hai Phong. – Institute of Oceanography, Nha Trang, as *Lithophaga gracilis*. – Research Institute for Aquaculture No. 3. LITERATURE. Dawydoff (1952), as *Lithophagus teres* Phil. – Nguyen X. Duc *et al.* (1997). – Hua Thai Tuyen (1999). – K.A. Lutaenko (2000). – Nguyen X. Duc (2001). Nguyen Chinh. (2001). Nguyen Chinh & Le Ngoc Hoa (2003) as *Lythophagus* (sic) *teres*.

Lithophaga zitteliana (Dunker, 1883)

VOUCHER MATERIAL. Institute of Oceanology, Hai Phong. LITERATURE. K.A. Lutaenko (2000).

Subfamily
MODIOLINAE

Amygdalum
Mühlfeld, 1811

Amygdalum politum (Verrill & Smith, 1880)

LITERATURE. Nguyen Ngo Thach (2202).

Amygdalum watsoni (Smith, 1885)

OF AUTHORS. *Modiolus watsoni*. VOUCHER MATERIAL. Institute of Oceanology, Hai Phong. LITERATURE. Nguyen X. Duc *et al.* (1997). – K.A. Lutaenko (2000). – Nguyen X. Duc (2001). REMARKS. K.W. Ockelmann states that *Amygdalum watsoni* (Smith) is a deep-warater species.

Botula
Mörch, 1853

Botula silicula (Lamarck, 1819)

SYNONYMS. *Botula cinnamomea* (Gmelin, 1791). *Lithodomus cinnamomea*. *Lithophaga cinnamomea*. *Lithophagus cinamomeus*. VOUCHER MAT. Institute of Oceanology, Hai Phong. Inst. of Oceanography, Nha Trang. – University of Fisheries, Nha Trang. LITERATURE. Dawydoff (1952) as *Lithophagus cinamoneus* (sic) [citing the unavailable Chemnitz]. – Nguyen X. Duc *et al.* (1997) as *Botula silicula* (Lamarck). Nguyen X. Duc *et al.* (1997) as ?*Lithophaga cinnagenica* [?err. pro *Botula cinnamomea*, citing the unavailable Chemnitz]. – Hua Thai Tuyen (1999), ION collection, Con Dao, as *Lithodomus cinnamomea*. – Nguyen X. Duc (2001) as *L. cinnagenica*. – Identified by R.N. Kilburn in Hylleberg (2000). – K.A. Lutaenko (2000). Nguyen Chinh. (2001). – Nguyen X. Duc (2001). – Nguyen X. Duc (2001, 2003) as *L. cinnagenica* [?err. pro *Botula cinnamomea*, citing Chemnitz]. REMARKS. *Lithophaga cinnagenica* is assumed to be err. pro *Botula cinnamomea*. *Botula silicula* (Lamarck, 1819) is known from the Indo-Pacific. *Botula cinnamomea* was described from the Red Sea. K.W. Ockelmann states that there may be two different species of *Botula* in Vietnam.

Modiola

Lamarck, 1801

Modiola arata (Dunker, 1857).

OF AUTHORS. *Modiolus arata* (Dunker, 1857). LITERATURE. Nguyen Chinh. (2001). REMARKS. K.W. Ockelmann states that there exists a *Modiola arata* Dunker in Reeve, 1857. But this is a species at home in the Australian province.

**Modiola brasiliensis*

LITERATURE. Serène (1937). ION collection, Nha Trang [citing the unavailable Chemnitz]. REMARKS. K.W. Ockelmann states that it is certainly not *Mytella guyonensis* (Lamarck, 1819) (= *Mytilus modiolus brasiliensis* "Chemnitz").

Modiolus

Lamarck, 1799

Modiolus sp. 1 [undescribed]

VOUCHER MATERIAL. – TMMP Coll. K.W. Ockelmann ID. (Hylleberg 2001). REMARKS. K.W. Ockelmann examined 2 specimens from Nha Trang and found them undescribed.

Modiolus auriculatus (Krauss, 1848)

OF AUTHORS. Genus *Modiola* Lamarck, 1801. *Modiola auriculatus*. SYNONYM. *Modiolus agripetus* (Iredale, 1939). VOUCHER MATERIAL. Institute of Oceanography, Nha Trang. Research Institute for Aquaculture No. 3. University of Fisheries, Nha Trang. – TMMP Coll. Nha Trang. K.W. Ockelmann exam. (Hylleberg 2001). LITERATURE. Dawydoff (1952), Indochine as *Modiola auriculatus* Krauss. Nguyen X. Duc *et al.* (1997). – Identified by R.N. Kilburn in Hylleberg (2000). – K.A. Lutaenko (2000). REMARKS. R.N. Kilburn found it present at RIA 3.

Modiolus barbatus (Linnaeus, 1758)

VOUCHER MATERIAL. Institute of Oceanography, Nha Trang. – University of Fisheries, Nha Trang. LITERATURE. K.A. Lutaenko (2000). – Nguyen X. Duc (2001). – Nguyen Xuan Duc (2003). REMARKS. Not in Vietnam. K.A. Lutaenko (2000) states that this a Mediterranean species (Sabelli *et al.* 1990) which does not occur in the Indo-Pacific area.

Modiolus dubius Prasad, 1932

VOUCHER MATERIAL. Inst. of Oceanography, Nha Trang. – Crude Oil Safety Center, HCM City.

Modiolus elongatus (Swainson, 1821)

OF AUTHORS. *Lioberus elongatus*. SYNONYMS. *Modiolus rhomboideus* Reeve, 1857. *Modiola rhomboidea* Clessin, 1890 non Reeve, 1857. VOUCHER MATERIAL. Institute of Oceanology, Hai Phong. – Institute of Oceanography, Nha Trang as *Modiolus elongatus*. LITERATURE. K.A. Lutaenko (2000). Nguyen X. Duc (2001). Nguyen Xuan Duc (2003) as *Lioberus elongatus*. REMARKS. K.A. Lutaenko (2000) states that the author is "Hanley" by some authors. According to Habe (1977), *Modiola rhomboidea* Reeve, 1857 is a synonym of *Modiolus (Modiolusia) elongatus* (Swainson, 1821). At the same time, Higo *et al.* (1999) listed *Modiola rhomboidea* Clessin, 1890 non Reeve, 1857 in the synonymy of *M. elongatus*.

Modiolus hanleyi (Dunker, 1882)

LITERATURE. Nguyen Chinh & Le Ngoc Hoa (2003). VOUCHER MATERIAL. Research Institute for Aquaculture No. 3.

Modiolus lignea (Reeve, 1858)

LITERATURE. K.A. Lutaenko (2000).

Modiolus micropterus (Deshayes, 1836)

SYNONYMS. *Modiolus metcalfei* (Hanley, 1843). *Modiolus penelegans* Iredale, 1939. VOUCHER MATERIAL. Institute of Oceanology, Hai Phong as *Modiolus metcalfei*. – University of Fisheries, Nha Trang as *Modiolus metcalfei*. – University of Natural Science, HCM City, as *Modiolus perelegans* sic (?err. pro *penelegans*). – TMMP Coll. K.W. Ockelmann ID. (Hylleberg 2001) as *Modiolus cf. micropterus*. LITERATURE. Serène (1937). ION collection, Golfe de Thailand, as *Modiola metcalfei* Hanley. – K.A. Lutaenko (2000) as *Modiolus metcalfei*. – Nguyen Chinh. (2001) as *Modiolus metcalfei*. – Nguyen Xuan Duc (2003) as *Musculus metcalfei*. REMARKS. Very abundant in shallow water of inner Nha Trang Bay. K.W. Ockelmann states that *Modiolus metcalfei* (Hanley, 1843) is a junior synonym of the valid *Modiolus micropterus* (Deshayes, 1836).

Modiolus modiolus Linnaeus, 1758

VOUCHER MATERIAL. University of Fisheries, Nha

Trang. REMARKS. Not in Vietnam. Arctic–Boreal species.

Modiolus nipponicus Oyama, 1950

OF AUTHORS. *Modiolus nipponica*. LITERATURE. Nguyen Chinh. (2001).

Modiolus nitidus (Reeve, 1857)

VOUCHER MATERIAL. Institute of Oceanology, Hai Phong. – University of Natural Science, HCM City. LITERATURE. Nguyen X. Duc (2001). Nguyen Xuan Duc (2003).

Modiolus philippinarum (Hanley, 1843)

OF AUTHORS. *Modiola philippinarum*. VOUCHER MATERIAL. Res. Inst. of Marine Products. – Inst. of Oceanography, Nha Trang. – Res. Inst. for Aquaculture No. 3. – Univ. of Fish., Nha Trang. Univ. of Nat. Scie., HCM City. – TMMP Coll. ID by Kilburn (Hylleberg 2001). LITERATURE. Dawydoff (1952), Ha Long, as *Modiola philippinarum* Haul. (sic). – Nguyen Chinh (1996). Nguyen X. Duc *et al.* (1997). – Bui Quang Nghi (2000) – K.A. Lutaenko (2000). – Nguyen X. Duc (2001). – Nguyen Chinh. (2001).

?***Modiolus plicatus*** (Gmelin, 1791)

LITERATURE. Nguyen X. Duc *et al.* (1997). Ha Long Bay. – Nguyen Xuan Duc (2003) as *Modiolus plicatus*. REMARKS. Possibly a synonym. See *Lioberus plicatus* p. 141.

Modiolus plumescens (Dunker, 1868)

VOUCHER MATERIAL. TMMP. Identified by R.N. Kilburn as *Modiola plumescens* Dunker, 1868. Coll. J. Hylleberg. LITERATURE. Nguyen Chinh. (2001). REMARKS. Possibly = *Modiolus barbatus* (Linnaeus, 1758). ID of *M. plumescens* from Nha Trang were confirmed by K.W. Ockelmann.

Modiolus setigera Dunker, 1856

VOUCHER MATERIAL. Institute of Oceanography, Nha Trang.

Modiolus trailli (Reeve, 1843)

OF AUTHORS. *Volsella trailli* (Reeve).

VOUCHER MATERIAL. Institute of Oceanology, Hai Phong. REMARKS. Known from Japan.

“*Modiolus*” *vaginus* (Lamarck, 1819)

OF AUTHORS. *Modiolus vagina*. VOUCHER MATERIAL. Institute of Oceanology, Hai Phong. LITERATURE. K.A. Lutaenko (2000). – Nguyen Chinh. (2001). – Nguyen Xuan Duc (2003). REMARKS. K.W. Ockelmann states that “*Modiolus*” *vaginus* is not a true *Modiolus*.

Terua

Dall, Bartsch & Rehder, 1938

Terua parasitica (Deshayes, 1863)

OF AUTHORS. *Modiola parasitica* Deshayes. LITERATURE. Dawydoff (1952), Indochine. REMARKS. Not likely in Vietnam. Known from the W. Indian Ocean.

Musculista

Yamamoto & Habe, 1958

Musculista perfragilis (Dunker, 1857)

OF AUTHORS. *Arcuatula perfragilis*. *Modiolus perfragilis*. *Musculus perfragilis*. *Modiolus japonicus* of authors *non* Dunker, 1856. VOUCHER MATERIAL. Crude Oil Safety Center, HCM City. REMARKS. K.W. Ockelmann states that *Musculista* is the correct genus for *Arcuatula perfragilis*.

Musculista japonica (Dunker, 1856)

OF AUTHORS. *Amygdalum japonica*. *Brachydontes japonicus*. *Brachydontes* (sic) *japonicus*. *Musculus japonica*. VOUCHER MATERIAL. Institute of Oceanology, Hai Phong. – Institute of Oceanography, Nha Trang as *Modiolus japonica* Dunker. LITERATURE. Nguyen X. Duc *et al.* (1997). – K.A. Lutaenko (2000). Nguyen X. Duc (2001) in genus *Brachydontes* [err. pro *Brachydontes*].

Musculista senhousia (Benson in Cantor, 1842)

OF AUTHORS. *Brachydontes senhousia*. *Modiolus senhousia*. *Brachydontes* (sic) *senhousei*. VOUCHER MATERIAL. Institute of Oceanology, Hai Phong. – University of Natural Science, HCM City. LITERATURE. Nguyen X. Duc *et al.* (1997) as *Musculista senhousia* (Benson). – Nguyen X. Duc (2001) as *Brachydontes* (err. pro *Brachydontes*) *senhousei*. – Nguyen Xuan Duc (2003) as *Brachydontes* (sic) *senhousei*. REMARKS. K.W. Ockelmann states that the correct genus is *Musculista*.

Musculus Röding, 1798

K.W. Ockelmann states that probably none of the muscullines from Vietnam are true *Musculus* spp.

Musculus cumingiana (Reeve, 1857)

VOUCHER MATERIAL. Institute of Oceanology, Hai Phong. LITERATURE. Dawydoff (1952) as *Lithophagus* (?err. pro *Musculus*) *cumingiana*. REMARKS. *Lithophagus cumingiana* not found in available literature. It could be a printer's error for *Musculus cumingiana* (Reeve, 1857).

Musculus laevigatus (Gray, 1824)

VOUCHER MATERIAL. Institute of Oceanology, Hai Phong. LITERATURE. Nguyen X. Duc *et al.* (1997). Nguyen X. Duc (2001). REMARKS. Not in Vietnam [K.W. Ockelmann].

Musculus marmoratus (Forbes, 1838)

VOUCHER MATERIAL. Institute of Oceanology, Hai Phong. REMARKS. Not in Vietnam. Known from the North Atlantic.

Musculus mirandus (Smith, 1884)

VOUCHER MATERIAL. Institute of Oceanology, Hai Phong. LITERATURE. Nguyen Xuan Duc (2003) as *Musculus miranda*. REMARKS. Known from China.

Mytilus

Linnaeus, 1758

Mytilus californianus Conrad, 1837

VOUCHER MATERIAL. University of Natural Science, HCM City. REMARKS. Not in Vietnam. Known from North Pacific America.

Mytilus edulis (Linnaeus, 1758)

VOUCHER MATERIAL. Institute of Oceanography, Nha Trang. – University of Natural Science, HCM City. LITERATURE. K.A. Lutaenko (2000). REMARKS. Not in Vietnam. However, the boreal blue mussel *Mytilus edulis* (Linnaeus, 1758) was recorded in biofouling communities on trade line ships from the Soviet Union to Vietnam.

Perna Philipsson, 1788*Perna canaliculus* (Gmelin, 1791)

OF AUTHORS. *Mytilus canaliculus* Gmelin, 1791. VOUCHER MATERIAL. University of Natural Science, HCM City. [citing Martyn, 1784: unavailable as author]. REMARKS. Possibly not in Vietnam. Known from Australia. K.W. Ockelmann states that it could be erroneous for *Perna viridis*.

Perna viridis (Linnaeus, 1758)

OF AUTHORS. *Chloromytilus viridis*. *Mytilus viridis*. SYNONYM. *Mytilus smaragdinus*. VOUCHER MATERIAL. Institute of Oceanology, Hai Phong. – Research Institute of Marine Products. Institute of Oceanography, Nha Trang. Research Institute for Aquaculture No. 3. – University of Fisheries, Nha Trang. – Fac. of Agriculture, Can Tho University. LITERATURE. Dautzenberg & Fischer (1906) as *Mytilus viridis* Linnaeus, 1758. Serène (1937). ION collection, Gulf of Thailand, Field notes # St. 812 as *Mytilus viridis* and *Mytilus smaragdinus*. – Nguyen Chinh (1996) as *Chloromytilus viridis*. – Nguyen X. Duc *et al.* (1997). – *Perna viridis* identified by J. Hylleberg in Hylleberg (2000). – K.A. Lutaenko (2000). – Nguyen X. Duc (2001) as *Mytilus smaragdinus* [citing the unavailable Chemnitz]. Nguyen Chinh. (2001). REMARKS. R.N. Kilburn found it present at RIA 3.

Septifer

Récluz, 1848

Septifer bilocularis (Linnaeus, 1758)

OF AUTHORS. *Mytilus bilocularis* Linnaeus, 1758. SYNONYMS. *Mytilus nicobaricus* Chemnitz [not available]. – *Tichogonia pilosus* Recluz in Clessin, 1889. *Septifer pilosus* Clessin. *Tichogonia wiegmanni* Kobelt, 1901. VOUCHER MATERIAL. Institute of Oceanology, Hai Phong. Inst. of Oceanography, Nha Trang. – Research Inst. for Aquaculture No. 3. – Univ. of Fisheries, Nha Trang. – TMMP Coll. ID by R.N. Kilburn (Hylleberg 2001). LITERATURE. Dautzenberg & Fischer (1905a) as *Septifer pilosus* Recluz in Clessin, 1889. Dautzenberg & Fischer (1905b) as *Septifer bilocularis* Linnaeus, 1758. – Serène (1937). ION collection, Poulo-Condore # 657. Dawydoff (1952) as *Septifer pilosus*. Nguyen X. Duc *et al.* (1997). – Identified by J. Hylleberg in Hylleberg (2000). – Bui Quang Nghi (2000). K.A. Lutaenko (2000). – Nguyen Chinh. (2001). Nguyen X. Duc (2001). REMARKS. K.W. Ockelmann verified the TMMP Coll. specimens and states that *Septifer pilosus* Clessin are the “hairy” juveniles of *Septifer bilocularis*.

Septifer excisus (Wiegmann, 1837)

OF AUTHORS *Tichogonia excisus* Wiegmann, 1837. SYNONYM. *Tichogonia (Septifer) siamensis* Clessin, 1889. VOUCHER MATERIAL. Institute of Oceanology, Hai Phong. – Institute of Oceanography, Nha Trang. – University of Fisheries, Nha Trang. LITERATURE. Nguyen X. Duc *et al.* (1997). – Nguyen Chinh. (2001). Nguyen X. Duc (2001).

Septifer virgatus (Wiegmann, 1837)

OF AUTHORS *Tichogonia virgata* Wiegmann, 1837. SYNONYM. *Mytilus crassus* Dunker, 1857. VOUCHER MATERIAL. Institute of Oceanology, Hai Phong. – University of Fisheries, Nha Trang. Nguyen X. Duc *et al.* (1997). Ha Long Bay. LITERATURE. K.A. Lutaenko (2000). – Nguyen Chinh. (2001). – Nguyen X. Duc (2001).

Stavelia Gray, 1858

Stavelia subdistorta (Récluz, 1852)

VOUCHER MATERIAL. University of Fisheries, Nha Trang. LITERATURE. K.A. Lutaenko (2000).

Stavelia torta (Dunker, 1856)

OF AUTHORS. *Mytilus tortus*. LITERATURE. Serène (1937). ION collection, Poulo-Condore. REMARKS. Known from the Pacific.

Trichomya Ihering, 1900

Trichomya hirsuta (Lamarck, 1819)

OF AUTHORS. *Dentimodiolus hirsutus* (Lamarck, 1819). Genus *Dentimodiolus* Iredale, 1939. *Brachidontes hirsutus*. *Mytilus hirsutus*. *Trichomya hirsutus*. VOUCHER MATERIAL. Institute of Oceanology, Hai Phong. – University of Fisheries, Nha Trang as *Dentimodiolus hirsutus*. University of Natural Science, HCM City as *Dentimodiolus hirsutus*. LITERATURE. Dautzenberg & Fischer (1906) as *Mytilus hirsutus* Lamarck, 1819. – Serène (1937). ION collection as *Mytilus hirsutus* Lamarck. – Nguyen X. Duc *et al.* (1997) as ?*Dentimodiolus hirsutua* (Linnaeus). – K.A. Lutaenko (2000) as *Dentimodiolus hirsutus*. Nguyen X. Duc (2001) in genus *Brachydontes* (sic). – Nguyen Chinh. (2001). REMARKS. K.W. Ockelmann states that genus name should be *Trichomya*.

Xenostrobus Wilson, 1967

****Xenostrobus aratus*** (Dunker, 1857).

LITERATURE. Nguyen Chinh. (2001). Nguyen Xuan Duc (2003) as *Musculus aratus*. REMARKS. K.W. Ockelmann states that there is no *Xenostrobus aratus* (Dunker, 1857) known to him.

Xenostrobus atrata (Lischke, 1871)

OF AUTHORS. *Modiolus atrata*. *Vignadula atrata*. *Xenostrobus atratus*. VOUCHER MATERIAL. Institute of Oceanology, Hai Phong. – Research Institute for Aquaculture No. 3. – TMMP Coll. Identified by R.N. Kilburn (Hylleberg 2001). LITERATURE. Nguyen X. Duc *et al.* (1997). Identified by R.N. Kilburn in Hylleberg (2000). Nguyen X. Duc (2001) in genus *Modiolus*. Nguyen Xuan Duc (2003) as *Vignadula atrata*. REMARKS. R.N. Kilburn: present in the RIA3 coll. K.W. Ockelmann verified the TMMP Coll. specimens.

Order ARCOIDA

ARCIDAE

Annotated by K.A. Lutaenko

Acar Gray, 1857

Acar plicatum (Dillwyn, 1817)

VOUCHER MATERIAL. Institute of Oceanology, Hai Phong. – Institute of Oceanography, Nha Trang. LITERATURE. Hua Thai Tuyen (1998). – K.A. Lutaenko (2000).

Anadara Gray, 1847

Anadara antiquata (Linnaeus, 1758)

Plate 1, fig. 1.

SYNONYMS. *Anadara maculosa* Reeve. *Anadara scapha* Lamarck, 1819. VOUCHER MATERIAL. Research Institute of Marine Products. – Institute of Oceanography, Nha Trang. – Research Institute for Aquaculture No. 3. – University of Fisheries, Nha Trang. – University of Natural Science, HCM City. – Fac. of Agriculture, Can

Tho University. – TMMP Coll. Identified by R.N. Kilburn (Hylleberg 2001). LITERATURE. Nguyen Chinh (1996). – Nguyen X. Duc *et al.* (1997). – Hua Thai Tuyen (1998). – Hua Thai Tuyen (1998) as *Arca (Anadara) scapha* Lamarck. – Identified by K.A. Lutaenko in Hylleberg (2000). – K.A. Lutaenko (2000). Bui Quang Nghi (2000). – Nguyen X. Duc (2001) in family Arccidae (sic). – Le Thi Hong Mo (2001). REMARKS. R.N. Kilburn found *A. antiquata* present at RIA 3. K.A. Lutaenko states that *Anadara scapha* Lamarck, 1819 is a synonym of *Anadara (Anadara) antiquata* (L., 1758).

Anadara auriculata Lamarck, 1819

LITERATURE. Serène (1937). ION collection, Gulf of Thailand. REMARKS. Not in Vietnam. Red Sea species.

Anadara binakayanensis (Faustino, 1932)

OF AUTHORS. Subgenus (*Anadara*). *Arca globosa* Reeve, 1844. VOUCHER MATERIAL. University of Fisheries, Nha Trang. LITERATURE. Serène (1937). ION collection, Cochinchine # 104 as *A. globosa*. – Identified by K.A. Lutaenko in Hylleberg (2000) as *A. globosa*. – K.A. Lutaenko (2000) as *Anadara binakayanensis*. – Le Thi Hong Mo (2001) as *Anadara cf. binakayanensis*. REMARKS. K.A. Lutaenko states that *Arca globosa* Reeve, 1844 is a preoccupied name (non Dubois, 1837). D.G. Reid collected *Anadara (Scapharca) binakayanensis*. 1 spec., live. Det. K. Lutaenko. Luong Son, 15 km N Nha Trang. 7 August 2001. Trawled by fishermen, 10–20 m, nearshore.

Anadara broughtonii (Schrenck, 1867)

OF AUTHORS. *Arca inflata*. SYNONYM. *Anadara inflata* (Reeve, 1844) VOUCHER MATERIAL. Univ. of Fisheries, Nha Trang. LITERATURE. Serène (1937). ION collection, Annam # 778; Field notes # 103 as *Arca inflata* Reeve. REMARKS. K.A. Lutaenko states that *Arca inflata* Reeve, 1844 is believed to be a synonym of *Anadara (Scapharca) broughtonii* (Schrenck, 1867) known from Japan and northern China; this species does not inhabit the South China Sea.

Anadara consociata (Smith, 1885)

OF AUTHORS. *Arca consociata*. VOUCHER MATERIAL. Institute of Oceanography, Nha Trang.

LITERATURE. K.A. Lutaenko (2000). – Le Thi Hong Mo (2001).

Anadara cornea (Reeve, 1844)

OF AUTHORS. *Scapharca cornea*. VOUCHER MATERIAL. Institute of Oceanography, Nha Trang. LITERATURE. Nguyen X. Duc *et al.* (1997) as *Scapharca cornea* (Reeve). – K.A. Lutaenko (2000).

Anadara craticulata (Nyst, 1848)

OF AUTHORS. *Anadara clathrata* (Reeve, 1844) [invalid]. Subgenus (*Imparilarca*). LITERATURE. Hua Thai Tuyen (1998) as *Arca chlacantrum* (sic) Reeve. – K.A. Lutaenko (2000). REMARKS. K.A. Lutaenko (2000) states that *Arca clathrata* Reeve, 1844 non DeFrance, 1816 is an invalid name.

Anadara crebricostata (Reeve, 1844)

OF AUTHORS. *Arca crebricostata*. LITERATURE. Serène (1937). ION collection, Annam, as *Arca crebricostata*. – K.A. Lutaenko (2000). – Le Thi Hong Mo (2001).

Anadara dautzenbergi (Lamy, 1907)

OF AUTHORS. *Arca dautzenbergi*. *Mabellarca dautzenbergi*. SYNONYMS. *Anadara dichotoma gratiosa* (Lyngbe, 1909). *Lunarca dicotoma gratiosa* Lyngbe, 1909. Genus *Lunarca* Gray, 1842. VOUCHER MATERIAL. Institute of Oceanology, Hai Phong. LITERATURE. Hua Thai Tuyen (1998). – Hua Thai Tuyen (1998) as *Arca dicotoma gratiosa* Lingbe (sic). – K.A. Lutaenko (2000). – Nguyen Xuan Duc (2003) as *Arca deutzenbergi*. REMARKS. K.A. Lutaenko (2000) states that *Anadara (Mabellarca) dautzenbergi* (Lamy, 1907) is a senior synonym of *Anadara dichotoma gratiosa* (Lyngbe, 1909). He also states that the genus *Lunarca* is not known from Southeast Asia.

Anadara ferruginea (Reeve, 1844)

Plate 1, fig. 2.

OF AUTHORS. Subgenus (*Anadara*). *Arca ferruginea*. *Diluvarca ferruginea*. Synonyms. *Anadara tricenicosta*. *Arca tricenicosta* Nyst, 1848. VOUCHER MATERIAL. Institute of Oceanology, Hai Phong. – Institute of Oceanology, Hai Phong as *A. tricenicosta*. Institute of Oceanography, Nha Trang. University of Fisheries, Nha Trang. – Crude Oil Safety Center, HCM City. LITERATURE. Serène

(1937). ION collection, Annam, as *Arca ferruginea*. – Hua Thai Tuyen (1998) as *Arca ferruginea*. – K.A. Lutaenko (2000). – Nguyen Xuan Duc (2003) as *Arca trisemicosta* (sic). Nguyen Xuan Duc (2003) as *Anadara ferruginea*. REMARKS. D.G. Reid collected *A. ferruginea* from refuse beneath fishing wharf, Danang, 4 August 2001. K.A. Lutaenko states that *A. trisemicosta* is a synonym of *Anadara (Dilubarca) ferruginea* (Reeve, 1844).

Anadara granosa (Linnaeus, 1758)

Plate 1, fig. 3.

OF AUTHORS. *Arca granosa*. *Tegillarca granosa*. Subgenera (*Anadara*) and (*Anomalocardia*). SYNONYM. *Arca oblonga* Philippi, 1849. VOUCHER MATERIAL. Institute of Oceanology, Hai Phong. – Research Inst. of Mar. Products. – Inst. of Oceanography, Nha Trang. – Research Inst. for Aquaculture No. 3. – Univ. of Fisheries, Nha Trang. – Univ. of Natural Science, HCM City. Fac. of Agriculture, Can Tho Univ. – TMMP Coll. ID by R.N. Kilburn (Hylleberg 2001). LITERATURE. Dautzenberg & Fischer (1905a) as *Arca (Anomalocardia) granosa* Linnaeus, 1758. Serène (1937): ION collection, Annam # 101; Field notes # 103 as *Arca granosa*. – ION collection, Thailand, as *Arca oblonga*. – Nguyen Chinh (1996) as *Tegillarca granosa* – Nguyen X. Duc *et al.* (1997) as *Tegillarca granosa* (Linnaeus). – Hua Thai Tuyen (1998). ID by Nguyen Chinh, K.A. Lutaenko and V. Vongpanich in Hylleberg (2000). – Lutaenko (2000). Nguyen X. Duc (2001) as *Tegillarca granosa* in family Arccidae (sic). – Le Thi Hong Mo (2001). REMARKS. R.N. Kilburn found *Anadara granosa* present at RIA 3.

Anadara guangdongensis

(Bernard, Cai & Morton, 1993)

LITERATURE. K.A. Lutaenko (2000). REMARKS. Known from China.

Anadara gubernaculum (Reeve, 1844)

Plate 1, fig. 4.

OF AUTHORS. Subgen. (*Scapharca*). SYNONYMS. *Arca chalcanthum* (Reeve, 1844). VOUCHER MATERIAL. Inst. of Oceanography, Nha Trang. TMMP Coll. ID by Kilburn (Hylleberg 2001). LITERATURE. ID by Kilburn in Hylleberg (2000). K.A. Lutaenko (2000). Le Thi Hong Mo (2001).

Anadara inequivalvis (Bruguière, 1789)

SYNONYMS. *Anadara rufescens*. *Arca rufescens* Reeve, 1844. VOUCHER MATERIAL. Research Institute for Aquaculture No. 3. – University of Natural Science, HCM City as *A. rufescens*. LITERATURE. Identified by K.A. Lutaenko and R.N. Kilburn in Hylleberg (2000). Nguyen Ngo Thach (2002) as *Anadara rufescens*. REMARKS. R.N. Kilburn found *A. inaequivalvis* present at RIA 3. – K.A. Lutaenko states that *A. rufescens* is regarded as a synonym of *Anadara (Scapharca) inaequivalvis* (Bruguière, 1789).

Anadara jousseaumei (Lamy, 1907)

OF AUTHORS. *Arca jousseaumei*. VOUCHER MATERIAL. Institute of Oceanology, Hai Phong. University of Fisheries, Nha Trang. LITERATURE. Hua Thai Tuyen (1998) as *Arca joussecumei*. REMARKS. Known from China.

Anadara kafanovi Lutaenko, 1993

OF AUTHORS. *Anadara labiosa* (Sowerby, 1833). EITONEOUS ID. VOUCHER MATERIAL. University of Fisheries, Nha Trang as *Anadara labiata*. LITERATURE. K.A. Lutaenko (2000). Fig. REMARKS. K.A. Lutaenko states that *Anadara labiosa* (Sowerby, 1833) was identified in error (West American) by Chinese authors and then subsequently redescribed as *Anadara (Scapharca) kafanovi* Lutaenko, 1993.

Anadara kagoshimensis (Tokunaga, 1906)

OF AUTHORS. *Anadara subcrenata*. LITERATURE. K.A. Lutaenko (2000). REMARKS. Known from China.

“*Anadara*” *mortenseni* (Lyngø, 1909)

OF AUTHORS. *Arca mortenseni*. LITERATURE. Hua Thai Tuyen (1998) as *Arca mortenseni* Lingbe (sic). – K.A. Lutaenko (2000). REMARKS. K.A. Lutaenko (2000) states that this small arcid (12 mm long) was described based on the single left valve and, probably, is not an anadarine. It has 47 sharp ribs, which is unusual for anadarines: only few species from this area have a rib number exceeding 40. The species does not morphologically resemble any of them. Examination of type material may reveal the status of *A. mortenseni*.

Anadara nodifera (Martens, 1860)

Plate 1, fig. 5.

OF AUTHORS. *Tegillarca nodifera*. VOUCHER

MATERIAL. Research Institute for Aquaculture No. 3. – University of Fisheries, Nha Trang. TMMP Coll. Identified by R.N. Kilburn (Hylleberg 2001). LITERATURE. Serène (1937). ION collection, Thailand. – Hua Thai Tuyen (1998). K.A. Lutaenko (2000). – Le Thi Hong Mo (2001). REMARKS. R.N. Kilburn found it present at RIA 3.

Anadara paucigranosa (Dunker, 1866)

OF AUTHORS. *Arca paucigranosa*. LITERATURE. Serène (1937). ION collection, Gulf of Thailand, as *Arca paucigranosa* Dunker

Anadara pilula (Reeve, 1843)

OF AUTHORS. *Potiarca pilula*. *Arca pilula*. SYNONYMS. *Arca sabiniae* A Morlet, 1889. VOUCHER MATERIAL. Institute of Oceanology, Hai Phong. – Institute of Oceanography, Nha Trang. Research Institute for Aquaculture No. 3. University of Fisheries, Nha Trang. LITERATURE. Hua Thai Tuyen (1998). – Identified by R.N. Kilburn in Hylleberg (2000). – K.A. Lutaenko (2000). – Le Thi Hong Mo (2001). REMARKS. R.N. Kilburn found *Anadara pilula* present at RIA 3. – Collected by D.G. Reid. From refuse beneath fishing wharf, Danang. 4 August 2001. K.A. Lutaenko states that *Arca sabiniae* is a synonym of *Anadara (Potiarca) pilula* (Reeve, 1843).

Anadara rotundicostata (Reeve, 1844)

OF AUTHORS. Genus *Arca*. *Anadara (Mabellarca) consociata* (Smith, 1885). LITERATURE. Hua Thai Tuyen (1998) as *Arca rotundicostata* Reeve. K.A. Lutaenko (2000). REMARKS. K.A. Lutaenko (2000) states that I.P. Zorina identified *Anadara (Mabellarca) consociata* (Smith, 1885), an abundant Vietnamese subtidal ark shell. The status of *A. rotundicostata* itself is not clear: the figure of Reeve (1844) refers, most likely, to a representative of the subgenus *Anadara (Tegillarca) Iredale*, 1939. However, type locality of this species is unknown and type specimens are not isolated in the Natural History Museum (London) (Stevenson, 1972). Moreover, *A. consociata* is believed to be a synonym of *Anadara (Diluvarca) ferruginea* (Reeve, 1844) (Stevenson, 1972) and its subgeneric position also requires verification (Evseev & Lutaenko, 1998). On other side, *Arca*

rotundicostata of Reeve is similar to *Anadara cuneata* (Reeve, 1844) described by Vongpanich (1996) from Thailand. *A. cuneata* is believed to be a synonym of *Anadara (Tegillarca) granosa* (L., 1758) (Stevenson, 1972; Evseev & Lutaenko, 1998). Lamprell and Healy (1998) regarded *A. rotundicostata* as a separate species in Australia. This taxonomic mess should be resolved through examination of types. It should be also mentioned that *Anadara pesmatacis* Oliver et Chesney, 1994 (Oliver & Chesney, 1994) is close to this complex (*cuneata*–*rotundicostata*).

Anadara setigericosta

LITERATURE. Nguyen Ngo Thach (2202).

Anadara cf. satowi (Dunker, 1882)

LITERATURE. K.A. Lutaenko (2000). REMARKS. Known from China and Japan.

Anadara subcrenata (Lischke, 1869)

OF AUTHORS. *Arca subcrenata*. *Scapharca subcrenata*. VOUCHER MATERIAL. Institute of Oceanology, Hai Phong. – Institute of Oceanography, Nha Trang. – Research Institute for Aquaculture No. 3. – University of Fisheries, Nha Trang. – University of Natural Science, HCM City. – Fac. of Agriculture, Can Tho University. LITERATURE. Hua Thai Tuyen (1998) as *Arca subcrenata*. – Nguyen X. Duc (2001) as *Arca subcrenata* in family Arccidae (sic). Identified by V. Vongpanich in Hylleberg (2000). Nguyen Xuan Duc (2003) as *Anadara subcrenata*. REMARKS. R.N. Kilburn found it present at RIA 3.

Anadara subgranosa (Dunker, 1870)

OF AUTHORS. “*Arca subgranulosa*”. “*Anadara subgranulosa*”. VOUCHER MATERIAL. Institute of Oceanography, Nha Trang – University of Fisheries, Nha Trang as *Arca subgranulosa* Jora. LITERATURE. K.A. Lutaenko (2000). REMARKS. K.A. Lutaenko maintained that “*Arca subgranulosa*” could not be traced. Jora is erroneous for the authorship. It is a Russian nickname for Dr. George Evseev. The species is probably *Anadara subgranosa* (Dunker, 1870).

Anadara troscheli (Dunker, 1882)

LITERATURE. K.A. Lutaenko (2000).

Anadara uropigimelana (Bory St Vincent, 1824)
Plate 1, fig. 6.

SYNONYM. *Arca holoserica* Reeve, 1844.
LITERATURE. Serène (1937). ION collection, Gulf of Thailand, as *Arca holoserica* Reeve. – K.A. Lutaenko (2000). – Le Thi Hong Mo (2001).

Anadara vellicata (Reeve, 1844)

OF AUTHORS. *Scapharca vellicata*. VOUCHER MATERIAL. Institute of Oceanography, Nha Trang. LITERATURE. Hua Thai Tuyen (1998) as *Scapharca vellicata*. – Bui Quang Nghi (2000) as *Scapharca vellicata*. – K.A. Lutaenko (2000).

Arca

Linnaeus, 1758

Arca avellana Lamarck, 1819

SYNONYMS. *Arca arabica* Philippi, 1847. – *Arca kraussi* Philippi. VOUCHER MATERIAL. Institute of Oceanology, Hai Phong. LITERATURE. Serène (1937). ION collection, Poulo-Condore as *Arca kraussi* Philippi. – Hua Thai Tuyen (1998). Hua Thai Tuyen (1999). – Identified by V. Vongpanich in Hylleberg (2000). – K.A. Lutaenko (2000). REMARKS. R.N. Kilburn found it present at RIA 3. – K.A. Lutaenko (2000) stated that *Arca arabica* is a synonym of *Arca avellana* Lamarck, 1819.

Arca bisulcata Lamarck, 1819

LITERATURE. Dawydoff (1952), Indochine. REMARKS. *Arca bisulcata* Lamarck, 1819 is a South American *Noetia* according to Lamy 1936.

Arca boucardi Jousseaume, 1894

VOUCHER MATERIAL. Institute of Oceanology, Hai Phong. LITERATURE. Nguyen X. Duc *et al.* (1997). Hua Thai Tuyen (1998). – Nguyen X. Duc (2001) in family Arccidae (sic).

Arca decurvata Lischke, 1869

LITERATURE. Dautzenberg & Fischer (1905a) as *Arca (Barbatia) decurvata* Lischke, 1869. REMARKS. Status not known. We have only found reference to this taxon in the cited literature.

Arca imbricata Bruguière, 1792

LITERATURE. Hua Thai Tuyen (1998).

Arca maculata Sowerby, 1833.

VOUCHER MATERIAL. University of Natural Science HCM City as *Barbatia maculata*. REMARKS. Known from the Indian Ocean.

Arca navicularis Bruguière, 1792

OF AUTHORS. *Navicula navicularis*. SYNONYM. *Arca linter* Jonas, 1845. VOUCHER MATERIAL. Institute of Oceanology, Hai Phong. – Institute of Oceanography, Nha Trang. – Research Institute for Aquaculture No. 3. – University of Fisheries, Nha Trang. – University of Natural Science, HCM City. – Crude Oil Safety Center, HCM City. – TMMP Coll. Identified by R.N. Kilburn (Hylleberg 2001). LITERATURE. Serène (1937). ION collection, Indochine. Gulf of Thailand. # 450 as *Navicula navicularis* Linter (Jonas). – Nguyen Chinh (1996). – Hua Thai Tuyen (1998). – *Arca navicularis* identified by D.G. Reid and J. Vidal in Hylleberg (2000). K.A. Lutaenko (2000). – Le Thi Hong Mo (2001). REMARKS. R.N. Kilburn found it present at RIA 3.

Arca rugosa Lamarck.

VOUCHER MATERIAL. University of Natural Science, HCM City. LITERATURE. Dawydoff (1952), Loaita, Poulo-Condore, and Phuquoc. REMARKS. Status not known. We have only found reference to this taxon in the cited literature.

Arca terebra (Iredale, 1939)

LITERATURE. Hua Thai Tuyen (1999).

Arca ventricosa Lamarck, 1819

VOUCHER MATERIAL. Institute of Oceanology, Hai Phong. – Institute of Oceanography, Nha Trang. University of Fisheries, Nha Trang. LITERATURE. Nguyen X. Duc *et al.* (1997). – Hua Thai Tuyen (1998). – Hua Thai Tuyen (1999). – K.A. Lutaenko (2000). – Nguyen X. Duc (2001) in family Arccidae (sic). – Le Thi Hong Mo (2001).


Arca zebra Swainson, 1833

OF AUTHORS. *Barbatia zebra* Swainson. VOUCHER MATERIAL. University of Natural Science, HCM City. – University of Fisheries, Nha Trang. as *Barbatia zebra* Swainson. LITERATURE. Serène (1937). ION collection, Poulo-Condore, as *Arca zebra* Sowerby. – K.A. Lutaenko (2000). REMARKS. Not in Vietnam. Known from East America.

Arca zeбуensis Reeve, 1844

LITERATURE. Dautzenberg & Fischer (1905a) as *Arca zeбуensis* Reeve, 1844. REMARKS. Status not known. We have only found reference to this taxon in the cited literature.


Plate 1
by Lutaenko & Evseev



Anadara (Anadara) antiquata



Anadara (Diluvarca) ferruginea



Anadara (Anadara) granosa



Anadara (Scapharca) gubernaculum



Anadara (Tegillarca) nodifera



Anadara (Anadara) uropigimelana

Barbatia
Gray, 1840

Barbatia amygdalumtostum (Röding, 1798)

OF AUTHORS. Genus *Ustularca*. *Arca fusca* Bruguière. *Barbatia fusca*. SYNONYMS. *Arca imbricata* Bruguière. *Barbatia bicolorata* (Dillwyn, 1817). VOUCHER MATERIAL. Institute of Oceanography, Nha Trang. – Research Institute for Aquaculture No. 3. – University of Fisheries, Nha Trang. – Fac. of Agriculture, Can Tho University. – TMMP Coll. Identified by R.N. Kilburn (Hylleberg 2001). LITERATURE. Serène (1937). ION collection, Poulo-Condore, as *Arca fusca* Bruguière. – Hua Thai Tuyen (1998). Identified by J. Vidal in Hylleberg (2000). – K.A. Lutaenko (2000). – Le Thi Hong Mo (2001). Nguyen Chinh & Le Ngoc Hoa (2003) as *Barbatia fusca*. REMARKS. *Barbatia fusca* is an Atlantic species. The Indo-Pacific species is *Barbatia amygdalumtostum*

Barbatia ?bistrigata (Dunker, 1868)

LITERATURE. Identified by R.N. Kilburn in Hylleberg (2000).

Barbatia cometa (Reeve, 1844)

OF AUTHORS. *Arca cometa*. VOUCHER MATERIAL. Institute of Oceanography, Nha Trang. – TMMP Coll. Identified by R.N. Kilburn (Hylleberg 2001). LITERATURE. Hua Thai Tuyen (1998). Identified by R.N. Kilburn in Hylleberg (2000). K.A. Lutaenko (2000).

Barbatia decussata (Sowerby, 1823)

OF AUTHORS. *Barbatia velata* (Sowerby, 1843). LITERATURE. Hua Thai Tuyen (1998). – Le Thi Hong Mo (2001). REMARKS. Known from the Pacific. See discussion under *Barbatia velata*.

Barbatia erythraeonensis (Philippi, 1851)

LITERATURE. Nguyen Ngo Thach (2202).

Barbatia foliata (Forsskal, 1775)

OF AUTHORS. *Arca complanata* or *Barbatia complanata* [from western Africa]. SYNONYMS. *Arca decussata* Reeve. *Barbatia decussata* Sowerby. *Arca helblingi* Bruguière. *Arca lima* Reeve. *Barbatia lima* (Reeve, 1844). VOUCHER MATERIAL. Institute of Oceanology, Hai Phong. Institute of Oceanography as *Arca lima* Reeve. University of Fisheries, Nha Trang. – TMMP Coll. Identified by R.N. Kilburn (Hylleberg

2001). LITERATURE. Dautzenberg & Fischer (1905a) as *Arca (Barbatia) helblingi* Bruguière, 1789. – Serène (1937). ION collection as *Arca complanata* [citing the unavailable Chemnitz]. ION collection *Arca decussata* Reeve. ION collection as *Arca helblingi* Bruguière. Indochina and Poulo-Condore. – Nguyen X. Duc *et al.* (1997) as *Barbatia decussata* Sowerby. Hua Thai Tuyen (1999). ION collection, Con Dao as *Arca lima*. – K.A. Lutaenko (2000) as *Barbatia complanata*. – Nguyen X. Duc (2001) as *Arca decussata* in family Arccidae (sic). REMARKS. K.A. Lutaenko (2000) gave reference to the distribution of *Barbatia complanata* (Bruguière, 1789). He states that it ranges from Guinea and the Cape Verde Islands southward southern Angola, i.e., western Africa, and the related species in the Indo-Pacific is *Barbatia foliata* (Forsskal, 1775).

Barbatia grayana (Dunker, 1868)

OF AUTHORS. *Arca (Barbatia) grayana*. VOUCHER MATERIAL. Institute of Oceanology, Hai Phong. LITERATURE. Hua Thai Tuyen (1998) as *Arca (Barbatia) grayana*.

Barbatia lima (Reeve, 1844)

OF AUTHORS. *Barbatia foliata* (Forsskal, 1775). VOUCHER MATERIAL. – University of Fisheries, Nha Trang as *Barbatia bina* (sic). – University of Natural Science, HCM City as *Barbatia limor* (sic). LITERATURE. Hua Thai Tuyen (1998). – Le Thi Hong Mo (2001).

Barbatia nivea (Reeve, 1844)

OF AUTHORS. *Arca nivea*. *Barbatia cf. nivea*. VOUCHER MATERIAL. Institute of Oceanography, Nha Trang. – Fac. of Agriculture, Can Tho University. LITERATURE. Hua Thai Tuyen (1998). Identified by K.A. Lutaenko as *Barbatia cf. nivea* in Hylleberg (2000).

Barbatia obliquata (Wood, 1828)

LITERATURE. Nguyen Ngo Thach (2202).

Barbatia obtusoides (Nyst, 1848)

VOUCHER MATERIAL. University of Natural Science, HCM City.

Barbatia plicata (Dillwyn, 1817)

OF AUTHORS. *Arca plicatus*. *Arca plicata*. LITERATURE. Hua Thai Tuyen (1999). ION collection, Con Dao as *Arca plicatus*. – Nguyen Xuan Duc (2003) as *Arca plicata*.

Barbatia revelata Deshayes, 1863

OF AUTHORS. *Arca revelata* Deshayes, 1863. *Arca revellata* (sic). LITERATURE. Dawydoff (1952), Indochine as *Arca revellata* (err. pro *revelata*). REMARKS. Not in Vietnam. Known from the Indian Ocean.

Barbatia stearnsii (Pilsbry, 1895)

LITERATURE. K.A. Lutaenko (2000).

Barbatia tenella (Reeve, 1844)

OF AUTHORS. *Arca tenella*. VOUCHER MATERIAL. Institute of Oceanography, Nha Trang. LITERATURE. Hua Thai Tuyen (1998). – Hua Thai Tuyen (1999). ION collection, Con Dao as *Arca tenella*.

Barbatia uwaensis (Yokoyama, 1928)

OF AUTHORS. *Hawaiarca uwaensis*. VOUCHER MATERIAL. Institute of Oceanology, Hai Phong. Crude Oil Safety Center, HCM City. LITERATURE. Hua Thai Tuyen (1998) as *Hawaiarca uwaensis*. K.A. Lutaenko (2000) as *Hawaiarca uwaensis* (Yokoyama, 1928).

Barbatia velata (Sowerby, 1833)

OF AUTHORS. *Arca velata* Reeve. *Bysoarca velata* Sowerby, 1833. SYNONYMS. ?*Barbatia* (*Abarbatia*) *decussata* (Sowerby, 1833). ?*Barbatia* (*Barbatia*) *foliata* (Forskaal, 1775). VOUCHER MATERIAL. Institute of Oceanology, Hai Phong. LITERATURE. Serène (1937). ION collection, Gulf of Thailand as *Arca velata* Reeve. – Hua Thai Tuyen (1998). – Hua Thai Tuyen (1999). – Bui Quang Nghi (2000). – K.A. Lutaenko (2000). REMARKS. K.A. Lutaenko (2000) gave references to the ID of *Barbatia velata*. He states that according to Higo *et al.* (1999), *Bysoarca velata* Sowerby, 1833 is a synonym of *Barbatia* (*Abarbatia*) *decussata* (Sowerby, 1833) or, according to Lamprell & Healy (1998), a synonym of *Barbatia* (*Barbatia*) *foliata* (Forskaal, 1775). Habe (1977), Bernard *et al.* (1993) and Xu (1997) regarded *Barbatia velata* as a distinct separate species. See also *Barbatia decussata*.

Barbatia virescens (Reeve, 1844)

OF AUTHORS. *Arca virescens*. VOUCHER MATERIAL. Inst. of Oceanology, Hai Phong. – Research Inst. for Aquaculture No. 3. – Univ. of Fisheries, Nha Trang. LITERATURE. Dautzenberg & Fischer (1905a) as *Arca* (*Barbatia*) *virescens* Reeve,

1844. – Nguyen X. Duc *et al.* (1997). – Nguyen X. Duc (2001) as *Arca virescens* in family Arccidae (sic). – Le Thi Hong Mo (2001). REMARKS. R.N. Kilburn found it present at RIA 3.

Mimarcaria

Iredale, 1939

Mimarcaria matsumotoi Habe, 1958

LITERATURE. K.A. Lutaenko (2000).

Trisidos

Rödning, 1798

Trisidos tortuosa (Linnaeus, 1758)

OF AUTHORS. *Arca tortuosa*. VOUCHER MATERIAL. Institute of Oceanology, Hai Phong. – Institute of Oceanography, Nha Trang. – Research Institute for Aquaculture No. 3. – University of Natural Science, HCM City. LITERATURE. Serène (1937). ION collection, Thailand. – Nguyen X. Duc *et al.* (1997) as ?*Trisidos tortuosa* (Linnaeus). – Hua Thai Tuyen (1998). – K.A. Lutaenko (2000). – Nguyen X. Duc (2001) as *Arca tortuosa* in family Arccidae (sic). – Le Thi Hong Mo (2001). REMARKS. Known from the Pacific. R.N. Kilburn found it present at RIA 3.

Trisidos semitorta (Lamarck, 1819)

OF AUTHORS. *Arca semitorta*. *Parallelepipedum semitorta*. VOUCHER MATERIAL. Institute of Oceanology, Hai Phong. – Institute of Oceanography, Nha Trang. – University of Fisheries, Nha Trang. LITERATURE. Hua Thai Tuyen (1998). – K.A. Lutaenko (2000). – Le Thi Hong Mo (2001).

NOETIIDAE

Annotated by K.A. Lutaenko

Estellacar

Iredale, 1939

Estellacar olivacea (Reeve, 1844)

OF AUTHORS. *Arca olivacea*. *Striarca olivacea*. LITERATURE. Hua Thai Tuyen (1998) as *Arca olivacea*. – K.A. Lutaenko (2000).

Sheldonella Maury, 1917***Sheldonella lateralis*** (Reeve, 1844)

OF AUTHORS. *Barbatia lateralis*. *Noetia lateralis*.
VOUCHER MATERIAL. University of Fisheries, Nha
Trang as *Barbatia lateralis*. LITERATURE. K.A.
Lutaenko (2000).

Striarca Conrad, 1862***Striarca sculptilis*** (Reeve, 1844)

OF AUTHORS. *Arca sculptilis*. LITERATURE. Serène
(1937). ION collection, Poulo-Condore, as *Arca*
sculptilis Reeve

Striarca symmetrica (Reeve, 1844)

OF AUTHORS. *Arcopsis symmetrica*. *Barbatia*
symmetrica. VOUCHER MATERIAL. Institute of
Oceanology, Hai Phong. LITERATURE. Hua Thai
Tuyen (1998). – K.A. Lutaenko (2000). Nguyen
Xuan Duc (2003) as *Striarca symetrica* (sic).

Striarca thielei (Schenck and Reinhart, 1931)

VOUCHER MATERIAL. Institute of Oceanology, Hai
Phong. LITERATURE. Hua Thai Tuyen (1998).

CUCULAEIDAE

Annotated by K.A. Lutaenko

Cucullaea Lamarck, 1801***Cucullaea labiosa*** (Lightfoot, 1786)

OF AUTHORS. *Cucullaea labiata* (Lightfoot,
1786). SYNONYMS. *Cucullaea auriculifera*
(Röding, 1798). – *Cucullaea concamerata*
(Deshayes, 1835). – *Cucullaea labiosa*
granulosa. – *Cucullaea granulosa* Jonas, 1846.
VOUCHER MATERIAL. Institute of Oceanology, Hai
Phong as *Cucullaea granulosa*. – Research
Institute for Aquaculture No. 3, as *Cucullaea*
auriculifera. – Research Institute for Aqua-
culture No. 3. – University of Fisheries, Nha
Trang. LITERATURE. Serène (1937). ION collec-
tion, Indochine, as *Cucullaea auriculifera*
Lamarck. – Hua Thai Tuyen (1998). – Hua Thai
Tuyen (1998) as *Cucullina auriculifera* Brugui-
ère. – Hua Thai Tuyen (1998) as *Cucullaea*
concamerata Martens. – Hua Thai Tuyen (1998)

as *Cucullaea granulosa*. – K.A. Lutaenko (2000)
as *Cucullaea concamerata*. – K.A. Lutaenko
(2000). – Le Thi Hong Mo (2001). REMARKS.
R.N. Kilburn found *Cucullaea labiosa* present
at RIA 3. – K.A. Lutaenko (2000) suggested that
Cucullaea concamerata could be *Cucullaea*
labiosa (Lightfoot, 1786)

Cucullaea labiata petita Iredale, 1939.

VOUCHER MATERIAL. University of Fisheries, Nha
Trang as *Cucullaea lapcatrapera* (sic) Iredale.
REMARKS. *Cucullaea lapcatrapera* printer's err.
pro *Cucullaea labiata petita* Iredale, 1939.

LIMOPSIDAE

Oblimopa Iredale, 1939***Oblimopa japonica*** (A. Adams, 1863)

SYNONYM. *Oblimopa soyoae* Habe, 1953.
VOUCHER MATERIAL. Institute of Oceanology, Hai
Phong. LITERATURE. Hua Thai Tuyen (1998).
Nguyen Xuan Duc (2003) as *Olimopa* (sic)
soyoae.

Limopsis Sassi, 1827***Limopsis multistriata*** (Forsskal, 1775)

SYNONYM. *Limopsis cancellata* (Reeve, 1843).
VOUCHER MATERIAL. Institute of Oceanography,
Nha Trang. LITERATURE. Hua Thai Tuyen (1998).
K.A. Lutaenko (2000). REMARKS. Not in
Vietnam. Known from the Europe and the Red
Sea K.A. Lutaenko (2000) states that *Limopsis*
cancellata (Reeve, 1843) is invalid name due
to preoccupation: *Pectunculus cancellatus*
Reeve, 1843 non Michelotti, 1839. The correct
name for this species is *Limopsis multistriata*
(Forsskal, 1775)

GLYCYMERIDIDAE

Glycymeris
da Costa, 1778***Glycymeris amamiensis*** Kuroda, 1930

SYNONYM. ?*Tucetilla crebreliratus* (Sowerby,
1889). LITERATURE. K.A. Lutaenko (2000).

REMARKS. K.A. Lutaenko (2000) states that Higo *et al.* (1999) synonymised this species with *Tucetilla crebreliratus* (Sowerby, 1889). However, Habe (1977) and Bernard *et al.* (1993) considered it to be a distinct species.

Glycymeris amboinensis (Gmelin, 1791)

OF AUTHORS. Genus *Pectunculus* Lamarck, 1799 non da Costa, 1778. SYNONYMS. *Pectunculus pectiniformis*. *Tucetona pectiniformis* Lamarck. *Tucetona pectunculus* Linnaeus, 1758. VOUCHER MATERIAL. Institute of Oceanography, Nha Trang. University of Fisheries, Nha Trang. – TMMP Coll. Identified by R.N. Kilburn (Hylleberg 2001). LITERATURE. Serène (1937). ION collection, Gulf of Thailand, as *Pectunculus pectiniformis* Lamarck. – Hua Thai Tuyen (1998) as *Pectunculus amboinensis* Gmelin

Glycymeris arabicus (H. Adams, 1870)

SYNONYM. *Pectunculus guesi* Jousseaume. VOUCHER MATERIAL. Institute of Oceanography, Nha Trang, as *Pectunculus guesi*. LITERATURE. Hua Thai Tuyen (1998) as *Pectunculus guesi* Jousseaume. REMARKS. Not in Vietnam. Misidentified. - A Red Sea species.

Glycymeris laticostata (Quoy & Gaimard, 1835)

VOUCHER MATERIAL. University of Natural Science, HCM City. REMARKS. Not in Vietnam. Known from New Zealand,

Glycymeris reevei (Mayer, 1868)

VOUCHER MATERIAL. Crude Oil Safety Center, HCM City.

Glycymeris vestita (Dunker, 1877)

VOUCHER MATERIAL. University of Natural Science, HCM City as *Glycymeris vestica* (sic). REMARKS. Probably err pro. *Glycymeris vestita*.

Tucetona

Iredale, 1931

Tucetona auriflua (Reeve, 1843)

VOUCHER MATERIAL. Institute of Oceanography, Nha Trang. LITERATURE. Nguyen Chinh & Le Ngoc Hoa (2003). REMARKS. R.N. Kilburn found it present at RIA 3.

Tucetona munda (Sowerby, 1903)

OF AUTHORS. *Glycymeris munda*. VOUCHER MATERIAL. Crude Oil Safety Center, HCM City.

Order PTERIOIDA

PTERIIDAE

Electroma Stoliczka, 1871

Electroma alacorvi (Dillwyn, 1817)

OF AUTHORS. *Pinctada alacorvi* Dillwyn. *Mytilus ala-corvi* Dillwyn, 1817. SYNONYMS. *Electroma ovata*. *Pteria ovata*. VOUCHER MATERIAL. Research Institute for Aquaculture No. 3. LITERATURE. Nguyen Chinh (1999b). – K.A. Lutaenko (2000). – Nguyen Chinh & Le Ngoc Hoa (2003) as *Pinctada alacorvi*. REMARKS. K.A. Lutaenko (2000) states that *E. alacorvi* is used instead of *Maleagrina ovata* Quoy & Gaimard, 1835 non Sowerby, 1824.

Electroma georgiana Quoy & Gaimard, 1835

OF AUTHORS. *Avicula georgiana*. VOUCHER MATERIAL. Institute of Oceanography, Nha Trang. REMARKS. Known from Australia.

Electroma physioides (Lamarck, 1819)

SYNONYM. *Pterelectroma zebra* (Reeve, 1859). VOUCHER MATERIAL. Institute of Oceanology, Hai Phong as *Pterelectroma zibra* (sic) (Reeve). Nguyen Xuan Duc (2003) as *Pterelectrona* (sic) *zebra*.

Pinctada Röding, 1798

Pinctada albina (Lamarck, 1819)

SYNONYM. *Maleagrina occa* Reeve. LITERATURE. Serène (1937). ION collection, Indochine # 122 as *Meleagrina* (err. pro *Maleagrina*) *occa*. Nguyen X. Duc *et al.* (1997). – K.A. Lutaenko (2000).

Pinctada anomoides Reeve, 1857

VOUCHER MATERIAL. Institute of Oceanography, Nha Trang. REMARKS. Known from China.

Pinctada chemnitzii (Philippi, 1849)

SYNONYM. *Avicula lentiginosa* Reeve, 1857. VOUCHER MATERIAL. Institute of Oceanology, Hai Phong. – Institute of Oceanography, Nha Trang, as *Avicula lentiginosa* Sowerby. LITERATURE. Nguyen Xuan Duc (2003).

Pinctada fucata (Gould, 1850)

OF AUTHORS. *Avicula fucata* Gould, 1850.

SYNONYM. *Avicula perviridis* Iredale, 1939. VOUCHER MATERIAL. Institute of Oceanography, Nha Trang, as *Avicula pervendis* (sic). Research Institute for Aquaculture No. 3. LITERATURE. Nguyen Chinh (1999b). – K.A. Lutaenko (2000).

Pinctada maculata (Gould, 1850)

VOUCHER MATERIAL. Institute of Oceanography, Nha Trang.

Pinctada margaritifera (Linnaeus, 1758)

OF AUTHORS. *Avicula margaritifera*. *Maleagrina margaritifera*. *Mytilus margaritifera*. VOUCHER MATERIAL. Institute of Oceanology, Hai Phong. Research Institute of Marine Products. – Institute of Oceanography, Nha Trang. – Research Institute for Aquaculture No. 3. – Fac. of Agriculture, Can Tho University. LITERATURE. Serène (1937). ION collection # 786; Field notes # 92. – ION collection as *Meleagrina* (err. pro *Maleagrina*) *margaritifera* Linné. Annam and Poulo-Condore. – Nguyen Chinh (1996). Nguyen X. Duc *et al.* (1997). – Hua Thai Tuyen (1999). – Nguyen Chinh (1999). – Bui Quang Nghi (2000). – K.A. Lutaenko (2000). – Nguyen X. Duc (2001).

Pinctada martensii (Dunker, 1872)

OF AUTHORS. *Avicula (Meleagrina) martensii*. SYNONYM. ?*Pinctada radiata* (Leach, 1814). VOUCHER MATERIAL. Institute of Oceanology, Hai Phong. – Research Institute for Aquaculture No. 3. – University of Fisheries, Nha Trang. – Fac. of Agriculture, Can Tho University. LITERATURE. Nguyen Chinh (1996). – Nguyen Chinh (1999). *Pinctada martensii* identified by R.N. Kilburn in Hylleberg (2000). – K.A. Lutaenko (2000). Nguyen X. Duc (2001).

Pinctada maxima (Jameson, 1901)

OF AUTHORS. *Maleagrina maxima*. VOUCHER MATERIAL. Research Institute of Marine Products. Institute of Oceanography, Nha Trang. Research Institute for Aquaculture No. 3. University of Fisheries, Nha Trang. LITERATURE. Serène (1937). ION collection, Indochine # 732 as *Maleagrina maxima* Sam. – Nguyen Chinh (1996). – Nguyen Chinh (1999). – K.A. Lutaenko (2000).

Pinctada nigra (Gould, 1850)

VOUCHER MATERIAL. Institute of Oceanography,

Nha Trang. LITERATURE. K.A. Lutaenko (2000).

Pinctada radiata

(Leach in Leach et Nodder, 1814)

OF AUTHORS. *Pteria radiata*. SYNONYM. *Pinctada vulgaris* Schumacher, 1817. *Avicula vulgaris*. VOUCHER MATERIAL. Institute of Oceanography, Nha Trang. – Institute of Oceanography, Nha Trang, as *Pinctada vulgaris*. – University of Natural Science, HCM City, as *Pinctada vulgaris*. LITERATURE. K.A. Lutaenko (2000). REMARKS. Known from the Indian Ocean.

Pteria Scopoli, 1777

Pteria avicular (Holtén, 1802)

SYNONYMS. *Avicula crocea* Lamarck, 1819. *Pteria crocea*. VOUCHER MATERIAL. Institute of Oceanography, Nha Trang, as *Avicula crocea*. TMMP Coll. Identified by R.N. Kilburn (Hylleberg 2001).

Pteria bernhardi Iredale, 1939

VOUCHER MATERIAL. Research Inst. for Aquaculture No. 3. – University of Natural Science, HCM City. LITERATURE. Nguyen Chinh (1999b). Nguyen Chinh & Le Ngoc Hoa (2003).

Pteria brevia lata (Dunker, 1872)

OF AUTHORS. *Pinctada brevia lata*. VOUCHER MATERIAL. Institute of Oceanology, Hai Phong. LITERATURE. Serène (1937). ION collection, Nha Trang. – Nguyen Xuan Duc (2003).

Pteria chinensis (Leach, 1814)

OF AUTHORS. *Pinctada chinensis*. Subgenus (*Austropteria*). VOUCHER MATERIAL. Institute of Oceanology, Hai Phong. REMARKS. Known from China.

Pteria coturnix (Dunker, 1880)

OF AUTHORS. *Pinctada coturnix*. VOUCHER MATERIAL. Institute of Oceanology, Hai Phong. LITERATURE. K.A. Lutaenko (2000). – Nguyen Xuan Duc (2003).

Pteria fibrosa (Reeve, 1857)

LITERATURE. K.A. Lutaenko (2000).

Pteria lata (Gray, 1800)

OF AUTHORS. *Avicula lata*. *Pinctada lata*. Subgenus (*Austropteria*). VOUCHER MATERIAL. Institute of Oceanology, Hai Phong. – Institute of Oceanography, Nha Trang. LITERATURE. Nguyen Xuan Duc (2003).

Pteria loveni (Dunker, 1872)

LITERATURE. Nguyen Ngo Thach (2202).

Pteria penguin (Röding, 1798)

SYNONYMS. *Pteria macropteria* Lamarck, 1819. *Pteria benneti* Iredale, 1939. VOUCHER MATERIAL. Research Institute of Marine Products. – Institute of Oceanography, Nha Trang. – Research Institute for Aquaculture No. 3. – University of Fisheries, Nha Trang. – TMMP Coll. Identified by R.N. Kilburn (Hylleberg 2001). LITERATURE. – Nguyen Chinh (1996). – Hua Thai Tuyen (1999). – Nguyen Chinh (1999). – K.A. Lutaenko (2000).

Pteria semisaggita Lamarck, 1819

OF AUTHORS. *Avicula semisaggita* Lamarck. LITERATURE. Serène (1937). ION collection, Indochine # 773, as *Avicula semisaggita*

Pteria tegulata (Gmelin, 1791)

OF AUTHORS. *Pinctada tegulata* (Reeve, 1875). VOUCHER MATERIAL. Research Institute for Aquaculture No. 3. – University of Fisheries, Nha Trang as *Pteria tegulata* (Gmelin, 1791). LITERATURE. Nguyen Chinh (1999b). – Nguyen Chinh & Le Ngoc Hoa (2003) as *Pinctada tegulata*.

Pteria tortirostris (Dunker, 1848)

LITERATURE. Nguyen Ngo Thach (2202).

MALLEIDAE

(including Vulsellidae)

Malleus Lamarck, 1799***Malleus albus*** Lamarck, 1818

VOUCHER MATERIAL. Institute of Oceanology, Hai Phong. – Research Institute of Marine Products. Institute of Oceanography, Nha Trang. Research Institute for Aquaculture No. 3. University of Fisheries, Nha Trang. – University of Natural Science, HCM City. LITERATURE. Serène (1937). ION collection, Tonkin # 90. Nguyen X. Duc *et al.* (1997). – K.A. Lutaenko (2000). – Nguyen X. Duc (2001) in family Vulsellidae.

Malleus anatinus Gmelin, 1791

LITERATURE. Serène (1937). ION collection, Poulo-Condore.

Malleus malleus (Linnaeus, 1758)

OF AUTHORS. *Ostrea malleus* Linné. SYNONYM. *Malleus vulgaris* Lamarck, 1799. VOUCHER MATERIAL. Institute of Oceanography, Nha Trang as *Malleus vulgaris*. – Research Institute for Aquaculture No. 3. LITERATURE. Serène (1937): ION collection, Poulo-Condore as *Malleus vulgaris*. – ION collection, Nha Trang, as *Ostrea malleus* Linné. – Hua Thai Tuyen (1999). – K.A. Lutaenko (2000). REMARKS. R.N. Kilburn found it present at RIA 3.

Malvufundus de Gregorio, 1885***Malvufundus regulus***

(Forsskal in Niebuhr, 1775)

OF AUTHORS. *Malleus regulus* (Forsskal in Niebuhr, 1775). *Malleus regula*. SYNONYM. *Malleus daemonicus* Reeve, 1858. VOUCHER MATERIAL. Institute of Oceanography, Nha Trang. Institute of Oceanography, Nha Trang as *Malleus daemonicus* Sowerby. LITERATURE. Bui Quang Nghi (2000) as *Malleus regula*. – K.A. Lutaenko (2000). REMARKS. KNOWN from the Red Sea and the Indo-Pacific.

Vulsella Röding, 1798***Vulsella rugosa*** Lamarck, 1819

LITERATURE. Serène (1937). ION collection, Poulo-Condore. REMARKS. KNOWN from the Indian Ocean.

Vulsella spongiarum Lamarck, 1819

LITERATURE. Dawydoff (1952). REMARKS. Status not known. We have only found reference to this taxon in the cited literature.

Vulsella trilli (Reeve)LITERATURE. Nguyen X. Duc *et al.* (1997). Nguyen X. Duc (2001) as *Vulsella trilli* (sic) in family Vulsellidae. REMARKS. Status not known. We have only found reference to this taxon in the cited literature.***Vulsella vulsella*** (Linnaeus, 1758)

OF AUTHORS. *Isognomon vulsella* Lamarck. *Perna vulsella*. SYNONYM. *Vulsella linguata* Lamarck, 1801. VOUCHER MATERIAL. Institute of Oceanology, Hai Phong. – Institute of Oceanography, Nha Trang. LITERATURE. Serène

(1937): ION collection, Poulo-Condore # 835 as *Perna vulsella* Lamarck. ION collection, Poulo-Condore, as *Vulsella lingalata* (sic) Lamarck. – Nguyen X. Duc *et al.* (1997). – K.A. Lutaenko (2000). – Nguyen X. Duc (2001) in family Vulsellidae.

ISOGNOMONIDAE

Crenatula

Lamarck, 1803

Crenatula mytiloides Lamarck, 1819

SYNONYM. ?*Crenatula picta* (Gmelin, 1791). LITERATURE. Dawydoff (1952). – K.A. Lutaenko (2000). Synonymy suggested. REMARKS. Known from the Red Sea. Lives in sponges (Dawydoff 1952). R.N. Kilburn suggested the synonymy, pers. comm. with K.A. Lutaenko.

Isognomon

Lightfoot, 1786

Isognomon alatus (Gmelin, 1791)

VOUCHER MATERIAL. University of Fisheries, Nha Trang. – University of Natural Science, HCM City. REMARKS. Not in Vietnam. Known from East America.

Isognomon anomioides (Reeve, 1858)

OF AUTHORS. *Perna anomioides*. VOUCHER MATERIAL. Institute of Oceanography, Nha Trang. LITERATURE. K.A. Lutaenko (2000).

Isognomon bicolor (C.B. Adams, 1845)

LITERATURE. Nguyen Ngo Thach (2202).

Isognomon ephippium (Linnaeus, 1758)

OF AUTHORS. *Perna ephippium*. SYNONYMS. *Isognomon cumingii* Sowerby is possibly a synonym. *Perna cumingii*. VOUCHER MATERIAL. Research Institute of Marine Products. Research Institute for Aquaculture No. 3. Institute of Oceanography, Nha Trang as *Isognomon cumingii*. – Fac. of Agriculture, Can Tho University as *Isognomon cumingii*. University of Natural Science, HCM City. TMMP Coll. Identified by R.N. Kilburn (Hylleberg 2001). LITERATURE. Serène (1937): ION collection # 776 as *Perna ephippium* Linné.

ION collection, Annam, as *Perna cumingi* Reeve. – K.A. Lutaenko (2000). REMARKS. R.N. Kilburn found it present at RIA 3.

Isognomon isognomonum (Linnaeus, 1758)

OF AUTHORS. *Pedalion isognonum*. *Perna isognonum*. SYNONYMS. *Isognomon canina* Lamarck, 1819. *Perna canina*. – *Isognomon femoralis* Lamarck, 1819. *Perna femoralis*. VOUCHER MATERIAL. Institute of Oceanology, Hai Phong. – Research Institute for Aquaculture No. 3. – Institute of Oceanography, Nha Trang as *Isognomon canina*. – Institute of Oceanography, Nha Trang as *Isognomon femoralis*. – Fac. of Agriculture, Can Tho University, as *Isognomon femoralis*. – University of Natural Science, HCM City, as *Isognomon canina*. – TMMP Coll. Identified by R.N. Kilburn (Hylleberg 2001). LITERATURE. Serène (1937): ION collection, Annam # 878 ; Field notes # 92 as *Perna isognonum* Lamarck. ION collection # 688 as *Perna canina* Lamarck. ION collection as *Perna femoralis* Lamarck. – Hua Thai Tuyen (1999). Identified by J. Hylleberg in Hylleberg (2000). Nguyen X. Duc *et al.* (1997). – Bui Quang Nghi (2000). – K.A. Lutaenko (2000). – Nguyen X. Duc (2001) as *Pedalion isognonum* in family Vulsellidae. REMARKS. R.N. Kilburn found it present at RIA 3.

Isognomon legumen (Gmelin, 1791)

OF AUTHORS. *Pedalion legumen*. *Perna legumen*. *Malleus legumen*. SYNONYMS. *Isognomon lingueforme* Reeve, 1858. *Perna linguaeformis*. VOUCHER MATERIAL. Institute of Oceanology, Hai Phong. – Institute of Oceanography, Nha Trang. Institute of Oceanography, Nha Trang, as *Malleus legumen* Sowerby. – Institute of Oceanography, Nha Trang as *Perna linguaeformis* (sic) Sowerby. – Research Institute for Aquaculture No. 3. – University of Fisheries, Nha Trang. LITERATURE. Serène (1937). ION collection # 879 as *Perna legumen* Gmelin. – Nguyen X. Duc *et al.* (1997). – Hua Thai Tuyen (1999). – K.A. Lutaenko (2000). Nguyen X. Duc (2001) as *Pedalion legumen* in family Vulsellidae. REMARKS. R.N. Kilburn found *Isognomon legumen* present at RIA 3.

Isognomon lentiginosa Reeve

LITERATURE. Serène (1937). ION collection,

Poulo-Condore, as *Perna lentiginosa*. REMARKS. Status not known. We have only found reference to this taxon in the cited literature.

Isognomon marsupium Lamarck, 1819

OF AUTHORS. *Perna marsupium*. LITERATURE. Serène (1937). ION collection, Poulo-Condore # 836 as *Perna marsupium* Lamarck. REMARKS. Known from Japan.

Isognomon patipulum (Reeve, 1858)

OF AUTHORS. *Pedalion patipulum*. *Pedalion padipulum* (err.). *Perna patipulum*. VOUCHER MATERIAL. Institute of Oceanology, Hai Phong. Institute of Oceanography, Nha Trang. University of Fisheries, Nha Trang as *Pedalion padibulum*. LITERATURE. Nguyen X. Duc *et al.* (1997) as ?*Pedalion padipulum* (Reeve). Nguyen X. Duc (2001) as *Pedalion padipulum* (sic) in family Vulsellidae. Nguyen Xuan Duc (2003) as *Pedalion padipulum* (sic). REMARKS. Known from the Indian Ocean.

Isognomon pectinata Reeve, 1858

OF AUTHORS. *Perna pectinata*. VOUCHER MATERIAL. Institute of Oceanography, Nha Trang as *Perna pectinata* Sowerby. REMARKS. K.A. Lutaenko (2000) maintained that *Perna pectinata* should be verified. (It could be *Atrina pectinata*). Known from the Pacific.

Isognomon pernum (Linnaeus, 1758)

SYNONYMS. *Isognomon limoides* Reeve, 1858. *Isognomon sulcatum* (Lamarck, 1819). *Perna sulcata* Lamarck. VOUCHER MATERIAL. Institute of Oceanography, Nha Trang., as *Perna sulcata* Lamarck. – Res. Inst. for Aquaculture No. 3. Univ. of Natural Science, HCM City. – Fac. of Agriculture, Can Tho Univ. LITERATURE. Serène (1937). ION collection, Poulo-Condore, as *Perna ennoidas* (sic ? scrambling of *limoides*) Reeve, 1858, a synonym of *I. pernum* (Linnaeus, 1758). – ID by R.N. Kilburn in Hylleberg (2000). – K.A. Lutaenko (2000). REMARKS. Lutaenko (2000) states that *Isognomon pernum* (Linnaeus, 1767) is a senior synonym of *Isognomon sulcatum* (Lamarck, 1819). R.N. Kilburn found *Isognomon pernum* present at RIA 3.

Isognomon torva (Gould, 1850)

OF AUTHORS. *Perna torva*. VOUCHER MATERIAL. Institute of Oceanography, Nha Trang. REMARKS. Not in Vietnam. Known from Hawaii.

Parviperna Iredale, 1939

Parviperna nucleus (Lamarck, 1819)

OF AUTHORS. *Isognomon nucleus*. *Pedalion nucleus*. *Perna nucleus*. SYNONYMS. *Isognomon acutirostris* Dunker, 1848. – *Isognomon quadrangularis* Reeve, 1857. *Pedalion quadrangularis*. *Perna quadrangularis*. VOUCHER MATERIAL. Institute of Oceanology, Hai Phong as *I. quadrangularis*. – Inst. of Oceanography, Nha Trang, as *I. quadrangularis*. – University of Fisheries, Nha Trang as *I. quadrangularis*. University of Fisheries, Nha Trang. – University of Natural Science, HCM City, as *I. acutirostris*. TMMP Coll. Identified by R.N. Kilburn (Hylleberg 2001). LITERATURE. Nguyen X. Duc *et al.* (1997) as ?*Pedalion quadrangularis* (sic) (Reeve– Identified by R.N. Kilburn in Hylleberg (2000)). – K.A. Lutaenko (2000) as *Parviperna nucleus*). – K.A. Lutaenko (2000) as *I. quadrangularis*. – Nguyen X. Duc (2001) as *Pedalion quadrangularis* in family Vulsellidae.

Pedalion Dillwyn, 1817

Pedalion seratula (Reeve, 1857)

VOUCHER MATERIAL. Institute of Oceanology, Hai Phong as *Isognomon serratula* (Reeve). LITERATURE. Nguyen X. Duc *et al.* (1997). Ha Long Bay as ?*Pedalion seratula* (sic). – Nguyen X. Duc (2001) as *Pedalion seratula* in family Vulsellidae. Nguyen Xuan Duc (2003) as *Pedalion seratula* (Reeve, 1857). REMARKS. Status not known. We have only found reference to this taxon in the cited literature.

PINNIDAE

Atrina Gray, 1840

Atrina pectinata (Linnaeus, 1767)

OF AUTHORS. *Pinna pectinata*. SYNONYMS. *Pinna chemnitzii* Hanley, 1858. – *Pinna chinensis* Deshayes, 1841 = 1858. – *Pinna hanleyi* Reeve, 1858. – *Pinna lurida* Reeve, 1858. – *Atrina strangei* Hanley, 1858. *Atrina strangeii* Reeve, 1858. *Pinna strangei* Reeve. VOUCHER MATERIAL. Institute of Oceanology, Hai Phong. – Institute

of Oceanology, Hai Phong, as *Pinna strangei*. Institute of Oceanography, Nha Trang as *Pinna chemnitzii*. – Institute of Oceanography, Nha Trang. – Institute of Oceanography, Nha Trang, as *Pinna strangei*. – Research Institute for Aquaculture No. 3. – Univ. of Fish., Nha Trang, as *Atrina strangeii*. – Univ. of Natural Science, HCM City. – Univ. of Natural Sci., HCM City, as *Pinna hanleyi*. LITERATURE. Serène (1937): ION collection, Gulf of Thailand, as *Pinna chemnitzii*. – ION collection, Annam # 731; Field notes # 103, as *Pinna chinensis*. – ION collection, Halong Bay, Tonkin, as *Pinna lurida*. Nguyen X. Duc *et al.* (1997). – Lutaenko (2000). Nguyen X. Duc (2001) as *Pinna strangei*.

Atrina penna (Reeve, 1858)

OF AUTHORS. Subgenus (*Atrina*). *Pinna penna* Reeve. VOUCHER MATERIAL. Institute of Oceanology, Hai Phong. – Institute of Oceanography, Nha Trang. REMARKS. The subspecific taxon *Atrina pectinata penna* (Reeve, 1858) is catalogued by Nguyen Ngo Thach (2002).

Atrina seminuda (Lamarck, 1819)

VOUCHER MATERIAL. University of Fisheries, Nha Trang as *Atrina seminula* (sic). REMARKS. Not in Vietnam. Known from America.

Atrina vexillum (Born, 1778)

OF AUTHORS. *Pinna vexillum*. SYNONYMS. *Atrina nigra* (Dillwyn, 1817). *Pinna nigra*. *Pinna nigrina* Lamarck. VOUCHER MATERIAL. Institute of Oceanology, Hai Phong. – Inst. of Oceanography, Nha Trang. – Inst. of Oceanography, Nha Trang, as *Pinna nigrina* Lamarck. – Research Institute for Aquaculture No. 3. – University of Fisheries, Nha Trang. LITERATURE. Serène (1937). ION collection, Annam # 125; Field notes # 92 as *Pinna nigra* Linné. – Dawydoff (1952). Dawydoff (1952) as *Pinna nigrina* Lamarck. Nguyen Chinh (1996) as *Pinna vexillum*. Nguyen X. Duc *et al.* (1997). – Bui Quang Nghi (2000). – K.A. Lutaenko (2000). – Nguyen Chinh & Le Ngoc Hoa (2003) as *Pinna vexillum*.

Pinna Linnaeus, 1758

Pinna atropurpurea Sowerby, 1825

SYNONYM. *Pinna fumata* Reeve, 1858. VOUCHER

MATERIAL. Institute of Oceanology, Hai Phong. Research Institute of Marine Products. – Institute of Oceanography, Nha Trang. – University of Fisheries, Nha Trang. – University of Natural Science, HCM City. LITERATURE. REMARKS. *Pinna atropurpurea* known from China and Japan. K.A. Lutaenko (2000) suggested the synonymy.

Pinna bicolor (Gmelin, 1791)

SYNONYMS. *Pinna attenuata* Reeve, 1858. *Pinna atrata* Clessin, 1891. VOUCHER MATERIAL. Institute of Oceanology, Hai Phong as *Pinna attenuata*. – Research Institute for Aquaculture No. 3, as *Pinna attenuata*. – Institute of Oceanography, Nha Trang. – Institute of Oceanography, Nha Trang, as *Pinna atrata*. TMMP Coll. Identified by R.N. Kilburn (Hylleberg 2001). LITERATURE. Serène (1937). ION collection, Poulo-Condore, as *Pinna bicolor* [citing the unavailable Chemnitz]. Nguyen X. Duc *et al.* (1997). – Bui Quang Nghi (2000). – Bui Quang Nghi (2000) as *Pinna attenuata*. – K.A. Lutaenko (2000). Nguyen X. Duc (2001) as *Pinna attenuata*. – Nguyen X. Duc (2001).

Pinna carnea Gmelin, 1791

LITERATURE. Hua Thai Tuyen (1999). REMARKS. Not in Vietnam. Known from America.

Pinna linguafelis Habe, 1953

VOUCHER MATERIAL. Research Institute for Aquaculture No. 3. REMARKS. R.N. Kilburn found it present at RIA 3. – *Pinna linguafelis* (Habe, 1953). Off Nha Trang. Trawled on gravel at 150–250 m. Pres. to D.G. Reid (BMNH) by Nguyen Ngoc Thach, 2001.

Pinna muricata (Linnaeus, 1758)

OF AUTHORS. Subgenus (*Quantulopinna*). SYNONYM. *Pinna semicostata* Conrad, 1837. VOUCHER MATERIAL. Institute of Oceanology, Hai Phong. – Institute of Oceanography, Nha Trang. LITERATURE. K.A. Lutaenko (2000). REMARKS. K.A. Lutaenko (2000) stated: *Pinna muricata* Linnaeus, 1758 is a senior synonym of *Pinna semicostata* Conrad, 1837.

Pinna nobilis Linnaeus, 1758

VOUCHER MATERIAL. Research Institute of Marine Products. REMARKS. Not in Vietnam. Known from the Mediterranean.

Streptopinna Martens, 1880

Streptopinna saccata (Linnaeus, 1758)

VOUCHER MATERIAL. Institute of Oceanography, Nha Trang. – Research Institute for Aquaculture No. 3. LITERATURE. Nguyen Chinh & Le Ngoc Hoa (2003).

Order LIMOIDA

LIMIDAE

Lima Bruguière, 1797

Lima bullifera (Deshayes)

LITERATURE. Dawydoff (1952) as *Lima bulbifera* Ch. [Chemnitz not available]. REMARKS. Possibly *Lima bullifera* (Deshayes) of Mascarenes.

Lima lima vulgaris (Link, 1807)

OF AUTHORS. *Lima lima* [misidentification]. SYNONYMS. *Lima sowerbyi* Deshayes, 1863. *Lima sowerbyi persquamifer* Iredale, 1939. VOUCHER MATERIAL. Institute of Oceanology, Hai Phong, as *Lima sowerbyi*. – Institute of Oceanography, Nha Trang. – University of Fisheries, Nha Trang, as *Lima sowerbyi persquamifer*. – University of Natural Science, HCM City. – University of Natural Science, HCM City, as *Lima sowerbyi*. – TMMP Coll. Identified by R.N. Kilburn (Hylleberg 2001). LITERATURE. Identified by R.N. Kilburn and J. Hylleberg in Hylleberg (2000). – K.A. Lutaenko (2000). REMARKS. *Lima lima* (Linnaeus, 1758) is a Mediterranean-Atlantic subspecies. K.A. Lutaenko (2000) stated: *Lima lima* (Linnaeus, 1758) is not known in neighbouring Chinese waters.

Limaria Link, 1807

Limaria fragilis (Gmelin, 1791)

OF AUTHORS. *Lima fragilis*. VOUCHER MATERIAL. Institute of Oceanology, Hai Phong. – Institute of Oceanography, Nha Trang. – University of Natural Science, HCM City. LITERATURE. Serène (1937). ION collection, Annam # 880 as *Lima fragilis* [citing the non available Chemnitz].

Nguyen X. Duc *et al.* (1997) as ?*Limaria fragilis* (Gmelin). – Hua Thai Tuyen (1999). ION collection, Con Dao as *Lima fragilis*. – K.A. Lutaenko (2000). – Nguyen X. Duc (2001) as *Lima fragilis* [citing the non available Chemnitz]. – Nguyen Xuan Duc (2003) as *Limaria fragilis* (Gmelin, 1791).

Limaria orientalis (Adams et Reeve, 1850)

OF AUTHORS. *Lima orientalis*. *Promaltellum* (sic) *orientale*. *Promantellum orientale*. SYNONYMS. *Limaria* (*Limaria*) *basilanica* (Adams & Reeve, 1850). – *Mantellum hakodatensis* (Tokunaga, 1906). – Genus *Mantellum* Röding, 1798 is a synonym of *Lima*. VOUCHER MATERIAL. Crude Oil Safety Center, HCM City, as *Mantellum hakodatensis*. LITERATURE. Nguyen X. Duc *et al.* (1997) as *Limaria basilanica*. – Hua Thai Tuyen (1999) as *Limaria basilanica*. – K.A. Lutaenko (2000). – Nguyen X. Duc (2001) as *Promaltellum* (sic) *orientale*. – Nguyen Xuan Duc (2003) as *Promantellum orientale*. Nguyen Xuan Duc (2003) as *Limaria basilanica*.

Order OSTREOIDA

OSTREIDAE

Annotated by S. Bussarawit

Alectryonella Sacco in
Bellardi & Sacco, 1897

Alectryonella plicatula (Gmelin, 1791)

OF AUTHORS. *Ostrea plicatula* Gmelin, 1791. SYNONYMS. *Saccostrea cumingiana* Dunker, 1846. *Ostrea cumingiana*. VOUCHER MATERIAL. Institute of Oceanography, Nha Trang as *Ostrea cumingiana* Dunker. LITERATURE. Serène (1937). ION collection, Poulo-Condore # 884 as *Ostrea plicatula* Gmelin. – Identified by R.N. Kilburn in Hylleberg (2000).

Alectryonella crenulifera (Sowerby, 1871)

OF AUTHORS. *Dendostrea crenulifera* (Sowerby, 1871). *Ostrea crenulifera*. SYNONYM. *Ostrea dolabrififormis* Philippi, 1828. VOUCHER MATERIAL. Institute of Oceanology, Hai Phong. – Institute of Oceanography, Nha Trang, as *Ostrea*

dolabriformis Philippi. – TMMP. Coll. Identified by S. Bussarawit (Hylleberg 2001). LITERATURE. Dautzenberg & Fischer (1905b) as *Ostrea crenulifera* Sowerby, 1871. – Serène (1937). ION collection, Poulo-Condore as *Ostrea crenulifera*. – K.A. Lutaenko (2000). – Nguyen Xuan Duc (2003) as *Dendostrea crenulifera*.

Crassostrea Sacco, 1897

Crassostrea belcheri (Sowerby, 1871)

OF AUTHORS. *Ostrea belcheri*. VOUCHER MATERIAL. Institute of Oceanography, Nha Trang. University of Natural Science, HCM City.

Crassostrea gigas (Thunberg, 1793)

OF AUTHORS. *Ostrea gigas* Thunberg. VOUCHER MATERIAL. Institute of Oceanography, Nha Trang. University of Fisheries, Nha Trang. LITERATURE. Serène (1937). ION collection as *Ostrea gigas* Thimberg (sic). REMARKS. Cosmopolitan species.

Crassostrea glomerata (Gould, 1850).

OF AUTHORS. *Ostrea glomerata*. *Saccostrea glomerata*. VOUCHER MATERIAL. Institute of Oceanology, Hai Phong. – University of Fisheries, Nha Trang. LITERATURE. K.A. Lutaenko (2000). – Nguyen X. Duc (2001) as *Ostrea glomerata*. – Nguyen Xuan Duc (2003) as *Saccostrea glomerata*. REMARKS. Known from the Pacific.

Crassostrea lugubris (Sowerby, 1871)

OF AUTHORS. *Ostrea lugubris* Sowerby. VOUCHER MATERIAL. Institute of Oceanography, Nha Trang. REMARKS. Known from China.

Crassostrea margaritacea (Lamarck, 1819)

LITERATURE. Serène (1937). ION collection, Annam as *Ostrea margaritacea* Lamarck var. *artrotorus* Valenciennes. REMARKS. *Crassostrea margaritacea* (Lamarck, 1819) a South African species.

Crassostrea nigromarginata Sowerby, 1871

VOUCHER MATERIAL. University of Fisheries, Nha Trang.

Crassostrea revularis (Gould, 1861)

OF AUTHORS. *Ostrea revularis* [correct spelling]. *Ostrea rivularis*. *Pretostrea rivularis*. SYNONYMS. *Ostrea palmipes* Sowerby, 1871. – *Crassostrea paulucciae* Crosse, 1870. *Ostrea pauluccix* (err.). VOUCHER MATERIAL. Inst. of Oceanology,

Hai Phong, as *O. paulucciae*. – Research Institute of Marine Products. – University of Fisheries, Nha Trang. – University of Fisheries, Nha Trang, as *O. paulucciae*. LITERATURE. Serène (1937): ION collection, Annam, as *Ostrea rivularis*. ION collection, Annam as *Ostrea pauluccix* (sic) Crosse. ION collection, Annam, as *Ostrea palmipes* Sowerby. – Nguyen Chinh (1996) as *Ostrea rivularis*. – Nguyen X. Duc *et al.* (1997). – K.A. Lutaenko (2000). – Nguyen X. Duc (2001) as *Ostrea rivularis*. – Nguyen Xuan Duc (2003) as *Ostrea paulucciae*. REMARKS. Known from China and Japan.

Crassostrea rhizophorae (Guilding, 1827)

SYNONYM. *Ostrea arborea*. LITERATURE. Serène (1937). ION collection, Ha Long Bay, Tonkin, as *Ostrea arborea* [citing the unavailable Chemnitz]. REMARKS. Not in Vietnam. A West Atlantic species.

Dendostrea Swainson, 1835

Dendostrea folia (Linnaeus, 1758)

VOUCHER MATERIAL. University of Natural Science, HCM City as *Dendostrea folium*. LITERATURE. Identified by R.N. Kilburn in Hylleberg (2000). – K.A. Lutaenko (2000). Nguyen Xuan Duc (2003) as *Dendostrea folium*.

Dendostrea frons (Linnaeus, 1758)

Fig. 13, inside of cover.

LITERATURE. Nguyen Ngo Thach (2202).

Dendostrea sandvicensis (Sowerby, 1871)

OF AUTHORS. *Ostrea sandvicensis*. VOUCHER MATERIAL. Institute of Oceanography, Nha Trang as *Ostrea sandwichensis* (sic). – TMMP. Coll. Identified by S. Bussarawit (Hylleberg 2001). REMARKS. Known from Hawaiian Islands.

Lopha Röding, 1898

Lopha affinis (Sowerby, 1871)

OF AUTHORS. *Ostrea affinis* (Sowerby, 1871). LITERATURE. Hua Thai Tuyen (1999). ION collection, Con Dao as *Ostrea affinis*.

Lopha cristagalli (Linnaeus, 1758)

OF AUTHORS. *Ostrea cristagalli*. VOUCHER MATERIAL. Institute of Oceanology, Hai Phong. Institute of Oceanography, Nha Trang. – TMMP. Coll. Identified by S. Bussarawit (Hylleberg

2001). LITERATURE. Serène (1937). ION collection, Annam # 445 as *Ostrea cristagalli* [citing the non available Chemnitz]. – Hua Thai Tuyen (1999). – K.A. Lutaenko (2000).

Ostrea Linnaeus, 1758

Ostrea denselamellosa Lischke, 1869

SYNONYM. *Ostrea auriculata* Sowerby, 1871. VOUCHER MATERIAL. Institute of Oceanology, Hai Phong. – University of Fisheries, Nha Trang. University of Natural Science, HCM City. LITERATURE. Serène (1937): ION collection, Poulo-Condore, as *Ostrea danselamallata* (sic) Lischke. ION collection, Poulo-Condore, as *Ostrea auriculata* Sowerby. Nguyen X. Duc *et al.* (1997). – Nguyen X. Duc (2001).

Ostrea imbricata Lamarck, 1819, non Gmelin, 1791 = *Parahyotissa inermis*. VOUCHER MATERIAL. University of Natural Science, HCM City, as *Ostrea biotis imbricata*. LITERATURE. Nguyen Xuan Duc (2003) as *Ostrea imbricata* Lamarck, 1818. REMARKS. *Ostrea biotis imbricata* is presumably *Ostrea imbricata* Lamarck, 1819.

Ostrea lacerata Hanley, 1845

VOUCHER MATERIAL. Institute of Oceanography, Nha Trang. REMARKS. A West African species.

****Ostrea radix*** Sowerby, 1871.

LITERATURE. Serène (1937). ION collection, Annam. REMARKS. *Nomen dubium*.

Ostrea rubella Lamarck, 1819

LITERATURE. Serène (1937). ION collection, Annam # 659.

****Ostrea translucida*** Crosse.

VOUCHER MATERIAL. Institute of Oceanography, Nha Trang. – University of Fisheries, Nha Trang. REMARKS. K.A. Lutaenko (2000) states that “*Ostrea translucida*” cannot be traced in the malacological literature.

Planostrea Harry, 1985

Planostrea pestigris (Hanley, 1846)

OF AUTHORS. *Ostrea pestigris*. *Crassostrea pestigris*. *Saccostrea pestigris*. VOUCHER MATERIAL. University of Fisheries, Nha Trang. LITERATURE. K.A. Lutaenko (2000). – Nguyen Xuan Duc (2003) as *Saccostrea pestigris*. REMARKS. Nguyen Ngo Thach states that

Planostrea pestigris has been collected in Vietnam and Australia.

Pustulostrea Harry, 1985

Pustulostrea tuberculata (Lamarck, 1804)

OF AUTHORS. *Ostrea tuberculata* Lamarck, 1804.

VOUCHER MATERIAL. Institute of Oceanography, Nha Trang.

Saccostrea

Dollfus & Dautzenberg, 1920

Saccostrea cucullata (Born, 1778)

OF AUTHORS. *Ostrea cucullata*. *Saccostrea cucullata*. SYNONYM. *Ostrea baclayana* Sowerby, 1871. VOUCHER MATERIAL. Institute of Oceanology, Hai Phong. – Research Institute of Marine Products. – Institute of Oceanography, Nha Trang. – University of Fisheries, Nha Trang. University of Natural Science, HCM City. LITERATURE. Dautzenberg & Fischer (1905b) as *Ostrea cucullata* Born, 1780. – Serène (1937): ION collection, Poulo-Condore, as *Ostrea cuculeata* (sic) Born. ION collection, Poulo-Condore, as *Ostrea baclayana* Sowerby. Nguyen X. Duc *et al.* (1997). – K.A. Lutaenko (2000). – Nguyen X. Duc (2001) as *Ostrea cucullata*. REMARKS. Born’s original spelling (1778) was *Ostera cucullata*. It was changed by Born (1780) to *Ostera cucullata* but this action is not possible according to the rules even if “*cucullata*” has a meaning in Latin in contrast to “*cuccullata*”.

Saccostrea echinata (Quoy & Gaimard, 1835)

OF AUTHORS. *Ostrea echinata*. *Crassostrea echinata*. Subgenus (*Saccostrea*). SYNONYM. *Ostrea vitrefacta* Sowerby, 1871. VOUCHER MATERIAL. Institute of Oceanology, Hai Phong. Institute of Oceanography, Nha Trang. LITERATURE. Serène (1937). ION collection, Annam, as *Ostrea vitrefacta* Sowerby. Identified by R.N. Kilburn in Hylleberg (2000). K.A. Lutaenko (2000). – Nguyen X. Duc (2001) as *Ostrea echinata*.

Saccostrea forskalii (Gmelin, 1791)

OF AUTHORS. *Ostrea forskali*. VOUCHER MATERIAL. Research Institute for Aquaculture No. 3.

LITERATURE. Serène (1937). ION collection, Indochine # 885 as *Ostrea forskali* [citing the unavailable Chemnitz]. – Hua Thai Tuyen (1999). ION collection, Con Dao as *Ostrea forskali*. – K.A. Lutaenko (2000). REMARKS. K.A. Lutaenko (2000) maintained that according to Higo et al. (1999), *O. forskalii* Gmelin, 1791 is a synonym of *Malvufundus regularis* (Forskaal, 1775) (Malleidae). Yoosukh & Duangdee (1999) listed *S. forskalii* as a valid species. At the same time, Habe (1977) mentioned *Ostrea regula* (Forskaal, 1775) as *nomen nudum* in the synonymy of *Malleus daemoniacus* Reeve, 1858. REMARKS. R.N. Kilburn found it present at RIA 3.

Saccostrea mordax (Gould, 1850)

OF AUTHORS. *Ostrea mordax*. VOUCHER MATERIAL. Institute of Oceanology, Hai Phong. – University of Fisheries, Nha Trang. LITERATURE. K.A. Lutaenko (2000). – Nguyen X. Duc (2001) as *Ostrea modax* (sic). – Nguyen Xuan Duc (2003) as *Saccostrea* (sic) *modax* (sic).

Saccostrea parasiticea (Gmelin, 1791)

OF AUTHORS. *Ostrea parasiticea*. LITERATURE. Serène (1937). ION collection, Halong Bay, Tonkin as *Ostrea parasiticea* Gmelin

GRYPHAEIDAE

Hytissa Stenzel, 1971

Hytissa hyotis (Linnaeus, 1758)

OF AUTHORS. *Ostrea hyotis*. VOUCHER MATERIAL. Institute of Oceanology, Hai Phong. – Institute of Oceanography, Nha Trang. – University of Natural Science, HCM City. LITERATURE. Serène (1937). ION collection, Poulo-Condore # 883 as *Ostrea hyotis* Linné. – Hua Thai Tuyen (1999). – K.A. Lutaenko (2000).

Parahytissa Harry, 1985

Parahytissa inermis (Sowerby, 1871)

OF AUTHORS. *Ostrea imbricata*. *Pretostrea imbricata*. VOUCHER MATERIAL. Institute of Oceanology, Hai Phong. LITERATURE. K.A. Lutaenko (2000). REMARKS. K.A. Lutaenko (2000) stated: *Ostrea imbricata* Lamarck, 1819

is a homonym of *Ostrea imbricata* Gmelin, 1791. Known from China.

Parahytissa numisma (Lamarck, 1819)

OF AUTHORS. *Ostrea numisma* Lamarck, 1819. VOUCHER MATERIAL. Institute of Oceanography, Nha Trang.

PLICATULIDAE

Plicatula Lamarck, 1801

Plicatula australis Lamarck, 1819

VOUCHER MATERIAL. Research Institute for Aquaculture No. 3. REMARKS. R.N. Kilburn found it present at RIA 3.

Plicatula chinensis Mörch, 1853

LITERATURE. K.A. Lutaenko (2000).

Plicatula muricata (Sowerby, 1873)

LITERATURE. K.A. Lutaenko (2000).

Plicatula plicata (Linnaeus, 1758)

OF AUTHORS. *Ostrea plicata*. VOUCHER MATERIAL. Institute of Oceanology, Hai Phong as *Plicatula plicata* Linnaeus. LITERATURE. Serène (1937). ION collection, Poulo-Condore as *Ostrea plicata* [citing the unavailable Chemnitz]. REMARKS. *Ostrea plicata* is the original Linnean classification.

****Plicatula reniformis*** Lamarck, 1819.

LITERATURE. Serène (1937). ION collection, Poulo-Condore. REMARKS. Holotype is worn and unidentifiable.

Plicatula simplex Gould, 1861

SYNONYM. *Plicatula cuneata* Dunker, 1877. VOUCHER MATERIAL. Institute of Oceanology, Hai Phong as *Plicatula cuneata*. LITERATURE. Identified by R.N. Kilburn and D.G. Reid in Hylleberg (2000). Nguyen Xuan Duc (2003) as *Plicatula cuneata*.

PROPEAMUSSIIDAE

Amusium Röding, 1798

Amusium balloti Bernadi, 1861

OF AUTHORS. *Pecten balloti*. LITERATURE. Serène (1937). ION collection, Annam, as *Amusium*

balloti Bernadi. – Dawydoff (1952), Indochine as *Pecten balloti* Bern. REMARKS. KNOWN from Australia and Indonesia.

Amusium japonicum (Gmelin, 1791)

VOUCHER MATERIAL. Research Institute of Marine Products. – Institute of Oceanography, Nha Trang. – Research Institute for Aquaculture No. 3. LITERATURE. Nguyen X. Duc *et al.* (1997). Identified by Hua Thai Tuyen in Hylleberg (2000). – K.A. Lutaenko (2000). – Nguyen X. Duc (2001) as *A. japonica* in family Amusidae (sic). REMARKS. Collected at north end of My Khe Beach, Danang. 4 August 2001. Fishermen's sorting area on beach. From drag nets or inshore trawling. Leg. D.G. Reid.

Amusium pleuronectes (Linnaeus, 1758)

OF AUTHORS. *Pecten pleuronectes*. VOUCHER MATERIAL. Institute of Oceanology, Hai Phong. Institute of Oceanography, Nha Trang. Research Institute for Aquaculture No. 3. University of Natural Science, HCM City. TMMP Coll. Identified by R.N. Kilburn (Hylleberg 2001). LITERATURE. Serène (1937). ION collection, Annam # 385; Field notes # 102. Dawydoff (1952), Indochine as *Pecten pleuronectes* L. – Nguyen X. Duc *et al.* (1997). Identified by J. Hylleberg in Hylleberg (2000). K.A. Lutaenko (2000). – Nguyen X. Duc (2001) in family Amusidae (sic). REMARKS. KNOWN from China and Japan. R.N. Kilburn found it present at RIA 3. – Collected at north end of My Khe Beach, Danang. 4 August 2001. Fishermen's sorting area on beach. From drag nets or inshore trawling. Leg. D.G. Reid.

Parvamussium Sacco, 1897

Parvamussium intuscostatum

(Yokoyama, 1920)

OF AUTHORS. *Polynemamussium intuscostatum*. VOUCHER MATERIAL. Crude Oil Safety Center, HCM City as *Polynemamussium intuscostatum*. REMARKS. KNOWN from Japan. In deep water.

Parvamussium scitulum (E.A. Smith, 1885)

SYNONYM. *Parvamussium cmadoritinctum* (Kuroda, 1931). VOUCHER MATERIAL. Crude Oil Safety Center, HCM City, as *Parvamussium cmadoritinctum*.

PECTINIDAE

Annachlamys Iredale, 1939

Annachlamys macassarensis (Chenu, 1845)

OF AUTHORS. *Annachlamys macassarensis*. *Chlamys macassarensis*. VOUCHER MATERIAL. Res. Inst. for Aquaculture No. 3. – Univ. of Fisheries, Nha Trang. – TMMP Coll. Identified by R.N. Kilburn (Hylleberg 2001). LITERATURE. Identified by R.N. Kilburn and D.G. Reid in Hylleberg (2000). REMARKS. R.N. Kilburn found it present at RIA 3. – D.G. Reid found it trawled at 10–20 m, nearshore Nha Trang.

Azumapecten Habe, 1977

Azumapecten farreri (Jones & Preston, 1904)

OF AUTHORS. *Chlamys farreri* (Jones & Preston, 1904). VOUCHER MATERIAL. University of Fisheries, Nha Trang.

Bractechlamys Iredale, 1939

Bractechlamys corallinoides (d'Orbigny, 1834)

OF AUTHORS. *Lyropecten corallinoides*. *Pecten corallinoides* d'Orbigny, 1834. LITERATURE. Dawydoff (1952), Indochine. REMARKS. Not in Vietnam E. Atlantic species.

Bractechlamys noduliferus (Sowerby, 1842)

OF AUTHORS. *Pecten nodulifer* Sowerby, 1842. *Nodipecten noduliferus* (Sowerby, 1842). Genus *Nodipecten* Dall, 1898. SYNONYM. *Pecten arthriticus* Reeve, 1853. VOUCHER MATERIAL. Institute of Oceanography, Nha Trang as *Pecten arthriticus* Sowerby and as *Pecten nodulifer* Sowerby.

Chlamys Röding, 1798

Chlamys albolineatus (Sowerby, 1842)

VOUCHER MATERIAL. Institute of Oceanography, Nha Trang. – University of Natural Science, HCM City.

Chlamys australis (Sowerby, 1844)

OF AUTHORS. *Pecten australis*. VOUCHER MATERIAL. Institute of Oceanography, Nha Trang. REMARKS. KNOWN from Australia.

Chlamys coruscans (Hinds, 1845)

OF AUTHORS. *Pecten coruscans* (Hinds, 1845).
VOUCHER MATERIAL. Institute of Oceanography,
Nha Trang.

Chlamys cristularis (Adams & Reeve, 1850)

LITERATURE. K.A. Lutaenko (2000). REMARKS.
Known from China and Japan.

Chlamys irregularis (Sowerby, 1842)

SYNONYM. *Chlamys cuneatus* Reeve, 1853.
VOUCHER MATERIAL. Institute of Oceanology, Hai
Phong as *Chlamys cuneatus* Reeve. – Institute
of Oceanography, Nha Trang as *Pecten*
irregularis Sowerby. REMARKS. Rombouts
(1991) states that *C. cuneatus* is a synonym of
Chlamys irregularis Sowerby, 1842.

Chlamys quadriliratus (Lischke, 1870)

VOUCHER MATERIAL. Institute of Oceanology, Hai
Phong. LITERATURE. Nguyen Xuan Duc (2003).
REMARKS. Known from Japan.

Comptopallium

Iredale, 1939

Comptopallium radula (Linnaeus, 1758)

OF AUTHORS. *Bractechlamys radula*. *Chlamys*
radula. *Decatopecten radula*. *Pecten radula*.
VOUCHER MATERIAL. Research Institute for
Aquaculture No. 3. – Institute of Oceanography,
Nha Trang. – University of Fisheries, Nha Trang.
TMMP Coll. Identified by R.N. Kilburn
(Hylleberg 2001). LITERATURE. Serène (1937).
ION collection, Poulo-Condore. – K.A.
Lutaenko (2000). REMARKS. R.N. Kilburn found
it present at RIA 3.

Coralichlamys

Iredale, 1939

Coralichlamys madreporarum (Petit in
Sowerby, 1842)

OF AUTHORS. *Chlamys madreporarum* (Petit in
Sowerby, 1842). *Pecten madreporarum*.
VOUCHER MATERIAL. Institute of Oceanography,
Nha Trang as *Pecten madreporarum*. University
of Natural Science, HCM City. LITERATURE.
Serène (1937). ION collection, Annam, as
Chlamys madreporarum Petit de la Saussaye. –
K.A. Lutaenko (2000).

Cryptopecten

Dall, Bartsch & Rehder 1938

Cryptopecten nux (Reeve, 1853)

OF AUTHORS. *Pecten nux*. *Chlamys nux*.
SYNONYMS. *Cryptopecten bernardi* (Philippi,
1851). – *Chlamys tissoti* (Bernardi, 1858).
VOUCHER MATERIAL. Institute of Oceanology, Hai
Phong, as *Chlamys tissoti*. – Institute of
Oceanography, Nha Trang as *Pecten nux* Reeve.
Crude Oil Safety Center, HCM City as
Cryptopecten bernardi. LITERATURE. Nguyen
Xuan Duc (2003) as *Chlamys tissoti* (sic).

Decatopecten

Rüppel in Sowerby, 1839

Decatopecten plica (Linnaeus, 1758)

OF AUTHORS. *Pecten plica*. SYNONYM. *Compto-*
pallium strangei (Reeve, 1852). *Decatopecten*
strangei. – *Pecten subplicatus* Sowerby, 1842.
Decatopecten subplicatus (Sowerby, 1842).
VOUCHER MATERIAL. Institute of Oceanology, Hai
Phong, as *Decatopecten subplicatus*. – Institute
of Oceanography, Nha Trang. – University of
Natural Science, HCM City as *Pecten plica*
Lamarck. – Research Institute for Aquaculture
No. 3. – University of Fisheries, Nha Trang, as
Decatopecten strangei. LITERATURE. Dawydoff
(1952), Indochine as *Pecten plica* L. – Identified
by R.N. Kilburn in Hylleberg (2000). – K.A.
Lutaenko (2000). REMARKS. R.N. Kilburn found
it present at RIA 3.

Decatopecten striatus (Schumacher, 1817)

LITERATURE. Nguyen Ngo Thach (2202).
Nguyen Xuan Duc (2003) as *Pecten striatus*.

Delectopecten

Stewart, 1930

Delectopecten macrocheilicola (Habe, 1951).

OF AUTHORS. *Palliolium macrocheilicola* (Habe,
1951). Genus *Palliolium* Monterosato, 1884.
VOUCHER MATERIAL. Crude Oil Safety Center,
HCM City. REMARKS. Not in Vietnam. Rombouts
(1991) states that *Cyclopecten vitreus*
macrocheilicola (Habe, 1951) is a local Japanese
subspecies.

Excellichlamys Iredale, 1939***Excellichlamys spectabilis*** (Reeve, 1853)

OF AUTHORS. *Pecten spectabilis*. VOUCHER MATERIAL. Institute of Oceanography, Nha Trang as *Pecten spectabilis* Sowerby. LITERATURE. Dawydoff (1952), Indochine. – K.A. Lutaenko (2000). REMARKS. Probably not in Vietnam. Known from Japan and Indian Ocean.

Gloripallium Iredale, 1939***Gloripallium pallium*** (Linnaeus, 1758)

OF AUTHORS. *Pecten pallium* Linné. VOUCHER MATERIAL. Institute of Oceanography, Nha Trang as *Pecten pallium* Linné. – University of Natural Science, HCM City. LITERATURE. Dawydoff (1952), Indochine as *Pecten pallium* L.

*Laevichlamys****Laevichlamys lemniscata*** (Reeve, 1853)

OF AUTHORS. *Chlamys lemniscata* (Reeve, 1853). LITERATURE. K.A. Lutaenko (2000).

Laevichlamys squamosa (Gmelin, 1791)

OF AUTHORS. *Chlamys squamata*. *Chlamys squamosum*. *Pecten squamosum*. Synonym. *Chlamys larvata* (Reeve, 1853). VOUCHER MATERIAL. Institute of Oceanology, Hai Phong. University of Natural Science, HCM City. LITERATURE. Dawydoff (1952), Indochine as *Pecten squamosum* Gme. – Nguyen X. Duc *et al.* (1997). – K.A. Lutaenko (2000). – Nguyen X. Duc (2001, 2003) as *Chlamys squamata*. REMARKS. Synonymy according to Rombouts (1991).

Leptopecten Verrill, 1897***Leptopecten lataiuratus*** Conrad, 1937

VOUCHER MATERIAL. University of Natural Science, HCM City. REMARKS. Not in Vietnam. *Leptopecten lataiuratus* is a Californian species.

Mimachlamys Iredale, 1929***Mimachlamys albolineata*** (Sowerby, 1842)

VOUCHER MATERIAL. Research Institute for

Aquaculture No. 3. REMARKS. R.N. Kilburn found it present at RIA 3.

Mimachlamys cloacata (Reeve, 1853)

OF AUTHORS. *Chlamys cloacata* Reeve, 1853. *Argopecten Monterosato*, 1889. SYNONYMS. *Chlamys asperulata* A. Adams & Reeve, 1848. *Argopecten pelseeneri* Dautzenberg & Bavay, 1912. *Chlamys (Mimachlamys) pelseeneri*. *Argopecten rugosus* Sowerby, 1842. *Chlamys rugosus*. *Hinnites rugosus*. *Pecten rugosus*. VOUCHER MATERIAL. Institute of Oceanology, Hai Phong, as *Chlamys pelseeneri*. – Institute of Oceanography, Nha Trang, as *Chlamys asperulata*. – Univ. of Natural Science, HCM City as *Hinnites rugosus*. LITERATURE. Rombouts (1991). Nguyen X. Duc *et al.* (1997) as *Chlamys pelseeneri*. – K.A. Lutaenko (2000). Nguyen X. Duc (2001, 2003) as *Chlamys pelseeneri*.

Mimachlamys crassicostata (Sowerby, 1842)

SYNONYM. *Chlamys nobilis* Reeve. VOUCHER MATERIAL. TMMP Coll. Identified by R.N. Kilburn (Hylleberg 2001). LITERATURE. Nguyen Chinh (1996) as *Chlamys nobilis*. — Nguyen X. Duc (2001) as *Chlamys nobilis*. REMARKS. Rombouts (1991) maintains that *Mimachlamys crassicostata* has been considered a subspecies of *C. senatoria*, but because of its characters, it deserves specific status.

Mimachlamys ?crisularis

(Adams & Reeve, 1848)

VOUCHER MATERIAL. Research Institute for Aquaculture No. 3. LITERATURE. Identified by H.H. Dijkstra (1998) in Hylleberg (2000). Nguyen Chinh & Le Ngoc Hoa (2003) as *Mimachlamys crisularis*.

Mimachlamys gloriosa (Reeve, 1853)

VOUCHER MATERIAL. Research Institute for Aquaculture No. 3. REMARKS. H.H. Dijkstra found it present at RIA 3.

Mimachlamys sanguinea (Linnaeus, 1758)

SYNONYMS. *Mimachlamys senatoria* (Gmelin, 1791). *Chlamys senatoria*. *Pecten senatorius*. VOUCHER MATERIAL. Institute of Oceanology, Hai Phong. – Institute of Oceanography, Nha Trang. University of Natural Science, HCM City. Fac. of Agriculture, Can Tho University. – TMMP Coll. Identified by R.N. Kilburn (Hylleberg 2001) as *Mimachlamys sanguinea*. LITERATURE.

Nguyen X. Duc *et al.* (1997). – K.A. Lutaenko (2000). REMARKS. See remarks under *Mimachlamys crassicostata*.

Minnivola Iredale, 1939

Minnivola pyxidatus (Born, 1778)

Figs. 15, 16, inside of cover.

OF AUTHORS. *Chlamys pyxidatus*. *Pecten pyxidatus*. *Pecten pyxidatus*. SYNONYM. *Pecten crebricostatus* Philippi, 1844. VOUCHER MATERIAL. Institute of Oceanology, Hai Phong. Institute of Oceanography, Nha Trang. – Crude Oil Safety Center, HCM City. LITERATURE. Serène (1937). ION collection, Annam, as *Pecten pyxidatus* Born. – Serène (1937). ION collection, Annam as *Pecten crebricostatus* Philippi. – Nguyen X. Duc *et al.* (1997) as *Pecten pyxidatus* (Born). – Nguyen X. Duc (2001) as *Chlamys pyxidatus*. – Nguyen Xuan Duc (2003) as *Pecten pyxidatus*. REMARKS. Synonymy according to Rombouts (1991).

Pecten Müller, 1776

Pecten albicans Schröter, 1802

SYNONYM. *Pecten laqueatus* Sowerby, 1842. VOUCHER MATERIAL. University of Natural Science, HCM City. – University of Fisheries, Nha Trang as *Pecten laqueatus* Sowerby. REMARKS. Known from Japan and Taiwan according to Rombouts (1991).

Pecten excavatus Anton, 1838

SYNONYMS. *Pecten puncticulatus* Dunker, 1877. *Pecten sinensis* Sowerby, 1842. VOUCHER MATERIAL. University of Natural Science, HCM City as *Pecten puncticulatus*. REMARKS. Synonymy of *Pecten puncticulatus* Dunker, 1877 according to Rombouts (1991).

Pecten solaris Born, 1778

Valid species: *Aequipecten opercularis* Linnaeus, 1758. VOUCHER MATERIAL. Institute of Oceanography, Nha Trang as *Pecten solaris* Born. REMARKS. Not in Vietnam. *Aequipecten opercularis* is known from Europe. Sowerby, 1842 described a *Pecten solaris* (from Indonesia) but this is a synonym of *Chlamys macassarensis* (Rombouts 1991).

Pecten sulcicostatus Sowerby, 1842

VOUCHER MATERIAL. Institute of Oceanography, Nha Trang as *Pecten subcicostata* (sic) Lamarck. REMARKS. Not in Vietnam. Known from the Cape of South Africa.

Serratovola Habe, 1951

Serratovola gardineri (E. A. Smith, 1903)

(*non* Defrance)

SYNONYM. *Pecten tricarinatus* Anton, 1839. VOUCHER MATERIAL. Institute of Oceanology, Hai Phong, as *P. tricarinatus*. – Institute of Oceanography, Nha Trang, as *P. tricarinatus*. University of Natural Science, HCM City, as *P. tricarinatus*. LITERATURE. K.A. Lutaenko (2000) as *P. tricarinatus*. – Nguyen Xuan Duc (2003) as *Pecten tricarinatus*.

Pedum

Bruguière, 1791

Pedum spondyloideum (Gmelin, 1791)

VOUCHER MATERIAL. Institute of Oceanography, Nha Trang. LITERATURE. Dawydoff (1952) Poulo-Condore. – Hua Thai Tuyen (1999). ION collection, Con Dao as *Pedum spondyloideum*. K.A. Lutaenko (2000).

Pseudamussium Mörch, 1853

Pseudamussium hybridum (Gmelin, 1791)

OF AUTHORS. *Pecten hybridus* Lamk. LITERATURE. Dawydoff (1952), Indochine. REMARKS. Not in Vietnam. Known from W. Africa.

Semipallium Lamy, 1928

Semipallium flavicans (Linnaeus, 1758)

SYNONYM. *Semipallium tigris* (Lamarck, 1819). VOUCHER MATERIAL. Research Institute for Aquaculture No. 3, as *Semipallium tigris*. LITERATURE. Nguyen Chinh & Le Ngoc Hoa (2003) as *Semipallium tigris*. REMARKS. R.N. Kilburn found it present at RIA 3.

Semipallium fulvicostatum

(Adams & Reeve, 1850)

LITERATURE. K.A. Lutaenko (2000).

Volachlamys Iredale, 1939*Volachlamys singaporina* (Sowerby, 1842)

OF AUTHORS. *Chlamys singaporina*. *Pecten singaporinus*. Synonym. *Chlamys pica* Reeve, 1853. VOUCHER MATERIAL. Institute of Oceanography, Nha Trang. – University of Fisheries, Nha Trang as *Chlamys pica* Reeve. LITERATURE. Serène (1937). ION collection, Poulo-Condore, as *Pecten singaporinus* Sowerby. – Nguyen Xuan Duc (2003) as *Chlamys pica*. REMARKS. Synonymy according to Rombouts (1991).

Volachlamys tranquebaria (Gmelin, 1791)

OF AUTHORS. *Chlamys tranquebaricus*. VOUCHER MATERIAL. University of Natural Science, HCM City.

ANOMIIDAE

Anomia Linnaeus, 1758*Anomia amabaeus* Gray, 1849

LITERATURE. K.A. Lutaenko (2000).

Anomia chinensis Philippi, 1849

D. & F. Plate 2, figs. 23-26.

SYNONYMS. *Anomia cytaeum* Gray, 1850. *Anomia lischkei* Dautzenberg & Fischer, 1906. VOUCHER MATERIAL. Institute of Oceanology, Hai Phong. University of Fisheries, Nha Trang. LITERATURE. Dautzenberg & Fischer (1906) as *Anomia lischkei* n. sp. – Serène (1937). ION collection, Nha Trang, as *Anomia lischkei*. – Nguyen X. Duc *et al.* (1997). Ha Long Bay. – K.A. Lutaenko (2000). – Nguyen X. Duc (2001) as *Anomia cyteum* (sic). – Nguyen Xuan Duc (2003) as *Anomia chinensis*. – Nguyen Xuan Duc (2003) as *Anomia cyteum* (sic). REMARKS. K.A. Lutaenko (2000) maintains that *Anomia chinensis* Philippi, 1849 is a senior synonym of *Anomia cytaeum* Gray, 1850.

Anomia ione Gray, 1850

OF AUTHORS. *Pododesmus ione*. REMARKS. Voucher material not available.

Anomia simplex Orbigny, 1842

VOUCHER MATERIAL. Research Institute of Marine Products. REMARKS. Not in Vietnam. Known from America.

Anomia sol Reeve, 1859

LITERATURE. Serène (1937). ION collection, Annam. REMARKS. Presently not available as voucher material in ION. Known from Indonesia.

Enigmonia Iredale, 1918*Enigmonia aenigmatica* Holten, 1803

OF AUTHORS. *Anomia aenigmatica*. VOUCHER MATERIAL. Institute of Oceanology, Hai Phong. Univ. of Fisheries, Nha Trang. – TMMP Coll. Identified by R.N. Kilburn (Hylleberg 2001). LITERATURE. Serène (1937). ION collection, Gulf of Thailand, as *Anomia oenigmatica* (sic) [citing the unavailable Chemnitz]. – Nguyen X. Duc *et al.* (1997) as *Enigmonia aenigmatica* (Sowerby). K.A. Lutaenko (2000). – Nguyen X. Duc (2001) as *Anomia aenigmatica* [citing the unavailable Chemnitz]. REMARKS. D.G. Reid found it at Phu Huu, 25 km north of Nha Trang. On *Avicennia* tree trunks at shrimp farm.

PLACUNIDAE

(previously in Anomiidae)

Placuna Lightfoot in Solander, 1786*Placuna ephippium* (Philippson, 1788)

OF AUTHORS. *Placuna ephippium* (Retzius, 1788). VOUCHER MATERIAL. Institute of Oceanography, Nha Trang. LITERATURE. Nguyen X. Duc *et al.* (1997). Ha Long Bay. REMARKS. R.N. Kilburn found it present at RIA 3.

Placuna lincolnii (Gray, 1849)

LITERATURE. Nguyen Ngo Thach (2020).

Placuna papyracea Lamarck

LITERATURE. Dawydoff (1952), Loaita, Poulo-Condore, and Phuquoc. REMARKS. Status not known. We have only found reference to this taxon in the cited literature.

Placuna placenta (Linnaeus, 1758)

VOUCHER MATERIAL. Institute of Oceanology, Hai Phong. – Research Institute for Aquaculture No. 3. – Univ. of Fisheries, Nha Trang. – University of Natural Science, HCM City. – Crude Oil Safety Center, HCM City. – Fac. of Agriculture, Can Tho University. – TMMP Coll. Identified

by R.N. Kilburn (Hylleberg 2001). LITERATURE. Serène (1937). ION collection, Tonkin # 91. Nguyen X. Duc *et al.* (1997). – Identified by Nguyen Chinh and R.N. Kilburn in Hylleberg (2000). – K.A. Lutaenko (2000). – Nguyen X. Duc (2001) in family Anomidae. REMARKS. R.N. Kilburn found it present at RIA 3.

Placuna sellae (Gmelin, 1791)

VOUCHER MATERIAL. Institute of Oceanology, Hai Phong. – University of Fisheries, Nha Trang. Fac. of Agriculture, Can Tho University. University of Natural Science, HCM City. LITERATURE. Serène (1937). ION collection, Indochine # 774 as *Placuna sellae* Lamarck. Bui Quang Nghi (2000). – K.A. Lutaenko (2000). Nguyen X. Duc (2001) in family Anomidae.

SPONDYLIDAE

Spondylus

Linnaeus, 1758

Spondylus anacanthus Mawe, 1832

VOUCHER MATERIAL. University of Natural Science, HCM City. LITERATURE. Hua Thai Tuyen (1999).

Spondylus barbatus Reeve, 1856

VOUCHER MATERIAL. University of Natural Science, HCM City. LITERATURE. K.A. Lutaenko (2000).

Spondylus candidus Lamarck, 1819

LITERATURE. K.A. Lutaenko (2000).

Spondylus concavus Deshayes

LITERATURE. Dawydoff (1952) REMARKS. Status not known. We have only found reference to this taxon in the cited literature.

Spondylus crassisquamatus Lamarck, 1819

LITERATURE. Dawydoff (1952) as *Spondylus crassisquam* Lamarck REMARKS. Known from the Red Sea.

Spondylus croceus Schreibers, 1793

VOUCHER MATERIAL. Institute of Oceanography, Nha Trang as *Spondylus croceus* Lamarck

Spondylus cruentus Lischke, 1868

VOUCHER MATERIAL. Research Institute of Marine Products. – University of Fisheries, Nha Trang. University of Natural Science, HCM City.

Spondylus cuneus Reeve, 1856

LITERATURE. Nguyen Ngo Thach (2202).

Spondylus ducalis (Röding, 1798)

VOUCHER MATERIAL. Institute of Oceanography, Nha Trang. – Research Institute for Aquaculture No. 3. LITERATURE. Serène (1937). ION collection, Poulo-Condore [citing the unavailable Chemnitz]

Spondylus fragum Reeve, 1856

VOUCHER MATERIAL. Institute of Oceanology, Hai Phong. – Research Institute for Aquaculture No. 3. LITERATURE. Serène (1937). ION collection, Poulo-Condore. – Nguyen X. Duc *et al.* (1997) as *Spondylus fragum* (sic) Reeve. – Nguyen X. Duc (2001). – Nguyen Chinh & Le Ngoc Hoa (2003) as as *Spondylus fracum* (sic). REMARKS. Known from China.

Spondylus imperialis Chenu, 1843

VOUCHER MATERIAL. University of Fisheries, Nha Trang. LITERATURE. Dawydoff (1952) as *Spondylus imperialis* [citing the unavailable Chemnitz]. – K.A. Lutaenko (2000).

Spondylus lamarcki Chenu, 1845

SYNONYM. *Spondylus ducalis lamarckii*. VOUCHER MATERIAL. Research Institute of Marine Products. University of Natural Science, HCM City, as *Spondylus ducalis lamarckii*. LITERATURE. K.A. Lutaenko (2000).

Spondylus multimuricatus Reeve, 1856

LITERATURE. Hua Thai Tuyen (1999).

Spondylus nicobaricus Schreibers, 1793

SYNONYMS. *Spondylus ciliatus* Sowerby, 1847. *Spondylus radians* Lamarck, 1819. VOUCHER MATERIAL. Res. Institute of Marine Products, as *S. radians*. – Inst. of Oceanology, Hai Phong. Res. Inst. for Aquaculture No. 3. – Univ. of Fish., Nha Trang. – Univ. of Nat. Sci., HCM City, as *S. radians*. LITERATURE. Dawydoff (1952), as *Spondylus nicobaricus* Deshayes. Dawydoff (1952) as *Spondylus ciliatus* Deshayes. Nguyen X. Duc *et al.* (1997) as ?*Spondylus nicobaricus* Schreibers. – K.A. Lutaenko (2000). Nguyen X. Duc (2001) as *Spondylus nicobaricus* [citing the unavailable Chemnitz]. – Nguyen Chinh & Le Ngoc Hoa (2003) as *Spondylus nicobaricus* [citing Chemnitz]. REMARKS. R.N. Kilburn found it present at RIA 3. *Spondylus ciliatus* Sowerby, 1847, is presumably a synonym of *S. nicobaricus*.

Spondylus occidens Sowerby, 1903

LITERATURE. Nguyen Ngo Thach (2202).

Spondylus regius (Linnaeus, 1758)

LITERATURE. K.A. Lutaenko (2000).

Spondylus sinensis Schreibers, 1793SYNONYM. *Spondylus costatus* Lamarck, 1819.

Spondylus foliaceus Schreibers, 1793. VOUCHER MATERIAL. Research Institute of Marine Products. Research Institute for Aquaculture No. 3. LITERATURE. Serène (1937): ION collection, las Paracels, Field notes # St. 847 as *Spondylus sinensis* Sowerby. – ION collection, Poulou-Condore, as *Spondylus foliaceus* [citing the unavailable Chemnitz]. – Dawydoff (1952) as *Spondylus costatus*. – Nguyen Chinh & Le Ngoc Hoa (2003) as *Spondylidae* [err. pro *Spondylus*] *costatus*.

Spondylus spinosus (Schreibers, 1793)

SYNONYM. *Spondylus aculeatus* (Schreibers, 1793). VOUCHER MATERIAL. Institute of Oceanography, Nha Trang as *Spondylus aculeatus*. – Research Institute for Aquaculture No. 3, as *Spondylus aculeatus*. – University of Natural Science, HCM City, as *Spondylus aculeatus*. LITERATURE. Dawydoff (1952) as *Spondylus aculeatus* [citing the unavailable Chemnitz]. REMARKS. R.N. Kilburn found it present at RIA 3.

Spondylus squamosus Schreibers, 1793

VOUCHER MATERIAL. Institute of Oceanology, Hai Phong. – University of Fisheries, Nha Trang. LITERATURE. Nguyen X. Duc *et al.* (1997). – Hua Thai Tuyen (1999). – K.A. Lutaenko (2000). Nguyen X. Duc (2001). REMARKS. K.A. Lutaenko (2000) referred to this species as *Spondylus ducalis* by Nguyen Van Chung *et al.* (1988).

Spondylus tenuispinosus Sowerby, 1847

VOUCHER MATERIAL. Institute of Oceanography, Nha Trang. REMARKS. Known from the Pacific.

Spondylus versicolor Schreibers, 1793

LITERATURE. Hua Thai Tuyen (1999).

Spondylus wrightianus Crosse, 1872

VOUCHER MATERIAL. Research Inst. for Aquaculture No. 3. LITERATURE. Dawydoff (1952). Nguyen Chinh & Le Ngoc Hoa (2003) as *Spondylidae* [err. pro *Spondylus*] *wrightianus*. REMARKS. K. Lamprell, in 1998, found it present at RIA 3.

Spondylus zonalis Lamarck, 1819

LITERATURE. Dawydoff (1952). REMARKS. Known from Australia.

Subclass HETERODONTA

Order VENERIDA

CHAMIDAE

Chama Linnaeus, 1758***Chama asperella*** Lamarck, 1819.

SYNONYM. *Chama spinosa* Broderip, 1835. LITERATURE. Dawydoff (1952) as *C. spinosa* Broderip. – K.A. Lutaenko (2000) as *C. spinosa* Broderip. REMARKS. Known from the Red Sea.

Chama dunkeri Lischke, 1870

VOUCHER MATERIAL. Institute of Oceanology, Hai Phong. – Inst. of Oceanography, Nha Trang. Univ. of Natural Science, HCM City. – Fac. of Agriculture, Can Tho University. LITERATURE. Nguyen X. Duc *et al.* (1997). – K.A. Lutaenko (2000). – Nguyen X. Duc (2001) as *Chama dunker* (sic)

Chama fraga Reeve, 1846

OF AUTHORS. *Chama fragum*. VOUCHER MATERIAL. Institute of Oceanology, Hai Phong. LITERATURE. Nguyen X. Duc *et al.* (1997) as *Chama fraga*. K.A. Lutaenko (2000). – Nguyen X. Duc (2001) as *Chama fragum*. REMARKS. Known from China and Japan.

Chama imbricata Broderip, 1835 *non* Lamarck, 1801 = *Chama brassica* Reeve, 1846

VOUCHER MATERIAL. Institute of Oceanography, Nha Trang. LITERATURE. Dawydoff (1952). K.A. Lutaenko (2000). REMARKS. Known from the Pacific. – K.A. Lutaenko (2000) states that due to preoccupation, *Chama imbricata* Broderip, 1835 *non* Lamarck, 1801 is placed into the synonymy of *Chama brassica* Reeve, 1847. However, Habe (1977) assigned authorship of *Chama imbricata* to Lischke, 1870 regarding this species as a distinct.

Chama japonica Lamarck, 1819

SYNONYMS. *Chama aspersa* Reeve, 1846. *Chama fibula* Reeve, 1846. LITERATURE.

Dautzenberg & Fischer (1905b) as *Chama fibula* Reeve, 1846. – Serène (1937). ION coll., Nha Trang, as *Chama fibula* Reeve. – K.A. Lutaenko (2000) as *Chama aspersa* Reeve, 1846.

Chama lazarus Linnaeus, 1758

SYNONYM. *Chama damaecornis* Lamarck, 1819. VOUCHER MATERIAL. Institute of Oceanology, Hai Phong. – Institute of Oceanography, Nha Trang. University of Fisheries, Nha Trang. LITERATURE. Serène (1937): ION collection, Poulo-Condore. ION collection, Poulo-Condore, as *Chama damaecornis*. – Hua Thai Tuyen (1999). – K.A. Lutaenko (2000).

Chama limbula Lamarck, 1819

SYNONYM. *Chama iostoma* (Conrad, 1837). VOUCHER MATERIAL. TMMP Coll. Identified by R.N. Kilburn (Hylleberg 2001). LITERATURE. Identified by R.N. Kilburn in Hylleberg (2000). K.A. Lutaenko (2000) as *Chama iostoma* (Conrad, 1837). REMARKS. Widespread in Indo-Pacific, from South Africa to Hawaii.

Chama lobata Broderip, 1835

LITERATURE. Serène (1937). ION collection, Nha Trang. – Nguyen X. Duc *et al.* (1997). – K.A. Lutaenko (2000). – Nguyen X. Duc (2001). REMARKS. Known from China.

Chama macrophylla Gmelin, 1791

LITERATURE. Serène (1937). ION collection, Annam [citing the non available Chemnitz]. REMARKS. Not in Vietnam. Known from East America.

Chama multisquamosa Reeve, 1846

VOUCHER MATERIAL. Inst. of Oceanology, Hai Phong. LITERATURE. Serène (1937). ION collection, Poulo-Condore. – Lutaenko (2000).

Chama pacifica Broderip, 1835

SYNONYM. *Chama divaricata* Reeve, 1846. VOUCHER MATERIAL. University of Fisheries, Nha Trang. LITERATURE. Dawydoff (1952), Puolo-Condore. – Dawydoff (1952), Ha Long Bay, as *Chama divaricata* Reeve. – Hua Thai Tuyen (1999). ION collection, Con Dao

Chama reflexa Reeve, 1846

OF AUTHORS. *Chama rephlexa*. VOUCHER MATERIAL. University of Natural Science, HCM City. LITERATURE. K.A. Lutaenko (2000).

Chama savignyi Lamy, 1921

LITERATURE. Nguyen Ngo Thach (2002).

Chama semipurpurata Lischke, 1870

VOUCHER MATERIAL. University of Natural Science, HCM City.

Chama sinuosa Broderip, 1835

VOUCHER MATERIAL. Research Institute of Marine Products. REMARKS. Not in Vietnam. Known from East America.

Pseudochama Odhner, 1917

Pseudochama inermis (Dall, 1871)

VOUCHER MATERIAL. University of Fisheries, Nha Trang. REMARKS. Not in Vietnam. Known from West America.

LUCINIDAE

Annotated by John Taylor

Anodontia Link, 1807

Anodontia alba (Linnaeus, 1758)

VOUCHER MATERIAL. University of Fisheries, Nha Trang. REMARKS. Not in Vietnam. Known from America.

Anodontia edentula (Linnaeus, 1758)

OF AUTHORS. *Lucina edentula*. VOUCHER MATERIAL. Institute of Oceanography, Nha Trang. University of Fisheries, Nha Trang. – University of Natural Science, HCM City. – TMMP Coll. Identified by R.N. Kilburn (Hylleberg 2001). LITERATURE. Nguyen X. Duc *et al.* (1997). Identified by R.N. Kilburn in Hylleberg (2000). Nguyen Xuan Duc (2003).

Anodontia philippiana Reeve, 1850

OF AUTHORS. *Lucina philippiana*. VOUCHER MATERIAL. Institute of Oceanology, Hai Phong. Research Institute of Marine Products. LITERATURE. Dawydoff (1952). – Nguyen X. Duc (2001, 2003)

Anodontia pila (Reeve, 1843)

VOUCHER MATERIAL. Research Institute for Aquaculture No. 3. LITERATURE. Serène (1937). ION collection, Poulo-Condore, as *Lucina pila* Reeve. – Identified by R.N. Kilburn in Hylleberg (2000). REMARKS. Known from Australia. R.N. Kilburn found it present at RIA 3.

Anodontia stearnsiana (Oyama, 1954)

LITERATURE. K.A. Lutaenko (2000).

Austriella Tennison–Woods, 1881*Austriella corrugata* (Deshayes, 1843)

OF AUTHORS. *Eamesiella corrugata*. *Lucina corrugata*. VOUCHER MATERIAL. Inst. of Oceanography, Nha Trang. – Research Institute for Aquaculture No. 3. – TMMP Coll. Identified by R.N. Kilburn (Hylleberg 2001). LITERATURE. Nguyen Chinh (1996) as *Lucina philippinarum* Reeve, 1850. – *Austriella corrugata* identified by R.N. Kilburn. as *Eamesiella corrugata* in Hylleberg (2000). – K.A. Lutaenko (2000).

Codakia Scopoli, 1777*Codakia paytenorum* (Iredale, 1927)

VOUCHER MATERIAL. Univ. of Fish., Nha Trang.

Codakia punctata (Linnaeus, 1758)

OF AUTHORS. *Lucina punctata*. VOUCHER MATERIAL. Institute of Oceanology, Hai Phong. Institute of Oceanography, Nha Trang. University of Fisheries, Nha Trang. LITERATURE. Serène (1937). ION collection, Gulf of Thailand, as *Lucina punctata* Linné

Codakia tigerina (Linnaeus, 1758)

OF AUTHORS. *Lucina tigerina*. VOUCHER MATERIAL. Institute of Oceanography, Nha Trang. Research Institute for Aquaculture No. 3. TMMP Coll. Identified by R.N. Kilburn (Hylleberg 2001). LITERATURE. Nguyen X. Duc *et al.* (1997). – Identified by J. Hylleberg in Hylleberg (2000). – K.A. Lutaenko (2000). Nguyen Xuan Duc (2003). REMARKS. R.N. Kilburn found it present at RIA 3.

Codakia venusta Philippi, 1847.

SYNONYM. *Codakia golikovi* Zorina, 1978, possibly of the genus *Lucinisca*. LITERATURE. K.A. Lutaenko (2000). Fig. REMARKS. Known from China. J. Taylor states that *venusta* Philippi, 1847 is the saved [prior] name.

Ctena Mörch, 1860*Ctena divergens* (Philippi, 1849)

OF AUTHORS. *Epicodakia divergens*. *Epicodakia delicatula* (Pilsbry, 1904). *Ctena delicatula*. Genus *Epicodakia* Iredale, 1930. VOUCHER MATERIAL. Research Institute for Aquaculture No.

3. LITERATURE. K.A. Lutaenko (2000) as *Epicodakia delicatula*. REMARKS. R.N. Kilburn found it present at RIA 3. – J. Taylor states that *Epicodakia delicatula* (Pilsbry, 1904) probably is identical with *Ctena divergens* (Philippi, 1849).

Loripes Poli, 1791*Loripes fischeriana* (Issel, 1869)

SYNONYMS. *Pillucina vietnamica* Zorina, 1978. *Lucina vietnamica*. LITERATURE. K.A. Lutaenko (2000) as *Pillucina vietnamica* Zorina, 1978. Identified by R.N. Kilburn. Hylleberg (2000) as *Loripes ?fischeriana*. REMARKS. J. Taylor states that *Pillucina vietnamica* Zorina, 1978 is a synonym of *Loripes fischeriana* (Issel, 1869).

Lucina Bruguière, 1797*Lucina desiderata* Smith, 1885

LITERATURE. K.A. Lutaenko (2000).

**Lucina lamellosa* Smith.

VOUCHER MATERIAL. Institute of Oceanography, Nha Trang. LITERATURE. K.A. Lutaenko (2000) states that “*Lucina lamellosa*” could not be traced. We suggest *Lucina lamellosa* Smith to be = *Lucina lamellata* (Smith, 1881), described as a *Diplodonta*.

Lucina scarlatoi (Zorina, 1978)

OF AUTHORS. *Phacoides scarlatoi*. LITERATURE. K.A. Lutaenko (2000). Fig.

Lucinoma Dall, 1901*Lucinoma adamsiana* Habe, 1958

LITERATURE. K.A. Lutaenko (2000).

Myrtea Turton, 1822*Myrtea fabula* (Reeve, 1850)

OF AUTHORS. Subgenus (*Notomyrtea*). LITERATURE. Identified by R.N. Kilburn in Hylleberg (2000). REMARKS. Known from China.

Myrtea soyoae (Habe, 1951)

OF AUTHORS. *Alucinoma soyoae*. *Notomyrtea soyoae*. VOUCHER MATERIAL. Crude Oil Safety Center, HCM City.

FIMBRIIDAE

Fimbria
Mühlfeld, 1811

Fimbria fimbriata Linnaeus, 1758

OF AUTHORS. *Corbis fimbriata* Cuv. LITERATURE. Dawydoff (1952) as *Corbis fimbriata* Cuv.

Fimbria soverbiii Reeve, 1842

OF AUTHORS. *Corbis sowerbyi* Reeve. *Fimbria sowerbyi*. *Fimbria souverbii* Reeve, 1841. SYNONYMS. *Corbis elegans* Deshayes. *Fimbria elegans*. LITERATURE. Serène (1937): ION collection, Cochinchine, as *Corbis sowerbyi* Reeve. – ION collection, Annam # 777; Field notes # 92 as *Corbis elegans* Deshayes. REMARKS. Known from the West Pacific.

THYASIRIDAE

Leptaxinus
Verrill in Bush, 1898

Leptaxinus rotundata (Yokoyama, 1926)

VOUCHER MATERIAL. Crude Oil Safety Center, HCM City.

UNGULINIDAE

Cycladicama Valenciennes
in Rousseau, 1854

Cycladicama cumingi (Hanley, 1844)

OF AUTHORS. *Joannisiella cumingi*. VOUCHER MATERIAL. Institute of Oceanology, Hai Phong. LITERATURE. Nguyen Xuan Duc (2003).

Cycladicama oblonga (Hanley, 1856)

OF AUTHORS. *Joannisiella oblonga*. VOUCHER MATERIAL. Institute of Oceanology, Hai Phong. Research Institute for Aquaculture No. 3. TMMP Coll. Identified by R.N. Kilburn (Hylleberg 2001). LITERATURE. Nguyen X. Duc *et al.* (1997). – Nguyen X. Duc (2001) as *Juanniciella* (sic) *oblonga*. – Nguyen Xuan Duc (2003) as *Cycladicama oblonga*. REMARKS. R.N.

Kilburn found it present at RIA 3.

Cycladicama subquadrata (Hedley, 1915)

VOUCHER MATERIAL. TMMP Coll. Identified by R.N. Kilburn (Hylleberg 2001). REMARKS. Not to be confused with *Diplodonta subquadrata* Carpenter, 1856 described from West America.

Diplodonta
Bronn, 1831

Diplodonta gurjanovae Zorina, 1978

LITERATURE. K.A. Lutaenko (2000). Fig. REMARKS. Known from China.

Diplodonta lamyi Prashad, 1932

LITERATURE. K.A. Lutaenko (2000).

Diplodonta oblongata (Hanley, 1844)

LITERATURE. K.A. Lutaenko (2000).

Diplodonta scalpta Smith, 1885

VOUCHER MATERIAL. Institute of Oceanography, Nha Trang.

Diplodonta subgranulosa Smith, 1885

VOUCHER MATERIAL. Institute of Oceanography, Nha Trang. – Crude Oil Safety Center, HCM City.

Felaniella
Récluz, 1851

Felaniella usta (Gould, 1861)

LITERATURE. Identified by R.N. Kilburn in Hylleberg (2000).

GALEOMMATIDAE

Scintilla
Deshayes, 1855

Scintilla blaisei Dautzenberg & Fischer, 1905

LITERATURE. Dautzenberg & Fischer (1905a). REMARKS. Status not known. We have only found reference to this taxon in the cited literature.

Scintilla hyalina Deshayes, 1856

LITERATURE. K.A. Lutaenko (2000).

Scintilla vitrea (Quoy & Gaimard, 1856)

VOUCHER MAT. Crude Oil Safety Center, HCM City. REMARKS. Known from China and Japan.

LEPTONIDAE

Platomysia
Habe, 1951

Platomysia rugata (Habe, 1951)

VOUCHER MATERIAL. Crude Oil Safety Center,
HCM City.

MONTACUTIDAE

Curvemysella
Habe, 1959

Curvemysella paula (A. Adams, 1856)

SYNONYM. *Montacuta arcuata* (A. Adams).
VOUCHER MATERIAL. Institute of Oceanology, Hai
Phong, as *Montacuta arcuata*. LITERATURE.
Nguyen Xuan Duc (2003) as *Montacuta*
(*Mysella*) *arcuata*.

Curvemysella (?) *sibogai* (Prashad, 1932)

OF AUTHORS. *Montacuta sibogai* Prashad, 1932.
VOUCHER MATERIAL. Institute of Oceanology, Hai
Phong. LITERATURE. Nguyen Xuan Duc (2003)
as *Montacuta* (*Mysella*) *sibogei* (sic).

Fronsella
Laseron, 1956

Fronsella ohshimai (Habe, 1958)

VOUCHER MATERIAL. Crude Oil Safety Center,
HCM City.

Montacuta
Turton, 1822

Montacutona olivacea Habe, 1959

OF AUTHORS. Subgenus (*Montacutona*).
SYNONYMS. *Mysella mutsuwanensis* (Yamamoto
et Habe, 1959). *Montacutona ceriantha* Ponder,
1971. LITERATURE. K.A. Lutaenko (2000).
REMARKS. K.A. Lutaenko (2000) maintained that
this species has been known only from Japan.
Confirmation of ID is needed.

CARDITIDAE

Beguina Röding, 1798

Beguina semiorbiculata Linnaeus, 1758

OF AUTHORS. *Cardita semiorbiculata*.
Mytilicardia semiorbiculata. *Mytilicardita*
semiorbiculata. VOUCHER MATERIAL. Institute of
Oceanography, Nha Trang. LITERATURE. Serène
(1937). ION collection, Poulo-Condore, as
Cardita semiorbiculata Lamarck. ION
collection, Indochine, # 125; Field notes # 92
as *Mytilicardia semiorbiculata* Linné. – Hua
Thai Tuyen (1999). – K.A. Lutaenko (2000).

Cardita Bruguière, 1789

Cardita crassicosta (Lamarck, 1819)

VOUCHER MATERIAL. Institute of Oceanography,
Nha Trang. – University of Fisheries, Nha Trang.

Cardita leana Dunker, 1860

SYNONYM. *Cardita cumingiana* Dunker, 1860.
VOUCHER MATERIAL. Institute of Oceanology, Hai
Phong, as *Cardita cumingiana* Dunker.
University of Natural Science, HCM City.
LITERATURE. Nguyen Xuan Duc (2003) as
Cardita cumingiana.

Cardita variegata Bruguière, 1789

VOUCHER MATERIAL. Institute of Oceanology, Hai
Phong. – Institute of Oceanography, Nha Trang.
Research Institute for Aquaculture No. 3.
University of Fisheries, Nha Trang. – University
of Natural Science, HCM City. – Fac. of
Agriculture, Can Tho University. – TMMP Coll.
Identified by R.N. Kilburn (Hylleberg 2001).
LITERATURE. Serène (1937). ION collection,
Thailand. – Identified by J. Hylleberg in
Hylleberg (2000). – Nguyen X. Duc *et al.*
(1997). – Hua Thai Tuyen (1999). – K.A.
Lutaenko (2000). – Nguyen X. Duc (2001,
2003). REMARKS. R.N. Kilburn found it present
at RIA 3.

Carditella Smith, 1881

Carditella rugosa Sowerby, 1892

OF AUTHORS. *Cardita rugosa*. VOUCHER MATERIAL.

University of Natural Science, HCM City as *Cardita rugosa*. REMARKS. Not in Vietnam. Known from South Africa.

Carditellona
Iredale, 1936

Carditellona hanzawai (Nomura, 1933)

OF AUTHORS. *Carditella hanzawai*. VOUCHER MATERIAL. Crude Oil Safety Center, HCM City as *Carditellona hanzawai*. REMARKS. Known from China and Japan.

Carditellopsis
Iredale, 1936

Carditellopsis toneana (Yokoyama, 1922)

OF AUTHORS. *Choniocardia toneana*. VOUCHER MATERIAL. Crude Oil Safety Center, HCM City.

Glans
Muehlfeld, 1811

Glans radula (Reeve, 1833)

OF AUTHORS. *Cardita radula* Reeve, 1833. LITERATURE. Serène (1937). ION collection, Poulo-Condore. REMARKS. Not in Vietnam. Known from West America.

Megacardita Sacco, 1899

Megacardita ferruginosa

(Adams & Reeve, 1850)

OF AUTHORS. *Venericardia ferruginosa*. LITERATURE. K.A. Lutaenko (2000).

CRASSATELLIDAE

Bathytormus Stewart, 1930

Bathytormus foveolatus (Sowerby, 1842)

OF AUTHORS. *Ctenocrassatella foveolatus*. LITERATURE. K.A. Lutaenko (2000).

Bathytormus radiata (Sowerby, 1825)

OF AUTHORS. *Crassatella radiata*. VOUCHER MATERIAL. Institute of Oceanography, Nha Trang.

Eucrassatella Iredale, 1924

Eucrassatella nana (Adams & Reeve, 1850)

OF AUTHORS. *Crassatellites nanus*. *Nipponocrassatella nana*. VOUCHER MATERIAL. Institute of Oceanology, Hai Phong. LITERATURE. Nguyen X. Duc *et al.* (1997). – K.A. Lutaenko (2000). Nguyen X. Duc (2001) as *Crassatellites nanus* (sic). – Nguyen Xuan Duc (2003) as *Eucrassatella nana*.

CARDIIDAE

Annotated by Jacques Vidal

Afrocardium Tomlin, 1931

Afrocardium richardi (Audoin, 1827)

OF AUTHORS. *Afrocardium carditaeforme* (Reeve, 1845). *Cardium carditaeforme*. *Fragum carditaeforme*. SYNONYMS. *C. arabicus* Issel, 1869. *C. carditaeforme* Reeve, 1845. *C. crenelloides* Melvill, 1909. *C. ebaranum* Yokoyama, 1927. *C. euglyptum* Sowerby, 1914. *C. rubescens* Smith, 1911. *C. sheptonense* Tomlin, 1931. *C. skeeti* Hedley, 1906. LITERATURE. K.A. Lutaenko (2000). REMARKS. Synonyms according to J. Vidal.

Acrosterigma Dall, 1900

Acrosterigma attenuatum (Sowerby, 1841)

Plate 2, fig. 1.

OF AUTHORS. *Cardium attenuatum*. *Vasticardium attenuatum*. *Laevicardium attenuatum*. VOUCHER MATERIAL. Institute of Oceanography, Nha Trang. Research Institute for Aquaculture No. 3. TMMP Coll. Identified by J. Hylleberg (Hylleberg 2001). LITERATURE. Identified by R.N. Kilburn, D.G. Reid, J. Hylleberg, and J. Vidal in Hylleberg (2000). – Nguyen Chinh & Le Ngoc Hoa (2003) as *Acrosterigma attenuatum* (sic). REMARKS. J. Hylleberg found *V. attenuatum* present at ION, Nha Trang. – J. Vidal found it present at RIA 3. – D.G. Reid found it trawled by fishermen, 10–20 m, nearshore Luong Son, 15 km north of Nha Trang.

Acrosterigma biradiatum (Bruguière, 1789)

OF AUTHORS. *Cardium biradiatum*. *Laevicardium biradiatum*. VOUCHER MATERIAL. Institute of Oceanography, Nha Trang. – University of Natural Science, HCM City. LITERATURE. K.A. Lutaenko (2000).

Acrosterigma impolitum (Sowerby, 1833)

OF AUTHORS. *Cardium impolitum*. VOUCHER MATERIAL. Institute of Oceanology, Hai Phong.

Acrosterigma leucostoma (Born, 1780)

OF AUTHORS. *Cardium leucostoma*. *C. marmoreum*. *C. subelongatum*. SYNONYM. *Acrosterigma magnum* (Linnaeus, 1758). VOUCHER MATERIAL. Institute of Oceanography, Nha Trang. LITERATURE. Serène (1937). ION collection, Poulo-Condore, as *Cardium leucostoma* (sic) Born. REMARKS. Not in Vietnam. J. Hylleberg states that the type specimen of Born's *leucostoma* is labelled Singapore, but the label it is not original; *leucostoma* is generally considered to be an American–Caribbean species. J. Hylleberg identified the ION species as belonging to the *Vasticardium elongatum* complex.

Acrosterigma maculosum (Wood, 1815)

OF AUTHORS. *Cardium maculosum*. SYNONYMS. *Cardium arenicolum* Reeve, 1845. *Acrosterigma arenicola*. *Vasticardium arenicola*. *C. multistriatum*. VOUCHER MATERIAL. Research Inst. for Aquaculture No. 3 as *C. maculosum*. – Univ. of Fisheries, Nha Trang as *C. arenicolum*. TMMP Coll. Identified by J. Hylleberg (Hylleberg 2001) as *Acrosterigma maculosum*. TMMP Coll. Identified by J. Hylleberg (Hylleberg 2001). LITERATURE. K.A. Lutaenko (2000). – Identified by J. Vidal in Hylleberg (2000). REMARKS. J. Vidal found it present at RIA 3. Synonyms according to J. Vidal.

Acrosterigma variegatum (Sowerby, 1840)

SYNONYM. *Cardium variegatum* Sowerby. VOUCHER MATERIAL. Institute of Oceanology, Hai Phong. – TMMP Coll. Identified by J. Hylleberg (Hylleberg, 2001).

Cardium Linnaeus, 1758***Cardium costatum*** Linnaeus, 1758

VOUCHER MATERIAL. University of Natural

Science, HCM City, as *Frigidocardium costatum*. REMARKS. Not in Vietnam. It is known only from West Africa.

Ciliatocardium Kafanov, 1974***Ciliatocardium ciliatum*** (Fabricius, 1780)

VOUCHER MATERIAL. University of Natural Science, HCM City. REMARKS. Not in Vietnam. It is known only from the Arctic.

Corculum Röding, 1798***Corculum cardissa*** (Linnaeus, 1758)

OF AUTHORS. *Cardium cardissa*. SYNONYM. *Hemicardium junoniae* Lamarck. VOUCHER MATERIAL. Institute of Oceanography, Nha Trang. LITERATURE. Dawydoff (1952) as *Hemicardium junoniae* Lamk. REMARKS. J. Hylleberg found *C. cardissa* present at ION, Nha Trang.

****Corculum rotulum*** (Linnaeus).

LITERATURE. Nguyen X. Duc *et al.* (1997). Nguyen X. Duc (2001, 2003). REMARKS. This name does not exist.

Ctenocardia H. & A. Adams, 1857***Ctenocardia festivum*** (Deshayes, 1855)

OF AUTHORS. *Microfragum festivum*. Remarks. J. Vidal states that 2 valves from Ile Tré are deposited in the Collection Saurin at MNHN, Paris.

Ctenocardia fornicatum (Sowerby, 1840)

OF AUTHORS. *Cardium fornicatum*. VOUCHER MATERIAL. Institute of Oceanography, Nha Trang. Univ. of Fisheries, Nha Trang. – TMMP Coll. Identified by J. Hylleberg (Hylleberg 2001).

Ctenocardia perornatum (Iredale, 1929)

Plate 2, fig. 2.

OF AUTHORS. *Cardium perornatum*. *Fragum perornatum*. SYNONYMS. *Ctenocardia imbricatum* (Sowerby, 1834). *Cardium imbricatum*. *Corculum imbricatum*. *Hemicardium imbricatum*. *Ctenocardium hystrix* (Reeve). *Ctenocardium virgo* (Reeve). VOUCHER MATERIAL. Institute of Oceanology, Hai Phong. LITERATURE. Identified by J. Vidal and J. Hylleberg in

Hylleberg (2000). – K.A. Lutaenko (2000). Nguyen Xuan Duc (2003) as *Fragum perornatum*. REMARKS. J. Hylleberg maintained that *Cardium imbricatum* Sowerby is a homonym of *Cardium imbricatum* Born, which is identical to *Fragum fragum* Linnaeus, 1758. *Ctenocardia perornatum* is the valid name for this species. J. Vidal informed that *C. perornatum* from Quinhon is deposited in the Coll. Saurin at MNHN, Paris. Synonyms according to J. Vidal.

Ctenocardia translatum (Prashad, 1932)

REMARKS. J. Vidal states that 1 valve from Quinhon is deposited in the Collection Saurin at MNHN, Paris.

Fragum Röding, 1798

Fragum fragum (Linnaeus, 1758)

OF AUTHORS. *Cardium fragum*. *Hemicardium fragum*. VOUCHER MATERIAL. Institute of Oceanography, Nha Trang. – Univ. of Natural Science, HCM City. – TMMP Coll. Identified by J. Hylleberg (Hylleberg 2001). LITERATURE. Dawydoff (1952) as *Hemicardium fragum* Linné

Fragum scruposum (Deshayes, 1855)

OF AUTHORS. *Cardium scruposum*. SYNONYMS. *Fragum bannoi* (Otuka, 1937). *Fragum carinatum* (Lyngé, 1909). VOUCHER MATERIAL. University of Natural Science, HCM City as *Fragum carinatum* (Lyngé, 1909). – TMMP Coll. Identified by J. Vidal (Hylleberg 2001). LITERATURE. Nguyen X. Duc *et al.* (1997), Ha Long Bay as *Fragum bannoi*. Identified by J. Vidal in Hylleberg (2000). Nguyen X. Duc (2001) as *Fragum carinatum* (Lyngé, 1909). Nguyen Xuan Duc (2003) as *Fragum bannoi*. Nguyen X. Duc (2003) as *Fragum carinatum*.

Fragum sueziense (Issel, 1869)

OF AUTHORS. *Cardium sueziense*. *Parvicardium sueziense* (Issel, 1869). Genus *Parvicardium* Monterosato, 1884. VOUCHER MATERIAL. TMMP Coll. Identified by J. Hylleberg (Hylleberg 2001) as *Parvicardium sueziense*. LITERATURE. Identified by J. Vidal in Hylleberg (2000) as *Parvicardium sueziense* (Issel, 1869).

Fragum unedo (Linnaeus, 1758)

OF AUTHORS. *Cardium unedo*. VOUCHER MATERIAL. Research Institute for Aquaculture No. 3.

Institute of Oceanography, Nha Trang. University of Fisheries, Nha Trang. – University of Natural Science, HCM City. – TMMP Coll. Identified by J. Hylleberg (Hylleberg 2001). LITERATURE. Serène (1937). ION collection, Gulf of Thailand, as *Cardium unedo* Linné.

Identified by J. Vidal and J. Hylleberg in Hylleberg (2000). – K.A. Lutaenko (2000). REMARKS. J. Hylleberg found *F. unedo* present at ION, Nha Trang. – J. Vidal found it present at RIA 3.

Fulvia Gray, 1853

Fulvia aperta (Brugière, 1789)

Plate 2, fig. 3.

OF AUTHORS. *Cardium apertum*. SYNONYMS. *Cardium bullatum* Linn., 1758. *Cardium rugatum* Dillwyn, 1817. *Vepricardium rugatum*. VOUCHER MATERIAL. Research Institute for Aquaculture No. 3. – Crude Oil Safety Center, HCM City. – TMMP Coll. Identified by J. Hylleberg (Hylleberg 2001). LITERATURE. Nguyen X. Duc *et al.* (1997). – Nguyen X. Duc (2001) as *Cardium rugatum*. – Nguyen Xuan Duc (2003) as *Vepricardium rugatum*. REMARKS. J. Vidal found it present at RIA 3.

Fulvia australis (Sowerby, 1834)

Plate 2, fig. 4.

OF AUTHORS. *Cardium australis*. SYNONYM. *Cardium pulchrum* Reeve. VOUCHER MATERIAL. Research Institute for Aquaculture No. 3. Institute of Oceanography, Nha Trang. University of Natural Science, HCM City. Crude Oil Safety Center, HCM City. – TMMP Coll. Identified by J. Hylleberg (Hylleberg 2001). LITERATURE. Serène (1937). ION collection, Poulo-Condore, as *Cardium pulchrum* Reeve. – Identified by D.G. Reid, J. Vidal and J. Hylleberg in Hylleberg (2000). Nguyen Chinh & Le Ngoc Hoa (2003) as *Fulvia austras* (sic). REMARKS. J. Hylleberg found *F. australis* present at ION, Nha Trang. – J. Vidal found it present at RIA 3.

Fulvia hungerfordi (Sowerby, 1901)

OF AUTHORS. *Cardium hungerfordi*. VOUCHER MATERIAL. Institute of Oceanology, Hai Phong. Crude Oil Safety Cent., HCM City. LITERATURE.

Plate 2
by Hylleberg
Scale bar = 1 cm



1

Acrosterigma attenuatum



2

Ctenocardia perornatum



3

Fulvia aperta



5

Lunulocardia "retusa"



4

Fulvia australis



7

Nemocardium exasperatum




6

Lyrocardium lyratum



8

Plagiocardium setosum



9

Vasticardium angulatum

Plate 3
by Hylleberg



10

Vastocardium elongatum



11

Vastocardium elongatum wilsoni



12

Vastocardium fidele



13a

Vastocardium flavum subrugosum



13b

Plate 4
by Hylleberg



14a

Vasticardium orbita philippinense



15a




15b



15c

Vasticardium pectiniforme



14b



16

Vasticardium rubicundum

Plate 5
by Hylleberg



Vepricardium asiaticum

17



18a

Vepricardium coronatum




18b



19a

Vepricardium incarnatum



19b



20

Vepricardium multispinosum



21

Vepricardium sinense

Nguyen X. Duc *et al.* (1997). – K.A. Lutaenko (2000). Nguyen X. Duc (2001, 2003)

Fulvia scalata (Vidal, 1994)

REMARKS. J. Vidal informed that 3 valves from “Sainson”? are deposited in the Collection Saurin at MNHN, Paris.

Fulvia undatopicta (Pilsbry, 1904)

OF AUTHORS. *Laevicardium undatopictum*. SYNONYM. *Cardium hungerfordi undatopictum* Pilsbry, 1904. VOUCHER MATERIAL. TMMP Coll. Identified by J. Hylleberg (Hylleberg 2001). LITERATURE. Identified by J. Vidal in Hylleberg (2000). – K.A. Lutaenko (2000).

Laevicardium Swainson, 1840

Laevicardium multipunctatum (Sowerby, 1834)

OF AUTHORS. *Cardium multipunctatum*. *Discors multipunctatum*. VOUCHER MATERIAL. Institute of Oceanology, Hai Phong. – Univ. of Fisheries, Nha Trang. LITERATURE. Dawydoff (1952). K.A. Lutaenko (2000). – Nguyen Xuan Duc (2003) as *Cardium multipunctatum*. REMARKS. D.G. Reid found it trawled by fishermen, 10–20 m, nearshore Cua Be, Nha Trang.

Lunulicardia Gray, 1853

Lunulicardia retusa (Linnaeus, 1758)

Plate 2, fig. 5.

OF AUTHORS. *Cardium retusum*. *Corculum retusum*. *Hemicardium retusum*. VOUCHER MATERIAL. Institute of Oceanology, Hai Phong. Research Institute for Aquaculture No. 3. University of Fisheries, Nha Trang. LITERATURE. Dawydoff (1952) as *Hemicardium retusum* Linné. REMARKS. J. Vidal found it present at RIA 3. – Collected at north end of My Khe Beach, Danang. 4 August 2001. Fishermen’s sorting area on beach. From drag nets or inshore trawling. Leg. D.G. Reid.

Lunulicardia subretusum (Sowerby, 1834)

OF AUTHORS. *Cardium subretusum*. *Lunulicardia subretusa*. SYNONYM. Possibly *Lunulicardia retusum* (Linnaeus, 1767). VOUCHER MATERIAL. Institute of Oceanography, Nha Trang. University of Natural Science, HCM City. TMMP Coll. Identified by J. Hylleberg

(Hylleberg 2001). LITERATURE. Identified by J. Vidal in Hylleberg (2000). – K.A. Lutaenko (2000). REMARKS. J. Hylleberg maintains that the status of this species is still debated. Some malacologists consider it a junior synonym of *Lunulicardia retusa* (Linnaeus, 1758). *L. subretusum* is present at ION, Nha Trang.

Lyrocardium Meek, 1876

Lyrocardium pectinatum (Linnaeus, 1758)

OF AUTHORS. *Cardium pectinatum* Linnaeus, 1758. *Laevicardium pectinatum* (Linné). SYNONYMS. *Cardium aeolicum* Born, 1787. LITERATURE. Dawydoff (1952) as *Laevicardium pectinatum* (Linné) [misidentified]. REMARKS. Not in Vietnam. *Cardium pectinatum* is a senior synonym of *Cardium aeolicum* Born, 1787, which is a West African species. The S.E. Asian species is *Lyrocardium lyratum*.

Lyrocardium lyratum (Sowerby, 1834)

Plate 2, fig. 6.

OF AUTHORS. *Cardium lyratum*. *Nemocardium lyratum*. VOUCHER MATERIAL. Institute of Oceanography, Nha Trang. – University of Natural Science, HCM City. – TMMP Coll. Identified by Nguyen N. Thach (Hylleberg 2001). REMARKS. A complete specimen collected by Nguyen Thach was donated to the TMMP Coll. J. Hylleberg found *N. lyratum* present at ION, Nha Trang.

Nemocardium Meek, 1876

Nemocardium exasperatum (Sowerby, 1838)

Plate 2, fig. 7.

OF AUTHORS. *Cardium exasperatum*. *Microcardium exasperatum*. VOUCHER MATERIAL. Institute of Oceanology, Hai Phong. – Institute of Oceanography, Nha Trang. – Crude Oil Safety Center, HCM City. – TMMP Coll. Identified by J. Hylleberg (Hylleberg 2001). LITERATURE. K.A. Lutaenko (2000). – LITERATURE. Nguyen Xuan Duc (2003) as *Microcardium exasperatum*. REMARKS. J. Hylleberg found *N. exasperatum* present at ION, Nha Trang.

Nemocardium torresi (Smith, 1885)

OF AUTHORS. *Cardium torresi*. *Microcardium*

torresi. VOUCHER MATERIAL. Institute of Oceanology, Hai Phong. LITERATURE. Nguyen Xuan Duc (2003) as *Microcardium torresi*.

Plagiocardium
Cossmann, 1886

Plagiocardium mansitii (Otuka, 1937)

OF AUTHORS. *Cardium mansitii*. *Maoricardium mansitii*. SYNONYM. *Maoricardium fraseri* Garrard, 1963. VOUCHER MATERIAL. Institute of Oceanology, Hai Phong. LITERATURE. Nguyen Xuan Duc (2003) as *Maoricardium mansitii*.

Plagiocardium setosum (Redfield, 1848)

Plate 2, fig. 8.

OF AUTHORS. *Cardium setosum*. *Vepricardium setosum*. Genus *Maoricardium* Marwick, 1944. SYNONYM. *Cardium latum* Born, 1778. *Maoricardium latum*. VOUCHER MATERIAL. Institute of Oceanology, Hai Phong. – University of Fisheries, Nha Trang as *C. latum*. – Institute of Oceanography, Nha Trang. – TMMP Coll. Identified by J. Hylleberg (Hylleberg 2001). LITERATURE. Serène (1937). ION collection, Gulf of Thailand, as *Cardium latum* Born – Nguyen X. Duc *et al.* (1997) as *Vepricardium setosum* (Redfield). – Nguyen X. Duc (2001) as *Cardium latum*. – Identified by J. Vidal and J. Hylleberg in Hylleberg (2000). – Nguyen Xuan Duc (2003) as *Vepricardium setosum*. – Nguyen Xuan Duc (2003) as *Cardium latum*. REMARKS. J. Hylleberg found *P. setosum* present at ION, Nha Trang. J. Hylleberg maintained that several synonyms have been proposed. *Maoricardium latum* is a synonym of *Maoricardium setosum* according to J. Vidal.

Vasticardium Iredale, 1927

Vasticardium angulatum (Lamarck, 1819)

Plate 2, fig. 9.

OF AUTHORS. *Acrosterigma angulatum*. *Cardium angulatum*. *Trachycardium angulatum*. SYNONYMS. *Cardium alternatum*. *Trachycardium alternatum*. VOUCHER MATERIAL. Institute of Oceanography, Nha Trang. – TMMP Coll. ID by J. Hylleberg (Hylleberg 2001). LITERATURE.

Bui Quang Nghi (2000) as *Trachycardium angulatum*. REMARKS. J. Hylleberg found *V. angulatum* present at ION, Nha Trang

Vasticardium elongatum (Bruguière, 1789)

Plate 3, fig. 10.

OF AUTHORS. *Acrosterigma elongatum*. *Cardium elongatum*. *Trachycardium elongatum*. VOUCHER MATERIAL. Research Institute for Aquaculture No. 3. – TMMP Coll. Identified by J. Hylleberg (Hylleberg 2001). LITERATURE. Bui Quang Nghi (2000) as *Trachycardium elongatum*. Identified by J. Vidal and J. Hylleberg in Hylleberg (2000). REMARKS. J. Vidal found it present at RIA 3.

Vasticardium elongatum enode (Sowerby, 1841)

OF AUTHORS. *Cardium enode*. *Acrosterigma enode*. *Vasticardium elongatum enode*. LITERATURE. K.A. Lutaenko (2000). REMARKS. Vidal (1993) downgraded *Vasticardium enode* (Sowerby, 1841) to be a subspecies of *Vasticardium elongatum* (Bruguière, 1789)

Vasticardium elongatum wilsoni

(Voskuil & Onverwagt, 1991)

Plate 3, fig. 11.

OF AUTHORS. *Trachycardium wilsoni*. *Acrosterigma elongatum wilsoni*. LITERATURE. Nguyen Ngo Thach (2002) as *Trachycardium wilsoni* (Voskuil & Onverwagt, 1991).

Vasticardium fidele (Vidal, 1992)

Plate 3, fig. 12.

VOUCHER MATERIAL. TMMP Coll. Identified by J. Hylleberg (Hylleberg 2001). LITERATURE. Identified by J. Vidal in Hylleberg (2000).

Vasticardium flavum (Linnaeus, 1758)

OF AUTHORS. *Cardium flavum*. *Acrosterigma flavum*. *Trachycardium flavum*. VOUCHER MATERIAL. Institute of Oceanology, Hai Phong. University of Natural Science, HCM City. LITERATURE. Nguyen X. Duc *et al.* (1997) as ?*Trachycardium flavum* (Linnaeus). – K.A. Lutaenko (2000). – Nguyen X. Duc (2001) as *Cardium flavum*. REMARKS. Check of identifications needed because of probable mix up of *Vasticardium subrugosum* (Sowerby) and *Vasticardium pectiniforme* (Born).

Vasticardium flavum dupuchense (Reeve, 1845)

OF AUTHORS. *Cardium dupuchense*. LITERATURE. Serène (1937). ION collection, Gulf of Thailand, as *Cardium dupuchense* Reeve

Vasticardium flavum subrugosum

(Sowerby, 1838)

Plate 3, figs. 13 a,b. Two individuals.

OF AUTHORS. *Cardium subrugosum*. VOUCHER MATERIAL. Research Institute for Aquaculture No. 3. – J. Hylleberg coll. & identification. LITERATURE. Identified by R.N. Kilburn, J. Hylleberg, and J. Vidal in Hylleberg (2000). REMARKS. J. Hylleberg found *V. flavum subrugosum* present at ION, Nha Trang. J. Vidal found it present at RIA 3.

Vasticardium orbita philippinense (Hedley, 1899)

Plate 4, figs. 14 a,b. Outer and inner views.

VOUCHER MATERIAL. RV of a complete specimen collected by Nguyen N. Thach was donated to the TMMP Coll. REMARKS. Range extension. New record for Vietnam.

Vasticardium pectiniforme (Born, 1778)

Plate 4, figs. 15 a,b,c. Three individuals.

OF AUTHORS. *Cardium pectiniforme*. *Cardium flavum*. VOUCHER MATERIAL. Research Institute for Aquaculture No. 3. – University of Fisheries, Nha Trang. – TMMP Coll. Identified by J. Hylleberg (Hylleberg 2001). LITERATURE. Serène (1937). ION collection, Thailand, as *Cardium pectiniforme* Born. – Identified by J. Hylleberg and J. Vidal in Hylleberg (2000). REMARKS. J. Hylleberg found *V. pectiniforme* present at ION, Nha Trang. – J. Vidal found it present at RIA 3.

Vasticardium rubicundum (Reeve, 1845)

Plate 4, fig. 16.

OF AUTHORS. *Cardium rubicundum*. Synonyms. *Vasticardium compunctum* (Kira, 1955). *Vasticardium kengaluorum* (Voskuil & Onverwagt, 1992). VOUCHER MATERIAL. Research Institute for Aquaculture No. 3. LITERATURE. Nguyen Chinh & Le Ngoc Hoa (2003). REMARKS. J. Vidal found it present at RIA 3.

Vepricardium

Iredale, 1929

Vepricardium asiaticum (Bruguière, 1789)

Plate 5, fig. 17.

OF AUTHORS. *Cardium asiaticum*. SYNONYM. *Vepricardium mirabile* (Deshayes). VOUCHER MATERIAL. Institute of Oceanology, Hai Phong. Research Institute for Aquaculture No. 3.

TMMP Coll. Identified by J. Hylleberg (Hylleberg 2001). LITERATURE. Identified by D.G. Reid, J. Hylleberg, and J. Vidal in Hylleberg (2000). – Nguyen Xuan Duc (2003) as *Cardium asiaticum*. REMARKS. J. Vidal found *V. asiaticum* present at RIA 3. – Collected at north end of My Khe Beach, Danang, 4 August 2001. Fishermen's sorting area on beach. From drag nets or inshore trawling. Leg. D.G. Reid as *Vepricardium mirabile* (Deshayes). From Luong Son, 15 km N Nha Trang, 7 August 2001. Trawled by fishermen, 10–20 m, nearshore.

Vepricardium coronatum

(Spengler in Schröter, 1786)

Plate 5, figs. 18 a,b. Outer and inner views.

OF AUTHORS. *Cardium coronatum*. SYNONYM. *Vepricardium fimbriatum* Wood. VOUCHER MATERIAL. Institute of Oceanology, Hai Phong. Institute of Oceanography, Nha Trang. University of Fisheries, Nha Trang. – TMMP Coll. Identified by J. Hylleberg (Hylleberg 2001). LITERATURE. – Serène (1937). ION collection, Gulf of Thailand, as both *Cardium fimbriatum* Wood and *Cardium coronatum* (Spengler) Schröter. – Dautzenberg & Fischer (1906) as *Cardium coronatum* (Spengler sic) Schröter, 1786. – Nguyen X. Duc *et al.* (1997). – Identified by J. Vidal, J. Hylleberg, and D.G. Reid in Hylleberg (2000). – K.A. Lutaenko (2000). – Nguyen X. Duc (2001) as *Cardium coronatum*. – Nguyen Xuan Duc (2003) as *Vepricardium coronatum*. REMARKS. J. Hylleberg found *V. coronatum* present at ION, Nha Trang

Vepricardium incarnatum (Reeve, 1844)

Plate 5, figs. 19 a,b. Outer and inner views.

REMARKS. A complete specimen collected by Nguyen N. Thach was donated to the TMMP Coll. Identified by J. Vidal. The record is a range extension.

Vepricardium multispinosum (Sowerby, 1838)

Plate 5, fig. 20.

OF AUTHORS. *Cardium multispinosum*. VOUCHER MATERIAL. Research Institute for Aquaculture No. 3. – TMMP Coll. Identified by J. Hylleberg (Hylleberg 2001). LITERATURE. Nguyen X. Duc *et al.* (1997). – Identified by R. Kilburn, J. Hylleberg, and J. Vidal in Hylleberg (2000). K.A. Lutaenko (2000). – Nguyen X. Duc (2001)

as *Cardium multispinosum*. – Nguyen Xuan Duc (2003) as *Vepricardium multispinosum*. REMARKS. J. Hylleberg found *V. multispinosum* present at ION, Nha Trang. – J. Vidal found it present at RIA 3.

***Vepricardium sinense* (Sowerby, 1840)**

Plate 5, fig. 21.

OF AUTHORS. *Cardium sinense*. VOUCHER MAT. Institute of Oceanology, Hai Phong. – Institute of Oceanography, Nha Trang. – Research Institute for Aquaculture No. 3. – University of Fisheries, Nha Trang. – University of Natural Science, HCM City. – TMMP Coll. Identified by J. Hylleberg (Hylleberg 2001). LITERATURE. Dautzenberg & Fischer (1906) as *Cardium sinense* Sowerby, 1840. – Serène (1937). ION collection, Annam, as *Cardium sinense* Sowerby. – Identified by J. Vidal, J. Hylleberg, and D.G. Reid in Hylleberg (2000). K.A. Lutaenko (2000). – Nguyen Xuan Duc (2003) as *Cardium sinense*. REMARKS. J. Hylleberg found *V. sinense* present at ION, Nha Trang. – D.G. Reid collected it from Luong Son, 15 km N Nha Trang. 7 August 2001. Trawled by fishermen, 10–20 m, nearshore.

TRIDACNIDAE

Tridacna Bruguière, 1797

***Tridacna crocea* Lamarck, 1819**

VOUCHER MATERIAL. Institute of Oceanology, Hai Phong. – Institute of Oceanography, Nha Trang. Research Institute for Aquaculture No. 3. University of Natural Science, HCM City. LITERATURE. Serène (1937). ION collection, Annam # 118 ; Field notes # 92. – Hua Thai Tuyen (1999). – K.A. Lutaenko (2000).

***Tridacna gigas* (Linnaeus, 1758)**

LITERATURE. Serène (1937). ION collection, Poulou-Condore.

***Tridacna maxima* (Röding, 1798)**

SYNONYM. *Tridacna elongata* Lamarck. *Tridacna rudis* Reeve, 1862. VOUCHER MATERIAL. Inst. of Oceanology, Hai Phong. – Inst. of Oceanography, Nha Trang. – Research Inst. for Aquaculture No. 3. – Univ. of Fisheries, Nha Trang.

LITERATURE. Serène (1937). ION collection, Poulou-Condore, as *Tridacna rudis* Reeve. Hua Thai Tuyen (1999). – K.A. Lutaenko (2000). REMARKS. R.N. Kilburn found it present at RIA3.

***Tridacna squamosa* Lamarck, 1819**

VOUCHER MATERIAL. Institute of Oceanology, Hai Phong. – Institute of Oceanography, Nha Trang. Research Institute for Aquaculture No. 3. University of Fisheries, Nha Trang. – University of Natural Science, HCM City. LITERATURE. Serène (1937). ION collection, Annam # 432; Field notes # 92. – Nguyen Chinh (1996). – Hua Thai Tuyen (1999). – K.A. Lutaenko (2000).

Hippopus Lamarck, 1799

***Hippopus hippopus* Linnaeus, 1758**

SYNONYM. *Hippopus maculatus* Lamarck. VOUCHER MATERIAL. Institute of Oceanology, Nha Trang. LITERATURE. Serène (1937). ION collection, Annam Field notes # 92 as *Hippopus maculatus* Lamarck.

MACTRIDAE

Lutraria Lamarck, 1799

***Lutraria arcuata* Deshayes in Reeve, 1854**

OF AUTHORS. *Lutraria arcuata*. *Lutraria* “*arcuata*” printer’s err. Authorship: Reeve, 1854. LITERATURE. K.A. Lutaenko (2000).

***Lutraria australis* Reeve, 1854**

LITERATURE. Nguyen Ngo Thach (2202).

***Lutraria complanata* (Gmelin, 1791)**

REMARKS. From Luong Son, 15 km N Nha Trang. 7 August 2001. Trawled by fishermen, 10–20 m, nearshore. Leg. D.G. Reid. – From refuse beneath fishing wharf, Danang. 4 August 2001. Leg. D.G. Reid.

***Lutraria impar* Deshayes in Reeve, 1854**

OF AUTHORS. Authorship: Reeve, 1854. VOUCHER MATERIAL. Research Institute for Aquaculture No. 3. – TMMP Coll. Identified by R.N. Kilburn (Hylleberg 2001). REMARKS. R.N. Kilburn found it present at RIA 3.

***Lutraria maxima* Reeve, 1844**

OF AUTHORS. Authorship: Jonas, 1844. VOUCHER MATERIAL. Institute of Oceanology, Hai Phong.

LITERATURE. Identified by V. Vongpanich in Hylleberg (2000). Nguyen Xuan Duc (2003).

Lutraria oblonga Gmelin, 1791

VOUCHER MATERIAL. University of Natural Science, HCM City. REMARKS. Not in Vietnam. Known from the Mediterranean.

Lutraria philippinarum Reeve, 1844

OF AUTHORS. Authorship: Deshayes in Reeve, 1854. VOUCHER MATERIAL. Institute of Oceanology, Hai Phong. – Research Institute of Marine Products. – TMMP Coll. Identified by R.N. Kilburn (Hylleberg 2001). LITERATURE. Nguyen X. Duc *et al.* (1997) as *Lutraria philippinarum* (Deshayes). – Identified by V. Vongpanich and R.N. Kilburn in Hylleberg (2000). – Nguyen Xuan Duc (2003).

Lutraria rhynchaena Jonas, 1844

LITERATURE. Nguyen Ngo Thach (2202).

Lutraria solenoides Lamarck

VOUCHER MATERIAL. Institute of Oceanography, Nha Trang. REMARKS. Not in Vietnam. Known from the Mediterranean.

Mactra

Linnaeus, 1767

Mactra achatina Holten, 1802

VOUCHER MATERIAL. Research Institute for Aquaculture No. 3. LITERATURE. Identified by R.N. Kilburn in Hylleberg (2000). REMARKS. Known from the Pacific. R.N. Kilburn found it present at RIA 3.

Mactra antiquata Spengler, 1802

OF AUTHORS. *Coelomacra antiquata* (Spengler, 1802). SYNONYM. *Mactra spectabilis* Lischke. VOUCHER MATERIAL. TMMP Coll. Identified by R.N. Kilburn (Hylleberg 2001). LITERATURE. Serène (1937). ION collection, Annam, as *Mactra spectabilis* Lischke. – Identified by V. Vongpanich in Hylleberg (2000). – K.A. Lutaenko (2000) as *Coelomacra antiquata* (Spengler, 1802). – Nguyen Xuan Duc (2003).

Mactra aphrodina Deshayes in Reeve, 1854

LITERATURE. Dautzenberg & Fischer (1906) as *Mactra aphrodina* Deshayes, 1854. – Serène (1937). ION collection, Nha Trang. – K.A. Lutaenko (2000). REMARKS. Known from China.

Mactra crosseii Dunker, 1877

VOUCHER MATERIAL. University of Natural Science, HCM City.

Mactra cuneata (Gmelin, 1791)

LITERATURE. K.A. Lutaenko (2000).

Mactra cygnus (Gmelin, 1791)

SYNONYM. *Mactra incongrua* Deshayes in Reeve, 1854. VOUCHER MATERIAL. Institute of Oceanography, Nha Trang as *Mactra incongrua*. TMMP Coll. Identified by R.N. Kilburn (Hylleberg 2001). REMARKS. Synonymy according to V. Vongpanich (1999).

Mactra dissimilis Deshayes in Reeve, 1854

LITERATURE. Dautzenberg & Fischer (1906) as *Mactra dissimilis* Deshayes, 1854. – Serène (1937). ION collection, Nha Trang. REMARKS. Known from Australia.

Mactra dolabrata Deshayes in Reeve, 1854

OF AUTHORS. Authorship: Deshayes, 1854. VOUCHER MATERIAL. Institute of Oceanology, Hai Phong. LITERATURE. Nguyen Xuan Duc (2003)

Mactra dysoni Deshayes in Reeve, 1854

LITERATURE. K.A. Lutaenko (2000).

Mactra grandis Gmelin, 1791

VOUCHER MATERIAL. Institute of Oceanology, Hai Phong. – Institute of Oceanography, Nha Trang. Research Institute for Aquaculture No. 3. LITERATURE. Nguyen X. Duc *et al.* (1997). – K.A. Lutaenko (2000). – Nguyen Xuan Duc (2003). REMARKS. R.N. Kilburn found it present at RIA3.

Mactra hepatica Deshayes in Reeve, 1854

LITERATURE. K.A. Lutaenko (2000).

Mactra lurida Philippi, 1850

LITERATURE. Serène (1937). ION collection, Poulo-Condore. REMARKS. Known from the Indian Ocean.

Mactra luzonica Reeve, 1844

OF AUTHORS. *Tellimacra luzonica*. VOUCHER MATERIAL. Research Institute for Aquaculture No. 3. – University of Fisheries, Nha Trang. TMMP Coll. Identified by R.N. Kilburn (Hylleberg 2001). LITERATURE. Identified by V. Vongpanich in Hylleberg (2000).

REMARKS. Known from the Pacific. R.N. Kilburn found it present at RIA 3.

Mactra maculata Gmelin, 1791

VOUCHER MATERIAL. Institute of Oceanography, Nha Trang. – TMMP Coll. Identified by R.N. Kilburn (Hylleberg 2001). – Research Institute

for Aquaculture No. 3. LITERATURE. Bui Quang Nghi (2000). – K.A. Lutaenko (2000). REMARKS. R.N. Kilburn found it present at RIA 3.

Mactra mera Reeve, 1852

SYNONYM. Possibly *Mactra grandis*. VOUCHER MATERIAL. TMMP Coll. Identified by R.N. Kilburn (Hylleberg 2001).

Mactra ornata Gray, 1837

LITERATURE. Identified by D.G. Reid in Hylleberg (2000).

Mactra petiti Orbigny, 1846

SYNONYM. *Mactra symmetrica* Deshayes, 1853. VOUCHER MATERIAL. Institute of Oceanography, Nha Trang, as *Mactra symmetrica*. – University of Fisheries, Nha Trang, as *Mactra symmetrica*. REMARKS. Misidentified. = *Mactra petiti* Orbigny, 1846, of Brazil.

Mactra pulchella (Philippi, 1852)

VOUCHER MATERIAL. Crude Oil Safety Center, HCM City. REMARKS. Known from Japan.

Mactra quadrangularis Reeve, 1854

OF AUTHORS. Subgenus (*Mactra*). SYNONYM. *Mactra veneriformis* Reeve, 1854. VOUCHER MATERIAL. Institute of Oceanology, Hai Phong. Research Institute of Marine Products. University of Fisheries, Nha Trang. LITERATURE. Nguyen Chinh (1996) as *Mactra quadrangularis* Deshayes. – Nguyen X. Duc *et al.* (1997) as *Mactra quadrangularis* Deshayes. – K.A. Lutaenko (2000). – Nguyen Xuan Duc (2003). REMARKS. Known from China.

Mactra radiolata Deshayes, 1854

VOUCHER MATERIAL. Institute of Oceanography, Nha Trang.

Mactra reevei Deshayes, 1853

VOUCHER MATERIAL. Institute of Oceanology, Hai Phong. – Research Institute for Aquaculture No. 3. LITERATURE. Serène (1937). ION collection, Gulf of Thailand, as *Mactra reevei* Deshayes. Nguyen Xuan Duc (2003). REMARKS. Known from China. – Kilburn found it present at RIA3.

Mactra sericea Reeve, 1854

LITERATURE. Nguyen Ngo Thach (2202).

Mactra sulcataria Reeve, 1854

VOUCHER MATERIAL. University of Fisheries, Nha Trang.

Mactra violacea Gmelin, 1791

LITERATURE. Dautzenberg & Fischer (1906) as

Mactra violacea [citing the unavailable Chemnitz]. – Serène (1937). ION collection, Nha Trang [citing the unavailable Chemnitz]. REMARKS. Known from Indonesia.

Mactrinula Gray, 1853

Mactrinula dolabrata (Deshayes, 1854)

LITERATURE. K.A. Lutaenko (2000).

Mactrinula reevesii (Gray, 1837)

VOUCHER MATERIAL. TMMP Coll. Identified by R.N. Kilburn (Hylleberg 2001). REMARKS. Collected at north end of My Khe Beach, Danang. 4 August 2001. Fishermen's sorting area on beach. From drag nets or inshore trawling. Leg. D.G. Reid. – From Luong Son, 15 km N Nha Trang. 7 August 2001. Trawled by fishermen, 10–20 m, nearshore. Leg. D.G. Reid.

Meropesta Iredale, 1929

Meropesta capillacea (Deshayes, 1854)

OF AUTHORS. *Standella capillacea*. LITERATURE. K.A. Lutaenko (2000).

Meropesta nicobarica (Gmelin, 1791)

OF AUTHORS. *Standella nicobarica*. VOUCHER MATERIAL. Institute of Oceanography, Nha Trang. LITERATURE. K.A. Lutaenko (2000).

Raeta

Gray, 1853

Raeta lactea Zorina, 1978

LITERATURE. K.A. Lutaenko (2000). Fig. REMARKS. Known from China. K.A. Lutaenko (2000) states that this species was described from southern Hainan Island.

Raeta pulchella Adams & Reeve, 1850

VOUCHER MATERIAL. Inst. of Oceanography, Nha Trang. – Crude Oil Safety Center, HCM City.

Spisula

Gray, 1837

Spisula sachalinensis Schrenck, 1862

VOUCHER MATERIAL. Institute of Oceanography, Nha Trang.

MESODESMATIDAE

Atactodea Dall, 1895*Atactodea striata* (Gmelin, 1791)

OF AUTHORS. *Mesodesma striatum*. *Paphies striata*. SYNONYMS. *Crassatella glabrata* Lamarck 1818. *Atactodea glabrata*. *Mesodesma glabrata*. VOUCHER MATERIAL. Research Institute for Aquaculture No. 3. – Institute of Oceanography, Nha Trang. – University of Fisheries, Nha Trang. LITERATURE. Dautzenberg & Fischer (1905a) as *Mesodesma glabratum* Lamarck 1818. – Serène (1937). ION collection as *Mesodesma striatum* Gmelin. – Identified by R.N. Kilburn in Hylleberg (2000). – K.A. Lutaenko (2000). REMARKS. R.N. Kilburn found it present at RIA3.

Coecella Gray, 1853*Coecella chinensis* Deshayes, 1855

VOUCHER MATERIAL. University of Fisheries, Nha Trang as *Caecella chinensis*

Coecella horsfieldii (Gray, 1843)

OF AUTHORS. *Caecella horsfieldii* Deshayes, 1855. VOUCHER MATERIAL. Research Institute for Aquaculture No. 3. – TMMP Coll. Identified by R.N. Kilburn (Hylleberg 2001). LITERATURE. Identified by R.N. Kilburn in Hylleberg (2000). REMARKS. R.N. Kilburn found it present at RIA3.

Ervilia Turton, 1822*Ervilia bisculpta* (Gould, 1861)

OF AUTHORS. *Spondervilia bisculpta*. VOUCHER MATERIAL. Crude Oil Safety Center, HCM City.

SOLENIDAE

Annotated by Rudo von Cosel

Solen Linnaeus, 1758*Solen arcuatus* Tchang & Hwang, 1964

VOUCHER MATERIAL. Institute of Oceanology, Hai

Phong. LITERATURE. Nguyen X. Duc *et al.* (1997) as *Solen arcuatus* Tchang & Hwang. – Nguyen X. Duc (2001) as *Solen arcuatus* (sic). REMARKS. R.v. Cosel has seen *Solen arcuatus* from Vietnam. Also known from China.

Solen brevissimus Martens, 1865

Synonym. *Solen dunkerianus* Clessin, 1883. VOUCHER MATERIAL. Institute of Oceanology, Hai Phong. LITERATURE. Nguyen Xuan Duc (2003) as *Solen dunkerianus*. REMARKS. R.v. Cosel states that specimens from Japan identified as *S. dunkerianus* in the literature are in fact a new species (*S. kikuchii* Cosel 2002). Furthermore, R.v. Cosel places *S. dunkerianus* Clessin in the synonymy of *S. brevissimus* Martens, 1865. Specimens cited from China may still belong to another species, not yet identified (cf. Cosel 2002). ID of the Vietnam specimens not possible without examining them.

Solen canaliculatus Tchang & Hwang, 1964.

OF AUTHORS. *Solen luzonicus* (Dunker, 1861). VOUCHER MATERIAL. Institute of Oceanology, Hai Phong as *S. canaliculatus*. – Crude Oil Safety Center, HCM City as *Solen luzonicus* (Dunker, 1861). LITERATURE. K.A. Lutaenko (2000) as *S. luzonicus*. – Nguyen Xuan Duc (2003) as *Solen canaliculatus*.

REMARKS. R.v. Cosel has collected live specimens of *S. canaliculatus* off the SW coast of Taiwan, in 30–60 m; the probability of occurrence of this species in Vietnam is high. Also known from Mainland China. Further, R.v. Cosel states that *Solen luzonicus* (Dunker, 1861) was correctly described as “*Ensis luzonicus*” by Dunker. It is a juvenile specimen of *E. macha* Molina, 1782 from Chile. The species cited under the name “*Solen luzonicus*” in literature of SE Asian Mollusca is the Japanese form of *S. canaliculatus* Tchang & Hwang, 1964 or perhaps a close, but different species. The Vietnamese specimens are most probably *S. canaliculatus*.

Solen ceylonensis Leach, 1814

LITERATURE. Dawydoff (1952). REMARKS. Not in Vietnam. R.v. Cosel states that this is a rather large Indian Ocean species (Aden to Indian Peninsula), which definitely does not occur in Vietnam.

Solen corneus Lamarck, 1818

VOUCHER MATERIAL. Institute of Oceanography, Nha Trang. LITERATURE. Dawydoff (1952). K.A. Lutaenko (2000). REMARKS. R.v. Cosel states that the name is correct. The species occurs from the inner Gulf of Thailand to Sarawak and Indonesia. It is probable that it occurs also in Vietnam.

Solen exiguus Dunker, 1862.

VOUCHER MATERIAL. University of Fisheries, Nha Trang. LITERATURE. Dawydoff (1952) as *Solen exiguus* Linné.

REMARKS. R.v. Cosel states that the name is correct. However, confusion with “*S. dunkerianus*” is possible.

Solen grandis Dunker, 1861

VOUCHER MATERIAL. Institute of Oceanology, Hai Phong. – Research Institute for Aquaculture No. 3. – University of Fisheries, Nha Trang. – TMMP Coll. Identified by R.N. Kilburn (Hylleberg 2001). LITERATURE. Identified by R.N. Kilburn in Hylleberg (2000). – K.A. Lutaenko (2000). – Nguyen Xuan Duc (2003).

REMARKS. R.v. Cosel states that this is a Japanese species, which most probably extends southward to Taiwan. However, it is very unlikely that *S. grandis* occurs further southward and lives in Vietnam. The specimens from there, examined so far, belong to the very close-looking *Solen brevis* Hanley, 1842, of which in fact the valid name is *Solen vagina* Linné, 1758 (synonymy not yet published). *S. brevis/vagina* is strictly tropical and is widespread from the Indian Ocean to China (Hai Nan). The voucher specimens from Vietnam most probably belong to this species.

Solen lamarckii Deshayes, 1839

OF AUTHORS. *Solen lamarckii* Deshayes, 1839. LITERATURE. Dautzenberg & Fischer (1906) as *Solen lamarckii* Chenu, 1843. – Serène (1937). ION collection, Tonkin Field notes # St. 799 as *Solen lamarckii* Chenu.

REMARKS. R.v. Cosel states that *Solen lamarckii* Deshayes, 1839 was described in 1843 as *Solecurtus lamarckii*. *Solen lamarckii* Chenu is in part a synonym of *S. vagina/brevis*, and the Vietnamese specimens may belong to that species.

Solen linearis Spengler, 1794.

OF AUTHORS. *Solen linearis* Spengler, 1778. VOUCHER MATERIAL. Institute of Oceanology, Hai Phong. – Institute of Oceanography, Nha Trang. University of Fisheries, Nha Trang. LITERATURE. Nguyen Xuan Duc (2003) as *Solen inearis* [sic]. REMARKS. Not in Vietnam. R.v. Cosel states that the Vietnamese specimens most probably belong to the new species *S. pseudolinearis* Cosel, 2002 with type locality Amoy (= Xiamen). It occurs along the tropical Chinese coast but is not known from Japan. The “true” *S. linearis* is known from the eastern Indian Ocean (Andaman Sea).

****Solen reevei*** Deshayes.

VOUCHER MATERIAL. Institute of Oceanography, Nha Trang as *Solen reevei* Deshayes. REMARKS. R.v. Cosel states that this name does not exist. There is a *Mactra reevei* described by Deshayes, but not a *Solen*.

Solen roseomaculatus Pilsbry, 1901.

VOUCHER MATERIAL. Institute of Oceanology, Hai Phong. – Crude Oil Safety Center, HCM City. LITERATURE. K.A. Lutaenko (2000). – Nguyen Xuan Duc (2003). REMARKS. R.v. Cosel states that this is a widespread Indo–Pacific species.

Solen sloanii (Gray, 1843)

Plate 6, fig. 1.

SYNONYM. ?*Solen versicolor* Philippi, 1848. VOUCHER MATERIAL. Institute of Oceanology, Hai Phong. – Institute of Oceanography, Nha Trang as *S. versicolor*. LITERATURE. Nguyen X. Duc *et al.* (1997). – Nguyen X. Duc (2001). REMARKS. R.v. Cosel states that this is a widespread Indo–Pacific species. The figured specimen is 70,8 mm, Nha Trang region (no precision), leg. N.N. Thach, 2001, MNHN. *S. versicolor* is most probably a synonym of *S. sloanii*.

Solen strictus Gould, 1861.

Synonym. *Solen gouldii* Conrad. *Solen gouldii*. VOUCHER MATERIAL. Research Institute of Marine Products as *S. gouldii*. – University of Fisheries, Nha Trang as *S. gouldii*. – University of Natural Science, HCM City as *S. gouldii*. LITERATURE. Identified by D.G. Reid in Hylleberg (2000) as *S. strictus*. – Nguyen Xuan Duc (2003) as *Solen gouldii*. REMARKS. R.v. Cosel states that *S. gouldii* Conrad, 1868 is a synonym of *S. strictus* Gould,

Plate 6

by Rudo von Cosel



Fig. 2. *Solen thachi* outer and inner views



Fig. 3. *Solen thailandicus* outer (left) and inner (right) views



Fig. 1. *Solen sloanii* outer and inner views



Fig. 4. *Solen vagina* outer (left) and inner (right) views

Plate 7

by Rudo von Cosel



Fig. 7. *Ensiculus cultellus*
outer and inner views



Fig. 6. *Ensiculus cf. australis*
outer (left) and inner
(right) views



Fig. 5. *Cultellus attenuatus*
outer and inner views



Fig. 8. *Ensiculus marmoratus*
outer (left) and inner
(right) views

Plate 8
by Rudo von Cosel



Fig. 12. *Pharella javanica* outer and inner views



Fig. 10. *Siliqua cf. minima*
outer and inner views

Fig. 9. *Siliqua fasciata*
outer (left) and
inner (right) views



Fig. 11.
Siliqua radiata outer and inner views

1861. – *S. strictus* is a temperate species occurring in Sakhalin, Japan and Korea but not in the tropics. However, the Vietnam specimens are most probably the newly described *S. thachi* Cosel, 2002. It is superficially close-looking but much smaller.

***Solen thachi* Cosel, 2002**

Plate 6, fig. 2 (holotype).

REMARKS. R.v. Cosel states that holotype is at MNHN. The type is 70.7 mm; from Long Hai, 120 km NE of Hochiminhville. Cosel has added rectification of a printer's error in Cosel 2002: the holotype of *Solen thachi* (plate 37) is not the specimen on Fig. 1 a–b but that on fig. 3, and only one view is shown. Fig. 1 a–b show a paratype in MNHN.

***Solen thailandicus* Cosel, 2002**

Plate 6, fig. 3.

REMARKS. R.v. Cosel states that the figured specimens are 41,2 + 38,7 mm, Ha–Tien, near Cambodian border, leg. Truong–Tan–Ngoc, March 1961, MNHN.

***Solen timorensis* (Dunker, 1852)**

Of authors. *Solen timorensis* (Dunker, 1862). VOUCHER MATERIAL. TMMP Coll. Identified by R.N. Kilburn (Hylleberg 2001). LITERATURE. Identified by R.N. Kilburn in Hylleberg (2000). REMARKS. R.v. Cosel states that *S. timorensis* seems to be a range-restricted species, which is known from Indonesia only. The Vietnam specimens may belong to *S. sarawakensis* Cosel, 2002. This species is known from Sarawak and southern Thailand.

***Solen vagina* Linné, 1758**

Plate 6, fig. 4.

REMARKS. R.v. Cosel states that the figured specimen is 120,6 mm, off Nha Trang, by fishermen, 2001 (depth unknown), purchased on the 2002 Paris Shell Fair; MNHN.

PHARIDAE

Annotated by Rudo von Cosel

Cultellus Schumacher, 1817

***Cultellus attenuatus* Dunker, 1862**

Plate 7, fig. 5.

OF AUTHORS. *Phaxas attenuatus*. *Cultellus*

attenuatus (Dunker, 1861). VOUCHER MATERIAL. Institute of Oceanology, Hai Phong. – Research Institute for Aquaculture No. 3. – TMMP Coll. Identified by R.N. Kilburn (Hylleberg 2001). LITERATURE. K.A. Lutaenko (2000). – Nguyen Chinh & Le Ngoc Hoa (2003) as *Phaxas attenuatus*. – Nguyen Xuan Duc (2003) as *Cultellus attelnuatus* [err.]. REMARKS. K.A. Lutaenko (2000) states that *Cultellus attenuatus* was described in fam. Solenidae. R.N. Kilburn found it present in the RIA3 coll. R.v. Cosel states that this is a rather large and widespread Indo–Pacific species. The figured specimen is 71,1 mm, Nha Trang region (no precision), leg. N.N. Thach, 2001, MNHN. The family Cultellidae Davies, 1935 is a synonym of Pharidae Adams & Adams, 1858.

***Cultellus hanleyi* (Dunker, 1862)**

OF AUTHORS. *Phaxas hanleyi* (Dunker, 1862). VOUCHER MATERIAL. Crude Oil Safety Center, HCM City. REMARKS. R.v. Cosel states that it is probable that this species occurs in Vietnam.

***Cultellus scalprum* (Gould, 1851)**

OF AUTHORS. *Ensiculus scalprum* (Gould, 1850). *Phaxas scalprum*. VOUCHER MATERIAL. Institute of Oceanology, Hai Phong. LITERATURE. Nguyen X. Duc (2001) as *Cultellus scanprum* (sic) in family Solenidae. – Nguyen Xuan Duc (2003) as *Cultellus scalprum*. REMARKS. R.v. Cosel states that this species occurs from Thailand (Swennen et al., 2001) to tropical China. An occurrence in Vietnam is very probable.

Ensiculus

H. Adams, 1860

***Ensiculus* cf. *australis* (Dunker, 1862)**

Plate 7, fig. 6.

REMARKS. R.v. Cosel found it cited in Clessin (1888) as *Ensiculus australis* (Dunker, 1862). The figured specimen is 71,1 mm, Nha Trang region (no precision), leg. N.N. Thach, 2001, MNHN. The species differs from *E. cultellus* among others in having the broadest part of the valves in the anterior half, a tapering posterior half, a more flaring anterior margin and more dense speckles. Species known from Vietnam to Indonesia.

Ensiculus cultellus (Linnaeus, 1758)

Plate 7, fig. 7.

OF AUTHORS. *Cultellus cultellus*. *Phaxas cultellus*. SYNONYM. *Ensiculus philippianus* Dunker, 1877. VOUCHER MATERIAL. Institute of Oceanology, Hai Phong. – Research Institute for Aquaculture No. 3. – Institute of Oceanography, Nha Trang as *E. philippianus*. – Crude Oil Safety Center, HCM City as *E. philippianus*. LITERATURE. Nguyen Xuan Duc (2003) as *Cultellus cultellus*. – Nguyen Xuan Duc (2003) as *Cultellus philippianus*. REMARKS. K.A. Lutaenko (2000) states that *Ensiculus cultellus* originally was described in fam. Solenidae. *Ensiculus* is a subgenus of *Phaxas* raised to genus by authors. R.N. Kilburn found *Phaxas cultellus* present at RIA 3. R.v. Cosel states that this species is widespread throughout the whole Indo–Pacific and very variable. The figured specimen is 56,2 mm, Nha Trang region (no precision), leg. N.N. Thach, 2001, MNHN. A synonym is *Ensiculus philippianus* Dunker, 1877.

Ensiculus* cf. *cumingianus (Dunker, 1842)

LITERATURE. Nguyen Ngo Thach (2202).

Ensiculus marmoratus (Dunker, 1862)

Plate 7, fig. 8.

OF AUTHORS. *Ensis marmoratus*. *Phaxas marmoratus* (Dunker, 1861). VOUCHER MATERIAL. Research Institute for Aquaculture No. 3 as *Phaxas marmoratus*. REMARKS. R.N. Kilburn found it present at RIA 3. R.v. Cosel states that this species is distinguished from *E. cultellus* by the truncated posterior margin and the slightly smaller size. The figured specimen is 43,4 mm, Nha Trang region (no precision), leg. N.N. Thach, 2001, MNHN. It is also known from New Caledonia, where it is common.

Orbicularia* Deshayes, 1850**Orbicularia orbiculata*** (Wood, 1828)

OF AUTHORS. *Elizia orbicularis*. *Orbicularia orbicularis* (Wood). PROBABLE SYNONYM. *Elizia tricarinata*. LITERATURE. Serène (1937): ION collection, Thailand, as *Elizia orbicularis*. – ION collection, Gulf of Thailand as *Elizia tricarinata*. REMARKS. *Orbicularia* is a monotypic genus.

***Phaxas* Leach in Gray, 1852**

REMARKS. R.v. Cosel (1990) states that the genus *Phaxas* does not exist in the Indo–Pacific, it is restricted to the eastern Atlantic. *Ensiculus* was longtime treated as a subgenus of *Phaxas*, however, the differences are so important that he considers *Ensiculus* a full genus, apart from *Phaxas*.

Siliqua

Megerle von Mühlfeld, 1811.

Siliqua albida Adams & Reeve, 1850

OF AUTHORS. *Solen albida* Adams et Reeve, 1850. VOUCHER MATERIAL. Institute of Oceanology, Hai Phong. LITERATURE. Nguyen Xuan Duc (2003). REMARKS. *Siliqua albida* Adams & Reeve was collected at north end of My Khe Beach, Danang. 4 August 2001. Fishermen's sorting area on beach. From drag nets or inshore trawling. Leg. D.G. Reid. – R.v. Cosel states that *Solen albida* Adams & Reeve, 1850 belongs to *Siliqua*. It may be conspecific with *Solen minimus* Gmelin, 1791, now in the genus *Siliqua*. [See remarks to *Siliqua* cf. *minima* (Gmelin, 1791)].

Siliqua fasciata (Spengler, 1794)

Plate 8, fig. 9.

REMARKS. R.v. Cosel states that this species is known from the Gulf of Thailand and Viet Nam. The figured specimens are 13,2 + 11, 5 mm, Qui Nhon (13°33'N), beach, leg. Saurin, 1950–1960, MNHN ex–coll. Saurin.

Siliqua grayana (Dunker, 1862)

OF AUTHORS. *Siliqua grayana* (Dunker, 1861). VOUCHER MATERIAL. Institute of Oceanology, Hai Phong as *Siliqua grayana* (sic). LITERATURE. Nguyen Xuan Duc (2003). REMARKS. R.v. Cosel states that the species occurs in SE Asia

Siliqua japonica (Dunker, 1862)

VOUCHER MATERIAL. Crude Oil Safety Center, HCM City. LITERATURE. K.A. Lutaenko (2000). REMARKS. R.v. Cosel states that the species occurs in SE Asia

Siliqua* cf. *minima (Gmelin, 1791)

Plate 8, fig. 10.

REMARKS. R.v. Cosel states that this species sometimes cited as *Siliqua albida* (Dunker),

however, that name seems not to be correct. There is a *Solen albida* Adams & Reeve, 1850 (Voy. Samarang), which is a small *Siliqua*, and there is a *Cultellus albidus* Sowerby in Reeve, 1874 ex Dunker MS, which, according to the figures, seems to be a *Cultellus*. Both are small and have about the same outline and colouration, and both occur in SE Asia. The Vietnamese sp. is most probably *Siliqua minima* (Gmelin), and *S. albida* Adams & Reeve, 1850 seems may be the same species. One spm. and several valves from Vietnam in MNHN. The figured specimen is 27.0 mm, Qui Nhon (13°33'N), beach, leg. Saurin, 1950–1960, MNHN ex-coll. Saurin.

Siliqua pulchella (Dunker, 1852)

LITERATURE. K.A. Lutaenko (2000). REMARKS. R.v. Cosel states that the species is widespread in SE Asia.

Siliqua radiata (Linnaeus, 1758)

Plate 8, fig. 11.

VOUCHER MATERIAL. Institute of Oceanology, Hai Phong. LITERATURE. Dautzenberg & Fischer (1906) as *Siliqua radiata* (Linnaeus, 1758). Serène (1937). ION collection, Gulf of Thailand. K.A. Lutaenko (2000). – Nguyen Xuan Duc (2003). REMARKS. R.v. Cosel states that this species is widespread in the Indo-Pacific; several spm. from Vietnam in MNHN. The figured specimen is 100,0 mm, Sam Son (19°44'N), beach, leg. Saurin, 1950–1960, MNHN ex-coll. Saurin.

Neosiliqua Habe, 1965

Neosiliqua winteriana (Dunker, 1853)

OF AUTHORS. *Siliqua winteriana* (Dunker, 1853). VOUCHER MATERIAL. Research Institute for Aquaculture No. 3. – TMMP Coll. Identified by R.N. Kilburn (Hylleberg 2001). REMARKS. R.N. Kilburn found it present at RIA 3. – R.v. Cosel states that the species is now in the genus *Neosiliqua* Habe, 1965. It is widespread in SE Asia.

Sinonovacula Prashad, 1924

Sinonovacula constricta (Lamarck, 1818)

VOUCHER MATERIAL. Institute of Oceanology, Hai

Phong. LITERATURE. Nguyen X. Duc *et al.* (1997). K.A. Lutaenko (2000). – Nguyen X. Duc (2001, 2003) in family Solenidae. REMARKS. R.v. Cosel states that this species is widespread in SE Asia, where it is farmed and consumed in many parts.

Pharella Gray, 1854

Pharella acutidens Broderip & Sowerby, 1829

OF AUTHORS. *Solecurtus acutidens*. In fam. Solecurtidae. VOUCHER MATERIAL. University of Fisheries, Nha Trang. LITERATURE. Identified by Ngyuen Chinh in Hylleberg (2000), and placed in family Cultellidae Davies, 1935. – K.A. Lutaenko (2000). Nguyen Xuan Duc (2003) as *Phareonella* [err. pro *Pharella*] *acutidens*. REMARKS. R.v. Cosel states that this species occurs in the region.

Pharella javanica (Lamarck, 1818)

Plate 8, fig. 12.

VOUCHER MATERIAL. Institute of Oceanography, Nha Trang. – Univ. of Fisheries, Nha Trang. TMMP Coll. ID by R.N. Kilburn (Hylleberg 2001). REMARKS. R.v. Cosel states that the figured specimen is 76,8 mm, Nha Trang region (no precision), leg. N.N. Thach, 2001, MNHN.

TELLINIDAE

Angulus
Mühlfeld, 1811

Angulus gaimardi Iredale, 1915

OF AUTHORS. *Tellina gaimardi*. VOUCHER MATERIAL. University of Natural Science, HCM City as *Angulus grimardi*. Probably err. pro *gaimardi*. REMARKS. Not in Vietnam. Known from New Zealand.

Angulus vestalis (Hanley, 1844)

OF AUTHORS. *Tellina vestalis* Hanley, 1844. VOUCHER MATERIAL. Institute of Oceanology, Hai Phong. – Res. Inst. for Aquaculture No. 3. TMMP Coll. ID by R.N. Kilburn (Hylleberg 2001). – Nguyen X. Duc *et al.* (1997). Ha Long Bay. LITERATURE. K.A. Lutaenko (2000) as *Angulus vestalis*. – Nguyen X. Duc (2001, 2003). REMARKS. Known from China. R.N. Kilburn found it probably present at RIA 3.

Apolymetis Salisbury, 1929***Apolymetis meyeri*** (Philippi, 1846)

VOUCHER MATERIAL. Institute of Oceanology, Hai Phong. LITERATURE. K.A. Lutaenko (2000). Nguyen Xuan Duc (2003). REMARKS. Known from Japan.

Apolymetis spectabilis (Hanley, 1844)

OF AUTHORS. *Leporimetis spectabilis*. VOUCHER MATERIAL. Research Institute for Aquaculture No. 3. – TMMP Coll. Identified by R.N. Kilburn (Hylleberg 2001). LITERATURE. K.A. Lutaenko (2000). REMARKS. Known from the Pacific. R.N. Kilburn found it probably present at RIA 3.

Arcopagia Brown, 1827***Arcopagia capsoides*** (Lamarck, 1818)

OF AUTHORS. *Tellina capsoides*. SYNONYM. *Tellina siamensis* E. von Martens, 1860. VOUCHER MATERIAL. TMMP Coll. Identified by R.N. Kilburn (Hylleberg 2001). LITERATURE. Serène (1937). ION collection, Gulf of Thailand, as *Tellina siamensis*.

Arcopagia inflata (Gmelin, 1791)

OF AUTHORS. *Arcopaginula inflata*. *Tellina inflata*. SYNONYM. *Tellina striatula* Lamarck, 1818. VOUCHER MATERIAL. Institute of Oceanology, Hai Phong. – Institute of Oceanography, Nha Trang, as *Tellina striatula* Lamarck. – Research Institute for Aquaculture No. 3. – TMMP Coll. Identified by R.N. Kilburn (Hylleberg 2001). LITERATURE. Nguyen X. Duc *et al.* (1997). – K.A. Lutaenko (2000). – Nguyen X. Duc (2001). – Nguyen Xuan Duc (2003) as *Arcopaginula inflata*. REMARKS. R.N. Kilburn found it present at RIA 3.

Arcopagia palatum (Iredale, 1929)

OF AUTHORS. *Tellina palatum*. *Quidnipagus palatum* SYNONYMS. *Tellina rugosa* Born. *Tellinella rugosa* Born. VOUCHER MATERIAL. Institute of Oceanology, Hai Phong. – Institute of Oceanography, Nha Trang. – Research Institute for Aquaculture No. 3. – University of Fisheries, Nha Trang. – University of Natural Science, HCM City. – TMMP Coll. Identified by R.N. Kilburn (Hylleberg 2001). LITERATURE. Dawydoff (1952) as *Tellinella rugosa* Born.

Nguyen X. Duc *et al.* (1997) as *Quidnipagus palatum* Iredale, 1929. – Identified by R.N. Kilburn in Hylleberg (2000). – K.A. Lutaenko (2000) as *Quidnipagus palatum* Iredale, 1929. Nguyen X. Duc (2001) as *Tellina rugosa*. Nguyen Xuan Duc (2003) as *Tellina rugosa*. Nguyen Xuan Duc (2003) as *Quidnipagus palatum* [err. pro *palatum*]. REMARKS. R.N. Kilburn found it present at RIA 3.

Arcopagia perplexa Hanley, 1844

OF AUTHORS. *Merisca perplexa* (Hanley, 1844). *Tellina perplexa*. VOUCHER MATERIAL. Research Institute for Aquaculture No. 3. – TMMP Coll. Identified by R.N. Kilburn (Hylleberg 2001). LITERATURE. K.A. Lutaenko (2000) as *Merisca perplexa* (Hanley, 1844). REMARKS. R.N. Kilburn found it present at RIA 3.

Arcopagia remies (Linnaeus, 1758)

OF AUTHORS. *Cyclotellina remies*. *Tellina remies*. VOUCHER MATERIAL. Institute of Oceanology, Hai Phong. – Institute of Oceanography, Nha Trang. Research Institute for Aquaculture No. 3. University of Fisheries, Nha Trang. – University of Natural Science, HCM City. – TMMP Coll. Identified by R.N. Kilburn (Hylleberg 2001). LITERATURE. Nguyen X. Duc *et al.* (1997) as *Cyclotellina remies* (Linnaeus, 1758). Identified by R.N. Kilburn in Hylleberg (2000). – K.A. Lutaenko (2000) as *Cyclotellina remies* (Linnaeus, 1758). – Nguyen X. Duc (2001, 2003). REMARKS. R.N. Kilburn found it present at RIA 3.

Arcopagia scobinata (Linnaeus, 1758)

OF AUTHORS. *Tellina scobinata*. *Scutarcoparia* (sic) *scobinata*. VOUCHER MATERIAL. Institute of Oceanography, Nha Trang. – Research Institute for Aquaculture No. 3. – University of Fisheries, Nha Trang. – University of Natural Science, HCM City. LITERATURE. Dawydoff (1952). – Nguyen Chinh & Le Ngoc Hoa (2003) as *Scutarcoparia* (err. pro *Scutarcopagia*) *scobinata*. REMARKS. R.N. Kilburn found it present at RIA 3.

Arcopella Thiele, 1934***Arcopella casta*** (Hanley, 1844)

OF AUTHORS. *Tellina casta*. VOUCHER MATERIAL.

Institute of Oceanology, Hai Phong. LITERATURE. Nguyen X. Duc *et al.* (1997). – K.A. Lutaenko (2000). – Nguyen X. Duc (2001) as *Arcopella* (sic) *casta*. – Nguyen Xuan Duc (2003) as *Arcopella casta*.

Cadella

Dall, Bartsch & Rehder, 1938.

Cadella lubrica (Gould, 1861)

OF AUTHORS. *Tellina lubrica*. VOUCHER MATERIAL. University of Fisheries, Nha Trang.

Cadella narutoensis Habe, 1960

OF AUTHORS. *Tellina narutoensis*. VOUCHER MATERIAL. Institute of Oceanology, Hai Phong. Crude Oil Safety Center, HCM City. LITERATURE. Nguyen Xuan Duc (2003).

Cadella semitorta (Sowerby, 1867)

OF AUTHORS. *Tellina semitorta*. SYNONYM. *Cadella semen* (Hanley, 1845). VOUCHER MATERIAL. Institute of Oceanology, Hai Phong. Crude Oil Safety Center, HCM City. LITERATURE. K.A. Lutaenko (2000). – Nguyen Xuan Duc (2003). REMARKS. Known from Australia.

Cadella smithi (Lynge, 1909)

OF AUTHORS. *Tellina smithi*. LITERATURE. K.A. Lutaenko (2000). REMARKS. Known from China.

Clathrotellina Thiele, 1934

Clathrotellina carnicolor (Hanley, 1844)

OF AUTHORS. *Tellina carnicolor* Hanley, 1844. VOUCHER MATERIAL. Institute of Oceanography, Nha Trang. REMARKS. Known from the Pacific.

Clathrotellina elegantissima (Smith, 1885)

OF AUTHORS. *Tellina elegantissima* Smith, 1885. VOUCHER MATERIAL. Institute of Oceanography, Nha Trang. REMARKS. Known from Australia.

Clathrotellina pretium (Salisbury, 1934)

OF AUTHORS. *Tellina pretium*. VOUCHER MATERIAL. Institute of Oceanology, Hai Phong. – Crude Oil Safety Center, HCM City. LITERATURE. K.A. Lutaenko (2000). – Nguyen Xuan Duc (2003) as *Clathrotelbina* [err.] *pretium*. REMARKS. Known from the Pacific. – K.A. Lutaenko (2000) states that *Clathrotellina pretium* Desh. is erroneous. *Tellina pretiosa* Deshayes, 1854 non Eichwald, 1830 is invalid name. The correct

name is *Clathrotellina pretium* (Salisbury, 1934).

Elliptotellina Cossmann, 1886

Elliptotellina euglypta (Gould, 1861)

OF AUTHORS. *Tellina euglypta*. *Elliptotellina* subgenus of *Tellina* raised to genus. VOUCHER MATERIAL. Crude Oil Safety Center, HCM City

Exotica Jousseume in Lamy, 1918

Exotica clathrata (Deshayes, 1835)

VOUCHER MATERIAL. Institute of Oceanology, Hai Phong. LITERATURE. Nguyen X. Duc *et al.* (1997). – Nguyen X. Duc (2001, 2003). REMARKS. Known from the Pacific.

Exotica donaciformis Deshayes, 1854

OF AUTHORS. *Tellina donaciformis*. VOUCHER MATERIAL. Institute of Oceanography, Nha Trang. REMARKS. Known from Australia.

Fabulina Gray, 1851

Fabulina minuta (Lischke, 1872)

OF AUTHORS. *Nitidotellina minuta*. *Tellina minuta*. *Fabulina* is a subgenus of *Tellina* raised to genus. VOUCHER MATERIAL. Institute of Oceanology, Hai Phong. – University of Fisheries, Nha Trang as *Nitidotellina minuta*. Crude Oil Safety Center, HCM City as *Fabulina minuta*. LITERATURE. Nguyen X. Duc *et al.* (1997). – Nguyen X. Duc (2001). – Nguyen Xuan Duc (2003) as *Nitidotellina minuta*.

Jactellina Iredale, 1929

Jactellina lauta (Gould, 1851)

OF AUTHORS. *Exotica lauta*. VOUCHER MATERIAL. University of Natural Science, HCM City.

Loxoglypta

Dall, Bartsch & Rehder, 1938

Loxoglypta transculpta (Sowerby, 1915)

OF AUTHORS. *Exotica transculpta*. *Tellina transculpta*. LITERATURE. K.A. Lutaenko (2000).

Macalia

H.Adams, 1860

Macalia bruguieri (Hanley, 1844)

OF AUTHORS. *Tellina bruguieri* Hanley, 1844. *Tellina bruguieri* Hanley, 1844. *Macoma bruguieri*. VOUCHER MATERIAL. Institute of Oceanography, Nha Trang. – University of Fisheries, Nha Trang. LITERATURE. Dautzenberg & Fischer (1905a) as *Tellina bruguieri* (sic) Hanley, 1844. – K.A. Lutaenko (2000). REMARKS. Known from the Pacific.

Macoma

Leach, 1819

Macoma awajiensis Sowerby, 1914

OF AUTHORS. Subgenus (*Psammacoma*). LITERATURE. K.A. Lutaenko (2000). REMARKS. K.A. Lutaenko (2000) suggested possible misidentification. The species could be *Macoma candida* (Lamarck, 1818).

Macoma balthica (Linnaeus, 1758)

VOUCHER MATERIAL. University of Fisheries, Nha Trang. REMARKS. Not in Vietnam. Known from North Atlantic.

Macoma candida (Lamarck, 1818)

OF AUTHORS. *Tellina candida*. VOUCHER MATERIAL. Institute of Oceanology, Hai Phong. – Institute of Oceanography, Nha Trang. – Research Institute for Aquaculture No. 3. – TMMP Coll. Identified by R.N. Kilburn (Hylleberg 2001). LITERATURE. Nguyen X. Duc *et al.* (1997). – K.A. Lutaenko (2000). – Nguyen X. Duc (2001, 2003). REMARKS. Known from the Pacific. R.N. Kilburn found it present at RIA 3.

Macoma fallax Bertin, 1878

VOUCHER MATERIAL. TMMP Coll. Identified by R.N. Kilburn (Hylleberg 2001). LITERATURE. K.A. Lutaenko (2000). REMARKS. Known from China.

Macoma galathaea (Lamarck, 1818)

VOUCHER MATERIAL. Institute of Oceanology, Hai Phong. LITERATURE. Nguyen Xuan Duc (2003). REMARKS. Known from China.

Macoma gubernaculum Hanley

VOUCHER MATERIAL. Research Institute for Aquaculture No. 3. – TMMP Coll. Identified by R.N.

Kilburn (Hylleberg 2001). REMARKS. Kilburn found it present at RIA 3. – From Luong Son, 15 km N Nha Trang 7 August 2001. Trawled by fishermen, 10–20 m, nearshore. Leg. D.G. Reid.

Macoma incongrua (Martens, 1865)

SYNONYM. *Macoma murrayi* (Grabau & King, 1928). VOUCHER MATERIAL. Institute of Oceanology, Hai Phong. LITERATURE. Nguyen X. Duc *et al.* (1997). – K.A. Lutaenko (2000). Nguyen X. Duc (2001) as *Macoma murrayi*. Nguyen Xuan Duc (2003) as *Macoma incongrua* [no. 276]. – Nguyen Xuan Duc (2003) as *Macoma incongrua* [no. 279 err.]. REMARKS. K.A. Lutaenko (2000) maintained that *Macoma incongrua* (Martens, 1865) is a senior synonym of *Macoma murrayi* (Grabau & King, 1928).

Macoma lucerna (Hanley, 1844)

LITERATURE. K.A. Lutaenko (2000).

Macoma nasuta Conrad, 1837

VOUCHER MATERIAL. University of Natural Science, HCM City. REMARKS. Not in Vietnam. Known from Pacific North America.

Macoma praetexta Martens, 1865

VOUCHER MATERIAL. Univ. of Natural Science, HCM City. REMARKS. Known from the Pacific.

Megangulus Afshar, 1969***Megangulus venulosus*** (Schrenck, 1862)

OF AUTHORS. *Tellina venulosa* Schrenck, 1861. SYNONYM. *Tellina lutea venulosa* Schrenck, 1861. VOUCHER MATERIAL. Univ. of Nat. Science, HCM City as *Tellina venulosa* Schrenck. LITERATURE. Serène (1937). ION collection, Annam # 446; Field notes # 103 as *Tellina lutea vanulosa* Schrenck. REMARKS. Cold-water species known from Japan and Australia.

Merisca Dall, 1900***Merisca diaphana*** (Deshayes, 1855)

OF AUTHORS. *Tellina diaphana*. Subgen. (*Pistris*). SYNONYM. Possibly *Merisca capsoides* (Lamarck, 1818). VOUCHER MATERIAL. Institute of Oceanology, Hai Phong as *Tellina diaphana*. University of Fisheries, Nha Trang. LITERATURE.

Nguyen X. Duc *et al.* (1997). – K.A. Lutaenko (2000). Nguyen X. Duc (2001, 2003).

Moerella
Fischer, 1887

Moerella culter (Hanley, 1844)

OF AUTHORS. *Tellina culter*. VOUCHER MATERIAL. Institute of Oceanology, Hai Phong. LITERATURE. Nguyen X. Duc *et al.* (1997). – K.A. Lutaenko (2000). – Nguyen X. Duc (2001, 2003). REMARKS. Known from China and Japan.

Moerella fragilis Zorina, 1978

LITERATURE. K.A. Lutaenko (2000). Fig.

Moerella iridescens (Benson, 1842)

OF AUTHORS. *Tellina iridescens*. VOUCHER MATERIAL. Institute of Oceanology, Hai Phong. LITERATURE. Nguyen X. Duc *et al.* (1997). – K.A. Lutaenko (2000). Nguyen X. Duc (2001). Nguyen Xuan Duc (2003) as *Tellina iridescens*.

Moerella jedoensis (Lischke, 1872)

OF AUTHORS. *Tellina jedoensis*. VOUCHER MATERIAL. Institute of Oceanology, Hai Phong. University of Fisheries, Nha Trang. LITERATURE. Nguyen X. Duc *et al.* (1997). – Nguyen X. Duc (2001, 2003)

Moerella juvenilis (Hanley, 1844)

OF AUTHORS. *Tellina juvenilis*. *Tellina juvenilis* [err]. VOUCHER MATERIAL. Institute of Oceanology, Hai Phong. – Institute of Oceanography, Nha Trang. – University of Fisheries, Nha Trang. – Crude Oil Safety Center, HCM City. LITERATURE. Nguyen X. Duc *et al.* (1997). Nguyen X. Duc (2001) as *Tellina juvenilis* (sic). – Nguyen Xuan Duc (2003) as *Tellina juvenilis*.

Moerella philippinarum (Hanley, 1844)

OF AUTHORS. *Tellina philippinarum* Hanley, 1844. VOUCHER MATERIAL. Research Institute for Aquaculture No. 3. LITERATURE. K.A. Lutaenko (2000) as *Moerella philippinarum* (Hanley, 1844). REMARKS. R.N. Kilburn found *Tellina ?philippinarum* present at RIA 3.

Moerella rutila (Dunker, 1860)

VOUCHER MATERIAL. Institute of Oceanology, Hai Phong. – University of Fisheries, Nha Trang. LITERATURE. Nguyen Xuan Duc (2003) as *Moerella rutida* (sic).

Nitidotellina Scarlato, 1965

Nitidotellina dunkeri

Bernard, Cai & Morton, 1993

OF AUTHORS. *Tellina dunkeri*. LITERATURE. Nguyen X. Duc *et al.* (1997). – Nguyen Xuan Duc (2003) as *Nitidotellina dunkeri*. REMARKS. Known from China.

Nitidotellina nitidula (Dunker, 1860)

OF AUTHORS. *Tellina nitidula*. VOUCHER MATERIAL. Institute of Oceanology, Hai Phong. – Crude Oil Safety Center, HCM City. LITERATURE. Nguyen X. Duc (2001, 2003).

Nitidotellina iridella (Martens, 1865)

OF AUTHORS. *Tellina iridella*. VOUCHER MATERIAL. Institute of Oceanology, Hai Phong. LITERATURE. Nguyen X. Duc *et al.* (1997). K.A. Lutaenko (2000). Nguyen X. Duc (2001, 2003).

Omala Schumacher, 1817

Omala hyalina (Gmelin, 1791)

OF AUTHORS. *Tellina hyalina*. SYNONYMS. *Omala opalina* (Sowerby, 1868). *Tellinides opalina* VOUCHER MATERIAL. Research Institute for Aquaculture No. 3. – TMMP Coll. Identified by R.N. Kilburn (Hylleberg 2001). LITERATURE. K.A. Lutaenko (2000). REMARKS. R.N. Kilburn found it present at RIA 3.

Pinguitellina Iredale, 1927

Pinguitellina nux (Hanley, 1845)

OF AUTHORS. *Tellina nux*. *Pinguitellina*: subgenus of *Tellina*. VOUCHER MATERIAL. Crude Oil Safety Center, HCM City

Pinguitellina pinguis (Hanley, 1844)

OF AUTHORS. *Tellina pinguis* Hanley, 1844. VOUCHER MATERIAL. Inst. of Oceanology, Hai Phong as *Pinguitellina pinguis* (Hanley). Research Instit. for Aquaculture No. 3. LITERATURE. Nguyen Xuan Duc (2003) as *Pinguitellina* [err. pro *Pinguitellina*] *pinguis*. REMARKS. Known from the Pacific. R.N. Kilburn found it probably present at RIA 3.

Pinguitellina ?robusta (Hanley, 1845)

VOUCHER MATERIAL. TMMP Coll. Identified by R.N. Kilburn (Hylleberg 2001).

Psammotreta Dall, 1900***Psammotreta edentula*** (Spengler, 1798)

SYNONYM. *Tellina lamyi* Dautzenberg & Fischer, 1907. LITERATURE. Dautzenberg & Fischer (1906) as *Tellina lamyi* Dautzenberg & Fischer, 1906. – Serène (1937). ION collection, Nha Trang, as *Tellina lamyi*.

Psammotreta gubernaculum (Hanley, 1844)

SYNONYM. *Macoma praeurupta* (Salisbury, 1934). *Psammotreta praeurupta*. – *Macoma truncata* Jonas in Philippi, 1844. VOUCHER MATERIAL. Inst. of Oceanology, Hai Phong as *M. truncata*. Research Institute for Aquaculture No. 3, as *M. truncata*. – University of Fisheries, Nha Trang, as *M. truncata*. – University of Natural Science, HCM City, as *M. praeurupta*. – Crude Oil Safety Center, HCM City, as *M. praeurupta*. LITERATURE. K.A. Lutaenko (2000) as *Psammotreta praeurupta*. – Nguyen Chinh & Le Ngoc Hoa (2003) as *Macora* [err. pro *Macoma*] *truncata*.

Psammotreta moluccensis (Martens, 1865).

OF AUTHORS. *Tellinactra moluccensis*. *Macoma moluccensis* (Martens, 1865). VOUCHER MATERIAL. University of Fisheries, Nha Trang. LITERATURE. K.A. Lutaenko (2000).

Psammotreta papyracea (Gmelin, 1791)

SYNONYM. *Leporimetis lacunosa* (Dillwyn, 1817). LITERATURE. K.A. Lutaenko (2000). REMARKS. Synonymy by K.A. Lutaenko.

Pulvinus Scarlato***Pulvinus micans*** (Hanley, 1844)

OF AUTHORS. *Macoma micans*. *Peronidia micans*. VOUCHER MATERIAL. Institute of Oceanology, Hai Phong. LITERATURE. Nguyen X. Duc *et al.* (1997). K.A. Lutaenko (2000). – Nguyen X. Duc (2001, 2003). REMARKS. Known from China.

Semelangulus Iredale, 1924***Semelangulus lilium*** (Hanley, 1844).

OF AUTHORS. *Tellina lilium* Hanley, 1844. VOUCHER MATERIAL. University of Natural Science, HCM City, as *Macoma* [err. pro *Semelangulus*] *liliana*. LITERATURE. K.A. Lutaenko (2000), as *Tellina lilium* Hanley.

Semelangulus miyatensis (Yokoyama, 1920)

OF AUTHORS. *Moerella miyatensis*. *Tellina miyatensis*. *Semelangulus* classified as a subgenus of *Tellina*. VOUCHER MATERIAL. Crude Oil Safety Center, HCM City. LITERATURE. K.A. Lutaenko (2000).

Semelangulus tokubeii (Habe, 1961)

OF AUTHORS. *Tellina tokubeii*. VOUCHER MATERIAL. Crude Oil Safety Center, HCM City

Strigilla Turton, 1822***Strigilla splendida*** (Anton, 1839)

LITERATURE. Dautzenberg & Fischer (1906) as *Strigilla splendida* (Anton, 1839 as *Tellina splendida*). REMARKS. Status not known. We have only found reference to this taxon in the cited literature.

Strigilla lactea Dunker, 1861.

LITERATURE. Dautzenberg & Fischer (1906) as *Strigillina* [err. pro *Strigillia*] *lactea* Dunker, 1861. REMARKS. Status not known. Only seen in the cited literature.

Strigilla tomlini Smith, 1915

OF AUTHORS. *Aeretica tomlini*. VOUCHER MAT. TMMP Coll. Identified by R.N. Kilburn (Hylleberg 2001). LITERATURE. K.A. Lutaenko (2000) as *Aeretica tomlini* (Smith, 1915). Nguyen Xuan Duc (2003) as *Aeretica tomlini*. REMARKS. Known from the Pacific.

Tellina Linnaeus, 1758***Tellina angulata*** Linnaeus, 1767

VOUCHER MATERIAL. Institute of Oceanography, Nha Trang. LITERATURE. K.A. Lutaenko (2000). REMARKS. Known from China.

Tellina arcuata Sowerby, 1867

VOUCHER MATERIAL. Institute of Oceanography, Nha Trang. REMARKS. Not in Vietnam. Described from Jamaica.

Tellina chloroleuca (Lamarck, 1818)

OF AUTHORS. *Tellinella chloroleuca* Lamarck. *Laciolina chloroleuca* (Lamarck, 1818). VOUCHER MATERIAL. University of Natural Science, HCM City. LITERATURE. Dawydoff (1952), as *Tellinella chloroleuca* Lamarck. – K.A. Lutaenko (2000).

Tellina costata Sowerby, 1867 *non* Thunberg, 1815
= *Clathrotellina pretium* (Salisbury, 1934).

VOUCHER MATERIAL. Institute of Oceanography, Nha Trang.

Tellina crucigera Lamarck, 1818

VOUCHER MATERIAL. Institute of Oceanography, Nha Trang.

Tellina cygnus Hanley, 1844

VOUCHER MATERIAL. Research Institute for Aquaculture No. 3. – TMMP Coll. Identified by R.N. Kilburn (Hylleberg 2001). REMARKS. R.N. Kilburn found it present at RIA 3.

Tellina elongata Lamarck, 1822

LITERATURE. Nguyen Ngo Thach (2202).

Tellina foliacea Linnaeus, 1758

LITERATURE. Serène (1937). ION collection, Poulo-Condore, as *Tellina foliocea* [err. pro *foliacea*].

Tellina lanceolata Gmelin, 1791

OF AUTHORS. *Angulus lanceolata*. *A. lanceolatum*. *A. lanceolatus*. VOUCHER MATERIAL. Res. Institute for Aquaculture No. 3. LITERATURE. K.A. Lutaenko (2000) as *Angulus lanceolata* (Gmelin, 1791). REMARKS. R.N. Kilburn found it present at RIA 3. Also known from the Pacific.

Tellina perna Spengler, 1798

OF AUTHORS. *Pharaonella perna*. *Tellinella perna*. VOUCHER MATERIAL. Institute of Oceanology, Hai Phong. – Res. Institute for Aquaculture No. 3. – Univ. of Natural Science, HCM City. LITERATURE. Dawydoff (1952), as *Tellinella perna* Spengler. – Nguyen X. Duc *et al.* (1997). Lutaenko (2000). – Nguyen X. Duc (2001) as *Pharaonella parva* (sic) (Spengler). – Nguyen Chinh & Le Ngoc Hoa (2003) as *Pharaonella perna*. – Nguyen Xuan Duc (2003) as *Pharaonella parva* [sic]. REMARKS. *T. parva* ?err. pro *T. perna*. Spengler did not describe a species called *T. parva*. He listed *Tellina perna* with reference to Chemnitz (unavailable) and Born (available) as authors. However, *T. perna* is usually cited with Spengler, 1798 as the author (Hylleberg & Knudsen 2001).

Tellina planispinosa Sowerby, 1867

VOUCHER MATERIAL. Institute of Oceanography, Nha Trang. REMARKS. Not in Vietnam. Described from the Molluccas.

Tellina pulcherrima Sowerby, 1825

VOUCHER MATERIAL. Institute of Oceanography, Nha Trang. – University of Natural Science, HCM City. – TMMP Coll. Identified by R.N. Kilburn (Hylleberg 2001).

Tellina radiata Linnaeus, 1758

VOUCHER MATERIAL. Univ. of Fish., Nha Trang. REMARKS. Not in Vietnam. Known from North America.

Tellina rastellum (Hanley, 1844)

LITERATURE. Nguyen Ngo Thach (2202).

Tellina rostrata (Linnaeus, 1758)

OF AUTHORS. *Pharaonella rostrata*. VOUCHER MATERIAL. University of Natural Science, HCM City. LITERATURE. Serène (1937). ION collection, Gulf of Thailand. – Identified by R.N. Kilburn in Hylleberg (2000). – K.A. Lutaenko (2000).

Tellina rubella Deshayes, 1854

VOUCHER MATERIAL. Inst. of Oceanography, Nha Trang. – Crude Oil Safety Center, HCM City

Tellina sieboldii Deshayes, 1855

SYNONYM. *Tellina consanguinea* Sowerby, 1903. LITERATURE. Serène (1937). ION coll, Annam # 448; Field notes # 103, as *Tellina consanguinea* Sowerby. REMARKS. Known from Japan.

Tellina spengleri Gmelin, 1791

VOUCHER MATERIAL. Institute of Oceanography, Nha Trang. – Research Institute for Aquaculture No. 3. – University of Fisheries, Nha Trang. Crude Oil Safety Center, HCM City. LITERATURE. Serène (1937). ION collection, Gulf of Thailand [citing the unavailable Chemnitz]. REMARKS. R.N. Kilburn found it probably present at RIA3.

Tellina staurella Lamarck, 1818

OF AUTHORS. *Tellinella staurella*. VOUCHER MATERIAL. Institute of Oceanography, Nha Trang. LITERATURE. Dawydoff (1952) as *Tellinella staurella* Lamarck. – K.A. Lutaenko (2000).

Tellina sulcata Wood, 1815

LITERATURE. Nguyen Ngo Thach (2202).

Tellina tenuilamellata Smith, 1885

VOUCHER MATERIAL. Institute of Oceanography, Nha Trang as *Tellina temeclamellata* (sic) Smith. REMARKS. Known from Australia.

Tellina tenuilirata Sowerby, 1867

LITERATURE. K.A. Lutaenko (2000).

Tellina virgata Linnaeus, 1758

VOUCHER MATERIAL. Institute of Oceanography, Nha Trang. – University of Fisheries, Nha Trang.

LITERATURE. Serène (1937). ION collection, Annam # 437; Field notes # 103.

SEMELIDAE

Tellina vulsella Hanley, 1846

VOUCHER MATERIAL. Institute of Oceanography, Nha Trang. – University of Fisheries, Nha Trang. LITERATURE. Serène (1937). ION collection, Poulo-Condore. – Nguyen Xuan Duc (2003) as *Tellina vusella* [assumed err. pro *vulsella*; citing the unavailable Chemnitz].

Abra Leach in Lamarck, 1818

Abra fujitai (Habe, 1958)

VOUCHER MATERIAL. Crude Oil Safety Center, HCM City

Abra kurodai (Habe, 1961)

VOUCHER MATERIAL. Crude Oil Safety Center, HCM City

Abra sibogai (Prashad, 1932)

VOUCHER MATERIAL. Research Institute for Aquaculture No. 3.

Abra weberi Prashad, 1932

VOUCHER MATERIAL. Institute of Oceanology, Hai Phong. LITERATURE. Nguyen Xuan Duc (2003).

Tellinides Lamarck, 1818

Abrina Habe, 1952

Abrina magna Scarlato, 1965

LITERATURE. K.A. Lutaenko (2000). Fig.

Amphidesma Lamarck, 1818

Tellinides carinata (Spengler, 1798)

OF AUTHORS. *Tellina carinata* Spengler, 1798. SYNONYMS. *Tellina emarginata* (Sowerby, 1825). *Tellina emarginatus*. *Angulus emarginatus*. VOUCHER MATERIAL. Institute of Oceanology, Hai Phong, as *Angulus emarginatus*. – Research Institute for Aquaculture No. 3. – TMMP Coll. Identified by R.N. Kilburn (Hylleberg 2001). LITERATURE. Nguyen X. Duc *et al.* (1997) as *Tellina emarginata*. – Nguyen Xuan Duc (2001, 2003) as *Tellina emarginatus*. REMARKS. R.N. Kilburn found it probably present at RIA 3.

Amphidesma lamellosum

Sowerby in Reeve, 1853.

LITERATURE. Dautzenberg & Fischer (1905a). REMARKS. Status not known. We have only found reference to this taxon in the cited literature.

Tellinides psammotella (Lamarck, 1818)

OF AUTHORS. *Angulus psammotellus*. *Tellina psammotella* (Lamarck, 1818). VOUCHER MATERIAL. Institute of Oceanology, Hai Phong. Research Institute for Aquaculture No. 3. TMMP Coll. Identified by R.N. Kilburn (Hylleberg 2001). LITERATURE. Nguyen X. Duc *et al.* (1997). K.A. Lutaenko (2000). – Nguyen X. Duc (2001) as *Angulus psammotellus*. Nguyen Xuan Duc (2003) as *Tellina psammotella*. – Nguyen Xuan Duc (2003) as *Angulus psammotellus*. REMARKS. Known from China. R.N. Kilburn found it probably present at RIA 3 and in the TMMP Coll.

Leptomya A. Adams, 1864

Leptomya cochlearis Hinds, 1844

VOUCHER MATERIAL. Institute of Oceanology, Hai Phong. LITERATURE. Nguyen Xuan Duc (2003).

Leptomya psittacus Hanley, 1879

VOUCHER MATERIAL. TMMP Coll. Identified by R.N. Kilburn (Hylleberg 2001).

Tellinides sinuata (Spengler, 1798)

VOUCHER MATERIAL. TMMP Coll. Identified by R.N. Kilburn (Hylleberg 2001).

Semele Schumacher, 1817

Semele australis (Sowerby, 1832)

VOUCHER MATERIAL. Crude Oil Safety Center, HCM City. REMARKS. Known from the Pacific.

Semele carnicolor (Hanley, 1844)

VOUCHER MATERIAL. TMMP Coll. Identified by R.N. Kilburn (Hylleberg 2001).

Tellinides timorensis (Lamarck, 1818)

OF AUTHORS. *Tellina timorensis*. VOUCHER MATERIAL. Institute of Oceanology, Hai Phong. University of Fisheries, Nha Trang. LITERATURE. Nguyen X. Duc *et al.* (1997). – K.A. Lutaenko (2000). – Nguyen X. Duc (2001, 2003)

Semele cordiformis (Holten, 1803)

VOUCHER MATERIAL. Institute of Oceanology, Hai Phong. – TMMP Coll. Identified by R.N. Kilburn. (Hylleberg 2001). LITERATURE. Identified by R.N. Kilburn in Hylleberg (2000).

Semele crenulata (Sowerby, 1841)

SYNONYMS. *Semele scabra* (Metcalf, 1844). *Semele scabra* (Hanley, 1843). VOUCHER MATERIAL. Institute of Oceanology, Hai Phong. University of Fisheries, Nha Trang. LITERATURE. Nguyen X. Duc *et al.* (1997). – K.A. Lutaenko (2000). – Nguyen X. Duc (2001). – K.A. Lutaenko (2000). REMARKS. Known from the Pacific.

Semele sinensis (A. Adams, 1854)

OF AUTHORS. *Semele sinensis* Reeve, 1850. VOUCHER MATERIAL. University of Fisheries, Nha Trang.

Semele zebuensis (Metcalf, 1844)

OF AUTHORS. *Semele zebuensis* (Hanley, 1844). LITERATURE. Identified by R.N. Kilburn in Hylleberg (2000).

Theora H. & A. Adams, 1856

Theora lata Hinds, 1843

VOUCHER MATERIAL. Institute of Oceanology, Hai Phong. LITERATURE. Nguyen Xuan Duc (2003) as *Teora* [err. pro *Theora*] *lata*

PSAMMOBIIDAE

Asaphis Modeer, 1793

Asaphis violascens (Forsskal, 1774)

OF AUTHORS. *Sanguinolaria dichotoma* Anton, 1838. *Asaphis dichotoma* (Anton, 1838). SYNONYMS. *Asaphis deflorata* Lamarck. *Venus deflorata*. – *Asaphis rugosa* (Lamarck, 1801). VOUCHER MATERIAL. Institute of Oceanology, Hai Phong. – Institute of Oceanology, Hai Phong, as *Asaphis dichotoma* (Anton, 1838). – Institute of Oceanography, Nha Trang. – University of Fisheries, Nha Trang. – Research Institute for Aquaculture No. 3. as *Asaphis dichotoma*. Univ. of Fisheries, Nha Trang, as *Asaphis dichotoma*.

University of Natural Science, HCM City. TMMP Coll. Identified by R.N. Kilburn (Hylleberg 2001). LITERATURE. Dautzenberg & Fischer (1905a) as *Asaphis dichotoma* Anton, 1838. – Serène (1937): ION collection, Haiphong, Gulf of Thailand. # 103; Field notes # St. 804 as *Venus deflorata* Lamarck. – ION collection, Gulf of Thailand, as *Asaphis rugosa* Lamarck. – Nguyen X. Duc *et al.* (1997) as *Asaphis dichotoma* (Anton, 1838). – Identified by R.N. Kilburn and J. Hylleberg in Hylleberg (2000). – K.A. Lutaenko (2000) as *Asaphis dichotoma* (Anton, 1838). Nguyen X. Duc (2001) as *Asaphis dichotoma*. – Nguyen Chinh & Le Ngoc Hoa (2003) as *Asaphis dichotoma*. – Nguyen Xuan Duc (2003) as *Asaphis violascens*. REMARKS. *Asaphis dichotoma* (Anton, 1838) is an American species.

Asaphis contraria (Deshayes, 1863)

OF AUTHORS. (*Heteroglypta*) is a subgenus of *Asaphis* raised to genus. SYNONYM. *Asaphis nipponica* (Kuroda). *Heteroglypta nipponica*. VOUCHER MATERIAL. Crude Oil Safety Center, HCM City, as *Asaphis nipponica* (Kuroda).

Gari

Schumacher, 1817

Gari ambigua (Reeve, 1850)

VOUCHER MATERIAL. TMMP Coll. Identified by R.N. Kilburn (Hylleberg 2001).

Gari elongata (Lamarck, 1818)

OF AUTHORS. *Psammotaea elongata*. *Sanguinolaria elongata*. Subgenus (*Psammotaea*). VOUCHER MATERIAL. Inst. of Oceano., Hai Phong. Res. Inst. for Aquaculture No. 3. – TMMP Coll. ID by R.N. Kilburn (Hylleberg 2001). LITERATURE. ID by Kilburn in Hylleberg (2000). REMARKS. Kilburn found it present at RIA 3.

Gari lessoni (Blainville, 1826)

SYNONYM. *Gari schepmani* Prashad, 1932. VOUCHER MATERIAL. Research Institute for Aquaculture No. 3. – Institute of Oceanology, Hai Phong. LITERATURE. Identified by R.N. Kilburn in Hylleberg (2000). – K.A. Lutaenko (2000). – Nguyen Xuan Duc (2003). REMARKS. Known from Australia.

Gari maculosa (Lamarck, 1818)

OF AUTHORS. *Psammobia maculosa*. SYNONYM. *Capsella layardi* Deshayes, 1855. VOUCHER MATERIAL. Institute of Oceanology, Hai Phong. Research Institute for Aquaculture No. 3. Institute of Oceanography, Nha Trang as *Capsella layardi* Deshayes. LITERATURE. K.A. Lutaenko (2000). – Nguyen Xuan Duc (2003) as *Psammobia maculosa*.

Gari occidentis (Gmelin, 1791)

LITERATURE. Nguyen Ngo Thach (2202).

Gari oriens (Deshayes, 1855)

VOUCHER MATERIAL. TMMP Coll. Identified by R.N. Kilburn (Hylleberg 2001). REMARKS. Known from the Pacific.

Gari pallida (Deshayes, 1855)

SYNONYMS. *Gari hosoyai* (Habe, 1958). – *Gari reevei* (Martens, 1897). *Psammobia reevei* Martens, 1897. – *Psammobia pulchella* Reeve, 1856. VOUCHER MATERIAL. Inst. of Oceanology, Hai Phong. – Crude Oil Safety Center, HCM City, as *Gari hosoyai* (Habe, 1958). LITERATURE. K.A. Lutaenko (2000). – Nguyen Xuan Duc (2003). REMARKS. K.A. Lutaenko (2000) maintained that *Gari pallida* (Deshayes, 1855) is a senior synonym of *Psammobia reevei* Martens, 1897 which is a replacement name of *Psammobia pulchella* Reeve, 1856.

Gari pulcherrima (Deshayes, 1855)

SYNONYM. *Psammobia pazi* Hinds. VOUCHER MATERIAL. Institute of Oceanography, Nha Trang. LITERATURE. K.A. Lutaenko (2000). REMARKS. Known from the Pacific.

Gari radiata (Philippi, 1845)

OF AUTHORS. Genus *Psammobia* Lamarck, 1818. *Psammobia radiata*. *Gari radiata* (Dunker, 1844). VOUCHER MATERIAL. Inst. of Oceanology, Hai Phong. – Res. Inst. for Aquaculture No. 3. Univ. of Fish., Nha Trang. LITERATURE. Nguyen X. Duc *et al.* (1997) as *Psammobia radiata* Dunker. ID by R.N. Kilburn in Hylleberg (2000). – Nguyen X. Duc (2001) as *Psammobia radiata* Philippi. Nguyen Ngo Thach (2202) as *Psammobia radiata* Dunker, 1845. – Nguyen Xuan Duc (2003) as *Psammobia radiata*. REMARKS. Kilburn found *Gari radiata* present at RIA 3.

Gari sibogai (Prashad, 1932)

VOUCHER MATERIAL. Crude Oil Safety Center,

HCM City

Gari togata (Deshayes, 1855)

OF AUTHORS. *Psammobia togata*. *Sanguinolaria togata*. Subgenus (*Psammotaena*). VOUCHER MATERIAL. University of Natural Science, HCM City. – Institute of Oceanography, Nha Trang. TMMP Coll. Identified by R.N. Kilburn (Hylleberg 2001). LITERATURE. K.A. Lutaenko (2000). REMARKS. R.N. Kilburn found it present at RIA 3. An untreated senior homonym *Gari togata* (Gmelin, 1791) seems to exist.

Gari tonkiniensis Zorina, 1978

LITERATURE. K.A. Lutaenko (2000). Fig. REMARKS. Known from China.

Gari truncata (Linnaeus, 1767)

OF AUTHORS. *Soletellina truncata*. VOUCHER MATERIAL. Research Institute for Aquaculture No. 3. – TMMP Coll. Identified by R.N. Kilburn (Hylleberg 2001). LITERATURE. Serène (1937). ION collection, Gulf of Thailand as *Soletellina* [sic] *truncata* Gmelin. REMARKS. R.N. Kilburn found it present at RIA 3. – Collected at north end of My Khe Beach, Danang. 4 August 2001. Fishermen's sorting area on beach. From drag nets or inshore trawling. Leg. D.G. Reid as *Gari truncatus*.

Soletellina

Blainville, 1825

Soletellina adamsii (Reeve, 1857)

REMARKS. Among refuse beneath fishing wharf, Danang. 4 August 2001. Leg. D.G. Reid.

Soletellina ambigua (Reeve, 1857)

OF AUTHORS. *Psammotellina ambigua*. – Genus *Sanguinolaria* Lamarck, 1799. *Sanguinolaria ambigua* Deshayes, 1857. *Sanguinolaria ambigua* (err). VOUCHER MATERIAL. Institute of Oceanology, Hai Phong. – University of Fisheries, Nha Trang. LITERATURE. Nguyen X. Duc *et al.* (1997) as *Psammotellina ambigua* (Deshayes). – K.A. Lutaenko (2000). – Nguyen X. Duc (2001) as *Sanguinolaria ambigua* (err). Nguyen Xuan Duc (2003) as *Psammotellina ambigua*.

Soletellina atrata Deshayes in Reeve, 1857

OF AUTHORS. *Hiatula atrata*. *Sanguinolaria atrata*. LITERATURE. K.A. Lutaenko (2000).

Soletellina castanea Scarlato, 1965

OF AUTHORS. *Sanguinolaria castanea*. VOUCHER MATERIAL. University of Fisheries, Nha Trang as *Sanguinolaria castanea*. REMARKS. Known from China.

Soletellina chinensis (Deshayes, 1855)

OF AUTHORS. *Sanguinolaria chinensis*. *Hiatula chinensis* Mörch, 1854. VOUCHER MATERIAL. Research Institute for Aquaculture No. 3 as *Sanguinolaria chinensis* (Mörch, 1835). University of Fisheries, Nha Trang. LITERATURE. K.A. Lutaenko (2000). Nguyen Ngo Thach (2002) as *Hiatula chinensis* Mörch, 1854. Nguyen Chinh & Le Ngoc Hoa (2003) as *Sanguinolaria chinensis*. REMARKS. The voucher material has Mörch as author. It is probably err. pro Deshayes.

Soletellina consobrina (Deshayes, 1857)

LITERATURE. Serène (1937). ION collection, Cochinchine, as *Solenotellina* [sic] *consobrina*.

Soletellina diphos Linnaeus, 1771

OF AUTHORS. Genus *Hiatula* Modeer, 1793 [controversial genus]. – *Hiatula diphos*. *Sanguinolaria diphos*. SYNONYMS. *Solen violaceus* Lamarck, 1818, non Lightfoot, 1786 = *S. diphos*. *Asaphis violaceus*. *Caprella violacea*. *Sanguinolaria violacea* (Lamarck, 1818). *Sanguinolaria violaceus*. – *Soletellina cumingiana* (Reeve, 1857). *Soletellina cumingina* Deshayes, 1855. *Sanguinolaria cumingina*. VOUCHER MATERIAL. Institute of Oceanology, Hai Phong. – Institute of Oceanography, Nha Trang. – University of Fisheries, Nha Trang. – University of Natural Science, HCM City. – TMMP Coll. Identified by R.N. Kilburn (Hylleberg 2001). LITERATURE. Serène (1937): ION collection, Haiphong, as *Caprella violacea* R. – ION collection, Gulf of Thailand, as *Solenotellina* [sic] *eumingina* [sic]. ION collection, Thailand, as *Solenotellina* [sic] *violacea* Lamarck. – Nguyen Chinh (1996) as *Sanguinolaria diphos*. – Nguyen X. Duc *et al.* (1997) as *Sanguinolaria violacea* (Lamarck). – K.A. Lutaenko (2000) as *Soletellina violaceus* (Lamarck, 1818). – Nguyen X. Duc (2001, 2003) as *Sanguinolaria diphos*. – Nguyen X. Duc (2001, 2003) as *Sanguinolaria violacea*. REMARKS. *Soletellina cumingiana* (Reeve, 1857)

was collected by D.G. Reid 10 km north of Danang. 2 August 2001. Washed up on open sandy beach.

Soletellina minor (Deshayes, 1855)

OF AUTHORS. *Gari minor*. VOUCHER MATERIAL. University of Fisheries, Nha Trang.

Soletellina oblonga (Deshayes, 1857)

LITERATURE. Identified by D.G. Reid in Hylleberg (2000).

Soletellina planulata Reeve, 1857

VOUCHER MATERIAL. University of Fisheries, Nha Trang.

Soletellina ?tumens (Reeve, 1857)

OF AUTHORS. *Hiatula tumens*. LITERATURE. Identified by R.N. Kilburn in Hylleberg (2000). REMARKS. Known from Australia.

Soletellina virescens (Deshayes, 1855)

OF AUTHORS. *Hiatula virescens*. *Sanguinolaria virescens*. VOUCHER MATERIAL. Institute of Oceanology, Hai Phong. – University of Fisheries, Nha Trang. – TMMP Coll. Identified by R.N. Kilburn as *Hiatula ?virescens* (Hylleberg 2001). LITERATURE. Nguyen X. Duc *et al.* (1997). – Nguyen X. Duc (2001, 2003)

SOLECURTIDAE

Azorinus

Récluz, 1869

Azorinus coarctatus (Gmelin, 1791)

OF AUTHORS. *Solecurtus coarctatus*. *Zozia coarctatus*. – *Solenocutus* Sowerby [err. pro *Solecurtus*]. *Solenocurtis* Swainson, 1840 [err. pro *Solecurtus*]. SYNONYMS. *Azorinus abbreviatus*. *Solecurtus abbreviatus* Gould, 1869. – *Solen chamasolen* Da Costa, 1778. VOUCHER MATERIAL. Institute of Oceanology, Hai Phong. – Institute of Oceanography, Nha Trang. Research Institute for Aquaculture No. 3. TMMP Coll. Identified by R.N. Kilburn (Hylleberg 2001). LITERATURE. Nguyen Ngo Thach (2002) as *Azorinus abbreviatus* Gould, 1869. – K.A. Lutaenko (2000). – Nguyen Xuan Duc (2003) as *Solenocurtis* [err.] *abroviatus* [err. pro *abbreviatus*]. – Nguyen Xuan Duc (2003) as *Zozia coarctata*. REMARKS. R.N. Kilburn found it present at RIA 3.

Azorinus scheepmakeri (Dunker, 1852)

OF AUTHORS. *Zozia scheepmakeri* (Dunker, 1852). VOUCHER MATERIAL. Institute of Oceanology, Hai Phong.

Solecirtus Blainville, 1824***Solecirtus divaricatus*** (Lischke, 1869)

VOUCHER MATERIAL. University of Fisheries, Nha Trang. LITERATURE. K.A. Lutaenko (2000).

Solecirtus exaratus (Philippi, 1849)

OF AUTHORS. *Solenocirtus* [sic] *exaratus*. VOUCHER MATERIAL. Crude Oil Safety Center, HCM City. LITERATURE. Dautzenberg & Fischer (1906) as *Solenocirtus* [err. pro *Solecirtus*] *exaratus* Philippi in Reeve, 1874. – K.A. Lutaenko (2000). – Nguyen Xuan Duc (2003) as *Solenocirtus* [err. pro *Solecirtus*] *exaratus*. REMARKS. Known from China.

Solecirtus quoyi Reeve, 1874

LITERATURE. Nguyen Ngo Thach (2202).

Solecirtus wilsoni (Tryon, 1870)

LITERATURE. Nguyen Ngo Thach (2202).

Tagelus Gray, 1847***Tagelus bourgeoisae*** Hertlein, 1951

VOUCHER MATERIAL. University of Fisheries, Nha Trang as *Tagelus bourgeoisae* Harllein (sic). REMARKS. Not in Vietnam. Known from West America.

DONACIDAE

Donax Linnaeus, 1758***Donax acuticarinatus*** Sowerby, 1866

LITERATURE. Serène (1937). ION collection, Gulf of Thailand, as *Donax acutocarinatus* [err. pro *acuticarinatus*] Sowerby. REMARKS. Not yet recorded from Vietnam.

Donax brazieri Smith, 1892

LITERATURE. Nguyen Ngo Thach (2202).

Donax californicus Conrad, 1837

VOUCHER MATERIAL. University of Fisheries, Nha Trang. REMARKS. Not in Vietnam. Known from West America.

Donax cuneatus (Linnaeus, 1758)

OF AUTHORS. *Latona cuneata*. SYNONYM. *Donax bicolor* Gmelin, 1791. VOUCHER MATERIAL. Institute of Oceanology, Hai Phong. – Institute of Oceanography, Nha Trang. – Research Institute for Aquaculture No. 3. – University of Fisheries, Nha Trang. – University of Natural Science, HCM City. – TMMP Coll. Identified by R.N. Kilburn (Hylleberg 2001). LITERATURE. Dautzenberg & Fischer (1905b) as *Donax bicolor* Gmelin, 1790. – Serène (1937). ION collection, Nha Trang, as *Donax bicolor* Gmelin. K.A. Lutaenko (2000). – Nguyen Xuan Duc (2003) as *Dnax* [err.] *caecatus* [assumed err. pro *cuneatus*]. REMARKS. R.N. Kilburn found it present at RIA 3.

Donax dysoni Deshayes, 1855

Donax semigranosus tropicus. Subgenus (*Chion*). VOUCHER MATERIAL. Institute of Oceanology, Hai Phong. LITERATURE. Serène (1937). ION collection, Gulf of Thailand. – K.A. Lutaenko (2000). REMARKS. K.A. Lutaenko (2000) states that *Donax semigranosus tropicus* Scarlato, 1965 is a synonym of *Donax dysoni* Deshayes, 1855.

Donax faba Gmelin, 1791

SYNONYM. *Donax faba* var. *radians* Lamarck, 1818. VOUCHER MATERIAL. Institute of Oceanology, Hai Phong. – Research Institute for Aquaculture No. 3. – University of Fisheries, Nha Trang. – TMMP Coll. Identified by R.N. Kilburn (Hylleberg 2001). LITERATURE. Dautzenberg & Fischer (1905b) as *Donax faba* Gmelin, 1790. – Dautzenberg & Fischer (1905b) as *Donax faba* var. *radians* Lamarck, 1818. Serène (1937). ION collection, Nha Trang, as *Donax faba* var. *radians* Lamarck. – Nguyen X. Duc et al. (1997). – Identified by R.N. Kilburn in Hylleberg (2000). – K.A. Lutaenko (2000). Nguyen Xuan Duc (2003) as *Dnax* [err. pro *Donax*] *faba*. REMARKS. R.N. Kilburn found it present at RIA 3.

Donax incarnatus Gmelin, 1791

VOUCHER MATERIAL. Institute of Oceanology, Hai Phong. – Institute of Oceanography, Nha Trang. LITERATURE. Dautzenberg & Fischer (1905b) as *Donax incarnatus* Gmelin, 1790. – Dautzenberg & Fischer (1906) as *Donax incarnatus* [citing

the unavailable Chemitz]. – Serène (1937). ION collection, Gulf of Thailand [citing the unavailable Chemnitz]. – Nguyen Xuan Duc (2003) as *Dnax* [err.] *incarnasta* [assumed err. pro *incarnatus*].

Donax kiusinensis (Pilsbry, 1901)

OF AUTHORS. Genus *Chion* Scopoli, 1777. *Chion kiusinensis* (Pilsbry, 1901). VOUCHER MATERIAL. Crude Oil Safety Center, HCM City

Donax nitidus Deshayes, 1854

LITERATURE. K.A. Lutaenko (2000).

Donax saigonensis Crosse & Fischer, 1864

LITERATURE. Serène (1937). ION collection, Nha Trang.

Donax semigranosus Dunker, 1877

OF AUTHORS. *Chion semigranosus*. VOUCHER MATERIAL. University of Fisheries, Nha Trang. LITERATURE. Dautzenberg & Fischer (1906) as *Donax semigranosus* Dunker, 1877. – Serène (1937). ION collection, Nha Trang.

Donax serra Röding, 1798

VOUCHER MATERIAL. University of Fisheries, Nha Trang. REMARKS. Not in Vietnam. Known from South Africa.

Donax striatus Linnaeus, 1758

LITERATURE. Dawydoff (1952). REMARKS. Not in Vietnam. Known from East America.

Donax tinctus Gould, 1850

LITERATURE. Identified by R.N. Kilburn. Hylleberg (2000).

Donax variabilis Say, 1822

VOUCHER MATERIAL. University of Natural Science, HCM City. REMARKS. Not in Vietnam. Known from East America.

TRAPEZIIDAE

(including LIBITINIDAE)

Coralliophaga Blainville, 1824

Coralliophaga coralliophaga (Gmelin, 1791)

OF EARLY AUTHORS. *Chama coralliophaga* Gmelin, 1791 SYNONYMS. *Coralliophaga carditoidea* Blainville, 1824. – *Coralliophaga dactylus* Bruguière. – *Trapezium laminata* Reeve, 1843. VOUCHER MATERIAL. Institute of

Oceanography, Nha Trang, as *Trapezium laminata* Reeve. LITERATURE. Serène (1937): ION collection, Poulo-Condore, as *Coralliophaga dactylus* Bruguière. – ION collection, Poulo-Condore as *Coralliophaga carditoidea* Blainville. – ION collection, Poulo-Condore, Nha Trang, as *Chama coralliophaga* [citing the unavailable Chemnitz]. Nguyen X. Duc *et al.* (1997). – K.A. Lutaenko (2000). – Nguyen X. Duc (2001). REMARKS. *Chama coralliophaga* is the original combination for *Coralliophaga coralliophaga* (Gmelin, 1791)

Glossocardia

Stoliczka, 1870

Glossocardia obesa (Reeve, 1843)

LITERATURE. Nguyen Ngo Thach (2202).

Trapezium

Mühlfeld, 1811

Trapezium bicarinatum Schumacher, 1817

VOUCHER MATERIAL. University of Natural Science, HCM City.

Trapezium liratum (Reeve, 1843)

SYNONYMS. *Trapezium japonicum* (Pilsbry, 1905). *Libitina japonica*. – Genus *Libitina* Schumacher, 1817 is a synonym of *Trapezium*. VOUCHER MATERIAL. TMMP Coll. Identified by R.N. Kilburn (Hylleberg 2001). LITERATURE. Nguyen X. Duc *et al.* (1997). – Identified by R.N. Kilburn in Hylleberg (2000). – K.A. Lutaenko (2000). – Nguyen X. Duc (2001) as *Libitina japonicum* (Pilsbry, 1905) in family Libitinae. Nguyen Xuan Duc (2003) as *Trabelzium* (sic) *liratum*. – Nguyen Xuan Duc (2003) as *Libitina japonica*.

Trapezium oblongum (Linnaeus, 1758)

VOUCHER MATERIAL. Institute of Oceanography, Nha Trang. – Research Institute for Aquaculture No. 3. – TMMP Coll. Identified by R.N. Kilburn (Hylleberg 2001). REMARKS. R.N. Kilburn found it present at RIA 3.

Trapezium sublaevigatum (Lamarck, 1819)

VOUCHER MATERIAL. Institute of Oceanography, Nha Trang. LITERATURE. K.A. Lutaenko (2000). REMARKS. Known from the Pacific.

Trapezium vellicata (Reeve, 1843)

OF AUTHORS. *Libitina vellicata*. LITERATURE. Dautzenberg & Fischer (1905a) as *Libitina vellicata* Reeve, 1843. REMARKS. Status not known. We have only found reference to this taxon in the cited literature.

GLOSSIDAE

(including Isocardiidae)

Meiocardia

H. & A. Adams, 1857

Meiocardia lamarckii (Reeve, 1845)

VOUCHER MATERIAL. Crude Oil Safety Center, HCM City. REMARKS. KNOWN from the Pacific.

Meiocardia moltkiana (Spengler, 1783)

OF AUTHORS. *Isocardia moltkiana*. LITERATURE. Serène (1937). ION collection, Poulo-Condore [citing the non available Chemnitz]. REMARKS. Known from China and Japan.

Meiocardia vulgaris (Reeve, 1845)

OF AUTHORS. *Isocardia vulgaris*. *Glossus vulgaris*. Genus *Glossus* Poli, 1795. VOUCHER MATERIAL. Institute of Oceanology, Hai Phong. LITERATURE. K.A. Lutaenko (2000). – Nguyen Xuan Duc (2003).

CORBICULIDAE

Gelonia Gray, 1842*Gelonia coxans* (Gmelin, 1791)

OF AUTHORS. *Polymesoda coxans*. VOUCHER MATERIAL. Research Inst. for Aquaculture No. 3.

VENERIDAE

Amiantis Carpenter, 1864*Amiantis umbonella* (Lamarck, 1818)

OF AUTHORS. *Merethrix* [err. pro *Meretrix*] *umbonella*. LITERATURE. Dawydoff (1952) as *Merethrix* [err.] (*Cythera*) *umbonella*. REMARKS. Known from the Red Sea.

Anomalocardia Schumacher, 1817*Anomalocardia flexuosa* (Linnaeus, 1767)

OF AUTHORS. *Venus flexuosa*. VOUCHER MATERIAL. Institute of Oceanology, Hai Phong. – University of Fisheries, Nha Trang. – TMMP Coll. Identified by R.N. Kilburn (Hylleberg 2001). LITERATURE. Serène (1937). ION collection Cochinchine. Annam, as *Venus flexuosa* Linné. – Nguyen Chinh (1996). – Nguyen X. Duc *et al.* (1997). – *Anomalocardia flexuosa* identified by Nguyen Chinh in Hylleberg (2000). – K.A. Lutaenko (2000). – Nguyen X. Duc (2001). REMARKS. KNOWN from China.

Anomalocardia impressa Anton, 1837 *non*

Des Serres, 1827 = *Anomalocardia producta*. OF AUTHORS. *Venus impressa* Anton, 1837. VOUCHER MATERIAL. Institute of Oceanography, Nha Trang. LITERATURE. Dautzenberg & Fischer (1905b) as *Venus impressa* Anton, 1837. – Dautzenberg & Fischer (1906) as *Venus* (*Cryptogramma*) *impressa* Anton. – Serène (1937). ION collection as *Venus impressa* Huton (sic). REMARKS. KNOWN from Japan.

Anomalocardia producta Kuroda & Habe, 1951

VOUCHER MATERIAL. Institute of Oceanography, Nha Trang.

Anomalodiscus Dall, 1902*Anomalodiscus squamosa* (Linnaeus, 1758)

OF AUTHORS. *Anomalocardia squamosa*. *Chione squamosa*. *Venus squamosa*. VOUCHER MATERIAL. Institute of Oceanology, Hai Phong. – Institute of Oceanography, Nha Trang. – Research Institute for Aquaculture No. 3. – University of Natural Science, HCM City. – University of Fisheries, Nha Trang. – TMMP Coll. Identified by R.N. Kilburn (Hylleberg 2001). LITERATURE. Dautzenberg & Fischer (1905a,b) as *Venus* (*Cryptogramma*) *squamosa* Linnaeus, 1758. Serène (1937). ION collection, Gulf of Thailand, as *Venus squamosa* Linné. – Nguyen Chinh (1996). – *Anomalodiscus squamosa* identified by D.G. Reid and R.N. Kilburn in Hylleberg (2000). – K.A. Lutaenko (2000). – Nguyen Xuan Duc (2003) as *Chione squamosa*. REMARKS. R.N. Kilburn found it present at RIA3.

Antigona Schumacher, 1817*Antigona lamellaris* Schumacher, 1817

OF AUTHORS. *Venus lamellaris*. VOUCHER MATERIAL. Institute of Oceanography, Nha Trang. Crude Oil Safety Center, HCM City. LITERATURE. K.A. Lutaenko (2000). REMARKS. Collected at north end of My Khe Beach, Danang. 4 August 2001. Fishermen's sorting area on beach. From drag nets or inshore trawling. Leg. D.G. Reid.

Callista Poli, 1791*Callista brevisiphonata* (Carpenter, 1864)

VOUCHER MATERIAL. University of Fisheries, Nha Trang. REMARKS. Not in Vietnam. Known from the North Pacific.

Callista chinensis Holten, 1803

VOUCHER MATERIAL. University of Fisheries, Nha Trang.

Callista erycina (Linnaeus, 1758)

OF AUTHORS. *Costacallista erycina* Linné. *Meretrix erycina* Linné. VOUCHER MATERIAL. Institute of Oceanography, Nha Trang. Research Institute for Aquaculture No. 3. – University of Fisheries, Nha Trang. LITERATURE. Dawydoff (1952) *Merethrix* [err. pro *Meretrix*] *crucina* Linné. Nguyen Chinh & Le Ngoc Hoa (2003) as *Callista erycina*. – Nguyen Xuan Duc (2003). REMARKS. Not in Vietnam. A Northern Indian Ocean species.

Callista florida (Lamarck, 1818)

OF AUTHORS. *Meretrix florida* Lamarck. VOUCHER MATERIAL. Institute of Oceanography, Nha Trang. – Institute of Oceanography, Nha Trang, as *Macra* [err. pro *Callista*] *florida* Lamarck.

Callista lilacina Lamarck, 1818

VOUCHER MATERIAL. Research Institute for Aquaculture No. 3. LITERATURE. Dawydoff (1952) as *Merethrix* (sic) *lilacina* Lamk. REMARKS. R.N. Kilburn found it present at RIA3.

Callista nioba Clench and McLean, 1936

SYNONYMS. *Callista costata* Dillwyn, 1817 (not Gmelin, 1791). *Merethrix costata*. LITERATURE. Dawydoff (1952) as *Merethrix costata* [citing Chemnitz]. – K.A. Lutaenko (2000). REMARKS. Lutaenko maintained that the correct name is *Callista nioba* Clench and McLean, 1936.

Callocardia A. Adams, 1864*Callocardia guttata* (A. Adams, 1864)

OF AUTHORS. *Pitar guttata*. VOUCHER MATERIAL. Crude Oil Safety Center, HCM City. REMARKS. Known from Japan.

Chamelea Mörch, 1853*Chamelea striatula* De Costa, 1778

VOUCHER MATERIAL. Institute of Oceanography, Nha Trang. REMARKS. Not in Vietnam. Known from Europe.

Chione Mühlfeld, 1811*Chione cancellata* Linnaeus, 1767

SYNONYMS. *Chione dysera* Gmelin, 1791. *Venus dysera*. LITERATURE. Serène (1937). ION collection, Thailand [citing the unavailable Chemnitz] as *Venus dysira* (sic). REMARKS. Not in Vietnam. A Pacific species.

Chione paphia (Linnaeus, 1767)

OF AUTHORS. *Anaitis* Römer, 1857. LITERATURE. Dawydoff (1952), Annam & Poulo-Condore as *Anaitis pafia* (sic) Linné. REMARKS. Not in Vietnam. A Caribbean species.

Circe Schumacher, 1817*Circe corrugata* (Dillwyn, 1817)

LITERATURE. Dawydoff (1952) as *Circe corrugata* [citing the unavailable Chemnitz]. REMARKS. Known from the Indian Ocean.

Circe nana (Melvill, 1898)

OF AUTHORS. *Gouldia nana*. Subgen. (*Redicirce*). VOUCHER MATERIAL. Institute of Oceanology, Hai Phong. – Crude Oil Safety Center, HCM City. LITERATURE. Nguyen Xuan Duc (2003) as *Gouldia (Radicirce)* [sic] *nana*. REMARKS. KNOWN from the Pacific.

Circe personata (Deshayes, 1854)

LITERATURE. Serène (1937). ION collection, Poulo-Condore. REMARKS. Probably an elongate form of *Circe scripta*

Circe rivularis (Born, 1778)

VOUCHER MATERIAL. University of Fisheries, Nha Trang.

Circe scripta (Linnaeus, 1758)

OF AUTHORS. *Circe scriptum*. *Gafrarium scriptum*. SYNONYM. *Circe scripta stutzeri* (Donovan, 1824). VOUCHER MATERIAL. Inst. of Oceanology, Hai Phong. – Institute of Oceanology, Hai Phong as *Circe stutzeri*. – Institute of Oceanography, Nha Trang, as *Circe ricata* err. – Research Inst. for Aquaculture No. 3. – University of Fisheries, Nha Trang. – University of Natural Science, HCM City. – TMMP Coll. Identified by R.N. Kilburn (Hylleberg 2001). LITERATURE. Serène (1937). ION collection, Gulf of Thailand, as *Circe scripta* Lamarck. – Nguyen X. Duc *et al.* (1997). Bui Quang Nghi (2000). – K.A. Lutaenko (2000). – Nguyen X. Duc (2001) as *Circe scripta*. – Nguyen X. Duc (2001) as *Gafrarium scriptum*. – Nguyen Xuan Duc (2003) as *Circe stutzeri*. – Nguyen Xuan Duc (2003) as *Circe scripta*. – Nguyen Xuan Duc (2003) as *Gafrarium scriptum*. REMARKS. R.N. Kilburn found it present at RIA 3.

Circe tumefacta Sowerby, 1851

LITERATURE. Nguyen X. Duc *et al.* (1997). Nguyen X. Duc (2001) as *Circe tumepecta* (sic). Nguyen X. Duc (2003) as *Circe tumepacta* (sic).

Clementia Gray, 1842***Clementia papyracea*** (Gmelin, 1791)

VOUCHER MATERIAL. Institute of Oceanology, Hai Phong. LITERATURE. Nguyen Xuan Duc (2003).

Cyclina

Deshayes, 1850

Cyclina sinensis (Gmelin, 1791)

OF AUTHORS. *Venus chinensis* Gmelin, 1791. *Callista sinensis* (Gmelin, 1791). SYNONYM. *Cyclina flavida* Deshayes. VOUCHER MATERIAL. Institute of Oceanology, Hai Phong. – Research Institute of Marine Products. – Institute of Oceanography, Nha Trang. – TMMP Coll. Identified by R.N. Kilburn (Hylleberg 2001). LITERATURE. Dautzenberg & Fischer (1905b, 1906) as *Cyclina chinensis* [citing the unavailable Chemitz]. – Serène (1937). ION collection. Cochinchine. Tonkin [citing Chemnitz]. ION collection, Annam, as *Cyclina*

flavida Deshayes. – Nguyen Chinh (1996). Nguyen X. Duc *et al.* (1997). – *Cyclina sinensis* identified by D.G. Reid in Hylleberg (2000). K.A. Lutaenko (2000). – Nguyen X. Duc (2001).

Dosinia

Gray, 1835

Dosinia amphidesmoides (Reeve, 1850)

OF AUTHORS. *Pardosinia amphidesmoides*. SYNONYM. *Dosinia exoleta amphidesmoides*. VOUCHER MATERIAL. Crude Oil Safety Center, HCM City. LITERATURE. K.A. Lutaenko (2000).

Dosinia angulosa (Philippi, 1847)

VOUCHER MATERIAL. Institute of Oceanology, Hai Phong. – Crude Oil Safety Center, HCM City. LITERATURE. Nguyen Xuan Duc (2003). REMARKS. Known from the Pacific.

Dosinia aspera (Reeve, 1850)

OF AUTHORS. *Phacosoma aspera* (Reeve). VOUCHER MATERIAL. Institute of Oceanology, Hai Phong. – Institute of Oceanography, Nha Trang. Crude Oil Safety Center, HCM City. LITERATURE. Nguyen X. Duc *et al.* (1997) as *Phacosoma aspera* (Reeve). – Nguyen X. Duc (2001, 2003)

Dosinia biscocta (Reeve, 1850)

VOUCHER MATERIAL. Crude Oil Safety Center, HCM City.

Dosinia concinna (Sowerby, 1852)

LITERATURE. K.A. Lutaenko (2000).

Dosinia contusa (Reeve, 1850)

LITERATURE. Serène (1937). ION collection, Gulf of Thailand. REMARKS. Not yet recorded from Vietnam.

Dosinia cretacea (Reeve, 1850)

VOUCHER MATERIAL. Institute of Oceanology, Hai Phong. – Institute of Oceanography, Nha Trang. LITERATURE. Serène (1937). ION collection, Gulf of Thailand. – K.A. Lutaenko (2000). – Nguyen Xuan Duc (2003).

Dosinia cumingii (Reeve, 1850)

OF AUTHORS. *Phacosoma cumingii* (Reeve, 1850). VOUCHER MATERIAL. Inst. of Oceanology, Hai Phong. LITERATURE. K.A. Lutaenko (2000) as *Phacosoma cumingii* (Reeve, 1850). Nguyen Xuan Duc (2003).

Dosinia eudeli (Fischer-Piette & Delmas, 1967)

LITERATURE. Nguyen Ngo Thach (2002).

Dosinia exasperata (Philippi, 1847)

OF AUTHORS. *Phacosoma exasperata*. SYNONYM. *Dosinia sieboldii* Reeve, 1850. VOUCHER MATERIAL. Institute of Oceanography, Nha Trang. Institute of Oceanography, Nha Trang, as *Dosinia sieboldii*. – Research Institute for Aquaculture No. 3. – TMMP Coll. Identified by R.N. Kilburn (Hylleberg 2001). LITERATURE. K.A. Lutaenko (2000) as *Phacosoma exasperata* (Philippi, 1847). REMARKS. R.N. Kilburn found it present at RIA 3. – From Luong Son, 15 km N Nha Trang. 7 August 2001. Trawled by fishermen, 10–20 m, nearshore. Leg. D.G. Reid. Also known from Japan and Australia.

Dosinia fibula Reeve, 1850

OF AUTHORS. *Dosinia fibula* Reeve var. LITERATURE. Dautzenberg & Fischer (1905b) as *Dosinia fibula* Reeve var. – Serène (1937). ION collection, Nha Trang

Dosinia glauca (Reeve, 1850)

VOUCHER MATERIAL. Institute of Oceanography, Nha Trang. REMARKS. Known from Japan and the Philippines.

Dosinia gruneri (Philippi, 1848)

LITERATURE. Dautzenberg & Fischer (1906) as *Dosinia gruneri* (Philippi, 1847). – Serène (1937). ION collection, Nha Trang. REMARKS. Known from China and Japan.

Dosinia histrio (Gmelin, 1791)

OF AUTHORS. *Dosinia histria* (Gmelin). SYNONYM. *Dosinia variegata* (Gray, 1838). VOUCHER MATERIAL. Institute of Oceanology, Hai Phong. Institute of Oceanography, Nha Trang, as *Dosinia variegata*. LITERATURE. Nguyen X. Duc *et al.* (1997) as *Dosinia histria* (Gmelin). Nguyen X. Duc (2001, 2003). REMARKS. *Dosinia variegata* is known from the Indian Ocean.

Dosinia incisa (Reeve, 1850)

LITERATURE. Nguyen Ngo Thach (2202).

Dosinia japonica (Reeve, 1856)

VOUCHER MATERIAL. Institute of Oceanology, Hai Phong. – University of Fisheries, Nha Trang. LITERATURE. Identified by Nguyen Chinh in Hylleberg (2000). – Nguyen Xuan Duc (2003). REMARKS. Known from the North Pacific.

Dosinia juvenilis (Gmelin, 1791)

OF AUTHORS. *Dosinia juvenus* [err.]. LITERATURE. Serène (1937). ION collection, Poulo-Condore,

as *Dosinia juvenus* [citing Chemnitz].

Dosinia laminata (Reeve, 1850)

OF AUTHORS. *Phacosoma laminata* (Reeve). VOUCHER MATERIAL. Inst. of Oceanol., Hai Phong. Univ. of Fish., Nha Trang. LITERATURE. Nguyen X. Duc *et al.* (1997) as *Phacosoma laminata* (Reeve). – Nguyen X. Duc (2001, 2003)

Dosinia orbiculata (Dunker, 1877)

VOUCHER MATERIAL. Institute of Oceanology, Hai Phong. LITERATURE. Nguyen Xuan Duc (2003). REMARKS. Known from China and Japan.

Dosinia ?penicillata (Reeve, 1850)

LITERATURE. Identified by R.N. Kilburn in Hylleberg (2000).

Dosinia radiata (Reeve, 1850)

OF AUTHORS. *Tapes radiatus*. VOUCHER MATERIAL. University of Fisheries, Nha Trang as *Tapes radiatus* Deshayes. LITERATURE. Serène (1937). ION collection, Gulf of Thailand [citing Chemnitz]. REMARKS. Known from the Red Sea.

Dosinia scalaris (Menke, 1843)

OF AUTHORS. *Bonartemis scalaris*. VOUCHER MATERIAL. Research Institute for Aquaculture No. 3. LITERATURE. Nguyen Chinh & Le Ngoc Hoa (2003) as *Bonartemis scalaris*.

Dosinia subrosea Gray, 1835

VOUCHER MATERIAL. University of Natural Science, HCM City. REMARKS. Not in Vietnam. Known from New Zealand.

Dosinia trailli (Adams, 1856)

OF AUTHORS. *Dosinella trailli*. SYNONYMS. Possibly *Dosinella corrugata* (Reeve, 1850) and *Dosinella penicillata* (Reeve, 1850). LITERATURE. ID by R.N. Kilburn (Hylleberg 2000). – K.A. Lutaenko (2000) as *Dosinella trailli* (Adams, 1856). REMARKS. K.A. Lutaenko (2000) states that *Dosinia trailli* is a distinct species.

Dosinia ?tumidum (Gray, 1839)

SYNONYM. *Dosinia pubescens* (Philippi, 1847). VOUCHER MATERIAL. TMMP Coll. ID by R.N. Kilburn (Hylleberg 2001). REMARKS. A prior name for *Dosinia pubescens* (Philippi, 1847).

Gafrarium Röding, 1798***Gafrarium dispar*** Holten, 1802

OF AUTHORS. *Gafrarium dispar* (Dillwyn, 1817). *Gafrarium disper* [err.]. SYNONYM. *Circe*

pulicaris Lamarck, 1818. VOUCHER MATERIAL. Research Institute for Aquaculture No. 3. Institute of Oceanography, Nha Trang. – Institute of Oceanography, Nha Trang, as *Circe pulicaris*. TMMP Coll. Identified by R.N. Kilburn (Hylleberg 2001). LITERATURE. Bui Quang Nghi (2000) as *Gafrarium disper* (sic). REMARKS. R.N. Kilburn found it present at RIA 3.

Gafrarium divaricatum (Gmelin, 1791)

OF AUTHORS. *Venus divaricata* Gmelin, 1791. *Circe divaricata*. *Crista divaricata*. *Gafrarium divaricata*. VOUCHER MATERIAL. Institute of Oceanology, Hai Phong. – Institute of Oceanography, Nha Trang. – Research Institute for Aquaculture No. 3. – University of Fisheries, Nha Trang. – University of Natural Science, HCM City. LITERATURE. Dautzenberg & Fischer (1905b, 1906) as *Crista divaricata* [citing the unavailable Chemnitz]. – Serène (1937). ION collection, Gulf of Thailand as *Circe divaricata* [citing the unavailable Chemnitz]. – Nguyen X. Duc *et al.* (1997). – Bui Quang Nghi (2000). K.A. Lutaenko (2000). – Nguyen X. Duc (2001).

Gafrarium equivocum (Holten, 1802)

LITERATURE. Nguyen Ngo Thach (2202).

Gafrarium menkei (Jonas, 1846)

LITERATURE. Nguyen Ngo Thach (2202).

Gafrarium pectinatum (Linnaeus, 1758)

OF AUTHORS. *Circe pectinata* Linné. *Cytherea pectinata* Linné. VOUCHER MATERIAL. Institute of Oceanology, Hai Phong. – Institute of Oceanography, Nha Trang. – Research Institute for Aquaculture No. 3. – University of Fisheries, Nha Trang. – University of Natural Science, HCM City. – TMMP Coll. Identified by R.N. Kilburn (Hylleberg 2001). LITERATURE. Serène (1937). ION collection, Gulf of Thailand, as *Circe pectinata* Linné. – Nguyen X. Duc *et al.* (1997). – Bui Quang Nghi (2000). – K.A. Lutaenko (2000). – Identified by J. Hylleberg in Hylleberg (2000). – Nguyen X. Duc (2001).

Gafrarium tumidum (Röding, 1798)

OF AUTHORS. *Gafrarium tumidum* (Bolten, 1789). SYNONYMS. *Cytherea gibbia* Lamarck, 1818. *Gafrarium gibba*. *Circe gibba*. VOUCHER MATERIAL. Institute of Oceanography, Nha Trang, as *Circe gibba*. – Research Institute for Aquaculture No. 3. – University of Fisheries,

Nha Trang. – University of Natural Science, HCM City. – TMMP Coll. Identified by R.N. Kilburn (Hylleberg 2001). LITERATURE. Dautzenberg & Fischer (1905a) as *Crista gibbia* Lamarck, 1818. – Serène (1937). ION collection, Gulf of Thailand, as *Circe gibba* Lamarck. Nguyen X. Duc *et al.* (1997). – Identified by J. Hylleberg in Hylleberg (2000). – K.A. Lutaenko (2000). – Nguyen X. Duc (2001) as *Gafrarium tumidum*. – Nguyen X. Duc (2001) as *Gafrarium gibba*. – Nguyen Chinh & Le Ngoc Hoa (2003) as *Gafrarium gilba* (sic). – Nguyen Chinh & Le Ngoc Hoa (2003) as *Gafrarium tumidum*. Nguyen Xuan Duc (2003) as *Gafrarium gibba*. REMARKS. R.N. Kilburn found it present at RIA3.

Globivenus Coen, 1934

Globivenus toreuma (Gould, 1850)

OF AUTHORS. *Venus toreuma*. VOUCHER MATERIAL. Institute of Oceanology, Hai Phong. – Institute of Oceanography, Nha Trang. – University of Fisheries, Nha Trang. – TMMP Coll. Identified by R.N. Kilburn (Hylleberg 2001) as *Venus toreuma*. LITERATURE. Identified by Nguyen Chinh in Hylleberg (2000). – Nguyen Xuan Duc (2003) as *Venus toreuna* (sic).

Gomphina Mörch, 1853

Gomphina aequilatera (Sowerby, 1825)

OF AUTHORS. Subgenus (*Macridiscus*). VOUCHER MATERIAL. Institute of Oceanology, Hai Phong. University of Fisheries, Nha Trang. – TMMP Coll. Identified by R.N. Kilburn (Hylleberg 2001). LITERATURE. Nguyen X. Duc (2001, 2003). REMARKS. K.A. Lutaenko (2000) cited *Gomphina aequilatera* (Sowerby, 1825). Subsequently K.A. Lutaenko (2001) has revised the genus *Gomphina* and concluded that the correct name can not be established. At the moment the species must be classified as *Gomphina* (*Macridiscus*) sp.

Gomphina semicancellata

(Koch in Philippi, 1843)

OF AUTHORS. *Gomphina veneriformis* (non Lamarck, 1818). Misidentification. VOUCHER MATERIAL. Institute of Oceanology, Hai Phong,

as *G. veneriformis*. Research Institute for Aquaculture No. 3. – TMMP. Identified by K.A. Lutaenko in Coll. J. Hylleberg. REMARKS. K.A. Lutaenko found it present at RIA 3. LITERATURE. Dautzenberg & Fischer (1906) as *Gomphina semicancellata* (Koch in Philippi, 1843). Nguyen X. Duc *et al.* (1997) as *G. veneriformis*. K.A. Lutaenko (2000) as *G. veneriformis*. Nguyen Xuan Duc (2003). REMARKS. K.A. Lutaenko (pers. comm.) maintains that *Gomphina veneriformis* referred to by K.A. Lutaenko (2000) is not the species of Lamarck, 1818. *G. veneriformis* is probably a misidentification of *Gomphina semicancellata* (Koch in Philippi, 1843).

Gouldia

C.B. Adams, 1847

Gouldia micronodulosa Zhuang, 1964

VOUCHER MATERIAL. Institute of Oceanology, Hai Phong. LITERATURE. Nguyen Xuan Duc (2003). REMARKS. Known from China.

Irus

Schmidt, 1818

Irus macrophyllus (Deshayes, 1853)

OF AUTHORS. *Venerupis macrophylla*. *Petricola macrophylla* Deshayes. SYNONYM. *Venerupis attenuata* Sowerby, 1874. VOUCHER MATERIAL. Institute of Oceanography, Nha Trang as *Venerupis macrophylla*. – Institute of Oceanography, Nha Trang, as *Petricola macrophylla*. – Institute of Oceanography, Nha Trang, as *Venerupis attenuata*. – Research Institute for Aquaculture No. 3. LITERATURE. Serène (1937). ION collection, Annam, as *Venerupis* (sic) *attenuata* Sowerby. REMARKS. R.N. Kilburn found it present at RIA 3.

Katelsia

Römer, 1857

Katelsia scalarina (Lamarck, 1818)

OF AUTHORS. *Katelsia scalarina strigosa* (Lamarck, 1818). VOUCHER MATERIAL. University

of Fisheries, Nha Trang as *Katelsia sealarina* (sic) form *strigosa*. REMARKS. Not in Vietnam. A synonym of the endemic Australian *K. scalarina* (Lamarck, 1818)

Lioconcha

Mörch, 1853

Lioconcha castrensis (Linnaeus, 1758)

OF AUTHORS. *Callista castrensis*. *Meretrix castrensis*. VOUCHER MATERIAL. Inst. of Oceanography, Nha Trang. LITERATURE. Dawydoff (1952) as *Meretrix* [err. pro *Meretrix*] *castrensis* Linné. – K.A. Lutaenko (2000).

Lioconcha fastigiata (Sowerby, 1851)

VOUCHER MATERIAL. University of Natural Science, HCM City. LITERATURE. K.A. Lutaenko (2000).

Lioconcha philippinarum

(Hanley in Sowerby, 1844)

OF AUTHORS. *Hystericoncha philippinarum*. *Meretrix philippinarum* Hanley. *Lioconcha philippina* [err.]. VOUCHER MATERIAL. Institute of Oceanology, Hai Phong. – Institute of Oceanography, Nha Trang. LITERATURE. Nguyen X. Duc *et al.* (1997). – K.A. Lutaenko (2000). Nguyen X. Duc (2001) as *Lioconcha philippina* [err.]. – Nguyen Xuan Duc (2003) as *Lioconcha philippinarum*. REMARKS. Known from the Pacific.

Lioconcha ornata (Dillwyn, 1817)

SYNONYMS. *Cytherea picta* Lamarck, 1818. *Lioconcha picta* Sowerby. *Meretrix picta* Sowerby. *Meretrix picta* Lamk. VOUCHER MATERIAL. Institute of Oceanography, Nha Trang. University of Fisheries, Nha Trang. LITERATURE. Dawydoff (1952) as *Meretrix* [err. pro *Meretrix*] *picta* Lamke (sic). REMARKS. *Lioconcha picta* Sowerby is probably *Cytherea picta* Lamarck, 1818, which is a synonym of *Lioconcha ornata* (Dillwyn, 1817).

Lioconcha polita (Röding, 1798)

LITERATURE. Nguyen Ngo Thach (2202).

Lioconcha trimaculata (Lamarck, 1818)

OF AUTHORS. *Meretrix trimaculata* Lamarck. VOUCHER MATERIAL. Institute of Oceanography, Nha Trang. – University of Fisheries, Nha Trang. LITERATURE. K.A. Lutaenko (2000).

Macrocallista Meek, 1876*Macrocallista nimbose* Lightfoot, 1786

OF AUTHORS. *Callista nimbose*. VOUCHER MATERIAL. University of Natural Science, HCM City. REMARKS. Not in Vietnam. Known from the Atlantic coast of southern USA.

Marcia H. & A. Adams, 1857*Marcia callipygum* (Born, 1778)

SYNONYMS. *Gafrarium arabica* (Lamarck, 1818). *Meretrix arabica*. LITERATURE. Dawydoff (1952) as *Meretrix arabica* Lamouroux [err. pro Lamarck].

Marcia flammea (Gmelin, 1791)

LITERATURE. Identified by R.N. Kilburn in Hylleberg (2000). REMARKS. Known from the Red Sea.

Marcia hiantina (Lamarck, 1810)

OF AUTHORS. *Katelsysia hiantina*. *Katelsia* [err.]. *Katellysia* [err.]. SYNONYMS. *Tapes biradiata* Deshayes, 1853. *Katelsysia rimularis* (Lamarck, 1818). *Marcia rimularis*. *Tapes rimularis*. *Venus rimularis*. VOUCHER MATERIAL. Institute of Oceanology, Hai Phong. – Research Institute for Aquaculture No. 3. – University of Fisheries, Nha Trang. – TMMP Coll. Identified by R.N. Kilburn (Hylleberg 2001). LITERATURE. Nguyen Chinh (1996) as *Katelsysia rimularis* (Lamarck). K.A. Lutaenko (2000). – Nguyen X. Duc (2001) as *Katellysia* [err. pro *Katelsysia*] *rimularis*. Nguyen Chinh & Le Ngoc Hoa (2003) as *Katelsysia rimularis*. – Nguyen Xuan Duc (2003) as *Katellysia* [sic] *rimularis*. – Nguyen Xuan Duc (2003) as *Katellysia* [sic] *hiantina*. Identified by D.G. Reid, J. Hylleberg in Hylleberg (2000). – K.A. Lutaenko (2000). REMARKS. R.N. Kilburn found it present at RIA3.

Marcia japonica (Gmelin, 1791)

SYNONYMS. *Chione philippii* Deshayes, 1853. *Tapes philippii* Deshayes. VOUCHER MATERIAL. Institute of Oceanography, Nha Trang, as *Tapes philippii* Deshayes. REMARKS. *Tapes philippii* Deshayes is presumably *Chione philippii* Deshayes, 1853, a synonym of *Marcia japonica*.

Marcia marmorata (Lamarck, 1818)

OF AUTHORS. Genus *Katelsysia* Römer, 1857.

Katelsysia marmorata (Lamarck, 1818). VOUCHER MATERIAL. Institute of Oceanology, Hai Phong. LITERATURE. Nguyen X. Duc *et al.* (1997). Nguyen X. Duc (2001) in genus *Katellysia* [err. pro *Katelsysia*]. Nguyen Ngo Thach (2202). Nguyen Xuan Duc (2003). REMARKS. Known from Japan.

Marcia virginea (Linnaeus, 1758)

OF AUTHORS. *Venus virginea* Linnaeus, 1758. *Tapes virgineus*. *Katelsysia virginea*. Genus *Katelsysia* Römer, 1857. LITERATURE. Dautzenberg & Fischer (1905a) as *Tapes virgineus* Linnaeus, 1758. – Nguyen X. Duc *et al.* (1997), Ha Long Bay. – Nguyen Xuan Duc (2003). REMARKS. Known from Japan.

Meretrix
Lamarck, 1799*Meretrix attenuata* Dunker, 1862

VOUCHER MATERIAL. Institute of Oceanography, Nha Trang. – Research Institute for Aquaculture No. 3. – TMMP Coll. Identified by R.N. Kilburn (Hylleberg 2001). REMARKS. R.N. Kilburn found it present at RIA 3.

Meretrix casta (Gmelin, 1791)

LITERATURE. Identified by R.N. Kilburn in Hylleberg (2000).

Meretrix lamarkii (Deshayes, 1853)

LITERATURE. K.A. Lutaenko (2000).

Meretrix lusoria (Röding, 1798)

SYNONYMS. *Meretrix zonaria* Lamarck, 1818. *Meretrix meretrix* var. *zonaria* Lamarck. VOUCHER MATERIAL. Institute of Oceanology, Hai Phong. – Institute of Oceanography, Nha Trang, as *Meretrix zonaria* Lamarck, 1818. – University of Fisheries, Nha Trang, as *Meretrix zonaria* Lamarck, 1818. – Research Institute for Aquaculture No. 3. – University of Fisheries, Nha Trang. – TMMP Coll. Identified by R.N. Kilburn (Hylleberg 2001). as *Meretrix* cf. *lusoria* Serène (1937). ION collection, Cura quen (Annam) [citing the unavailable Chemnitz]. LITERATURE. Dautzenberg & Fischer (1905b) as *Meretrix meretrix* var. *zonaria* Lamarck. Serène (1937). ION collection # 100, as *Meretrix zonaria* Lamarck, 1818. – K.A. Lutaenko (2000). – Nguyen X. Duc (2001).

Meretrix lyrata (Sowerby, 1851)

Fig. 14, inside of cover.

OF AUTHORS. *Cytherea lyrata* Sowerby, 1855. VOUCHER MATERIAL. Institute of Oceanography, Nha Trang. – Research Institute for Aquaculture No. 3. – University of Fisheries, Nha Trang. Research Institute for Aquaculture No. 3. University of Natural Science, HCM City. – Fac. of Agriculture, Can Tho University. – TMMP Coll. Identified by R.N. Kilburn (Hylleberg 2001). LITERATURE. Dautzenberg & Fischer (1905b) as *Meretrix lyrata* Sowerby, 1855. Serène (1937). ION collection, Cochinchine # 106. – Nguyen Chinh (1996). – *Meretrix lyrata* identified by J. Hylleberg and D.G. Reid in Hylleberg (2000). – K.A. Lutaenko (2000). REMARKS. R.N. Kilburn found it present at RIA3.

Meretrix meretrix (Linnaeus, 1758)

OF AUTHORS. *Venus meretrix* Linnaeus, 1758. SYNONYMS. *Meretrix castanea* Lamarck, 1818. *Meretrix impudica* Lamarck, 1818. – *Meretrix meretrix* var. *castanea* Lamarck. VOUCHER MATERIAL. Institute of Oceanology, Hai Phong. Institute of Oceanography, Nha Trang. – Institute of Oceanography, Nha Trang, as *Meretrix castanea* Lamarck. – Research Institute for Aquaculture No. 3. – University of Natural Science, HCM City. – TMMP Coll. Identified by R.N. Kilburn as *Meretrix* cf. *meretrix* (Hylleberg 2001). LITERATURE. Dautzenberg & Fischer (1905a,b) as *Meretrix meretrix* Linnaeus, 1758. – Dautzenberg & Fischer (1905b) as *Meretrix meretrix* var. *castanea* Lamarck. Dautzenberg & Fischer (1906). – Serène (1937): ION collection, Cochinchine # 99. – ION collection, Gulf of Thailand, as *Meretrix impudica* Lamarck. – Nguyen Chinh (1996). Nguyen X. Duc *et al.* (1997). – *Meretrix meretrix* identified by V. Vongpanich and J. Hylleberg in Hylleberg (2000). – K.A. Lutaenko (2000). Nguyen X. Duc (2001).

Meretrix ovum (Hanley, 1845)

VOUCHER MATERIAL. TMMP Coll. Identified by R.N. Kilburn (Hylleberg 2001).

Meretrix petechialis Lamarck, 1818

VOUCHER MATERIAL. Institute of Oceanography, Nha Trang. LITERATURE. Serène (1937). ION collection, Gulf of Thailand. – Identified by R.N.

Kilburn in Hylleberg (2000).

Meretrix semilamellosa Gaud

LITERATURE. Dawydoff (1952) as *Merethrix* (sic) *semilamellosa* Gaud. REMARKS. Status not known. We have only found reference to this taxon in the cited literature.

Paphia Röding, 1798***Paphia alapapilionis*** (Röding, 1798)

OF AUTHORS. *Tapes alapapilionis*. SYNONYM. *Paphia papilionacea* (Lamarck, 1818). VOUCHER MATERIAL. Institute of Oceanology, Hai Phong. University of Fisheries, Nha. – University of Natural Science, HCM City. LITERATURE. Identified by R.N. Kilburn in Hylleberg (2000).

Paphia amabilis (Philippi, 1847)

VOUCHER MATERIAL. Institute of Oceanology, Hai Phong. – University of Natural Science, HCM City. LITERATURE. K.A. Lutaenko (2000).

Paphia crassisulca (Lamarck, 1818)

VOUCHER MATERIAL. Research Institute for Aquaculture No. 3. LITERATURE. Nguyen Chinh & Le Ngoc Hoa (2003). REMARKS. Known from Australia.

Paphia euglypta (Philippi, 1847)

VOUCHER MATERIAL. University of Fisheries, Nha Trang. – University of Natural Science, HCM City. – University of Natural Science, HCM City. LITERATURE. K.A. Lutaenko (2000).

Paphia exarata (Philippi, 1846)

VOUCHER MATERIAL. Institute of Oceanology, Hai Phong. – Crude Oil Safety Center, HCM City. Nguyen X. Duc *et al.* (1997). Ha Long Bay. LITERATURE. K.A. Lutaenko (2000). – Nguyen X. Duc (2001, 2003)

Paphia gallus (Gmelin, 1791)

SYNONYMS. *Paphia malabarica*. *Tapes malabaricus*. VOUCHER MATERIAL. Institute of Oceanology, Hai Phong. – Inst. of Oceanology, Hai Phong, as *Tapes malabaricus*. Institute of Oceanography, Nha Trang as *Tapes malabaricus*. Research Institute for Aquaculture No. 3. – TMMP Coll. Identified by R.N. Kilburn (Hylleberg 2001). LITERATURE. Serène (1937). ION collection, Annam, as *Tapes malabaricus* [citing the unavailable Chemnitz]. – Nguyen X. Duc *et al.* (1997) as ?*Paphia malabarica* [citing

the unavailable Chemnitz]. – Nguyen X. Duc (2001, 2003) as *Paphia malabarica* [citing the unavailable Chemnitz]. – Nguyen Xuan Duc (2003). REMARKS. R.N. Kilburn found it present at RIA 3. – From Luong Son, 15 km N Nha Trang. 7 August 2001. Trawled by fishermen, 10–20 m, nearshore. Leg. D.G. Reid.

Paphia lyrata (Philippi, 1848)

OF AUTHORS. *Paphia lirata*. *Tapes lirata*. VOUCHER MATERIAL. Institute of Oceanology, Hai Phong. – Research Institute for Aquaculture No. 3. – University of Fisheries, Nha Trang. LITERATURE. Nguyen X. Duc *et al.* (1997). – K.A. Lutaenko (2000). – Nguyen X. Duc (2001, 2003). – Nguyen Chinh & Le Ngoc Hoa (2003).

Paphia semirugata (Philippi, 1847)

VOUCHER MATERIAL. Research Institute for Aquaculture No. 3. – TMMP Coll. Identified by R.N. Kilburn (Hylleberg 2001). REMARKS. R.N. Kilburn found it present at RIA 3.

Paphia sinuosa (Lamarck, 1818)

VOUCHER MATERIAL. Institute of Oceanology, Hai Phong. LITERATURE. Nguyen Xuan Duc (2003) as *Paphia (Protapes) sinuosa*. REMARKS. Known from China.

Paphia textile (Gmelin, 1791)

VOUCHER MATERIAL. Research Institute for Aquaculture No. 3. – University of Fisheries, Nha Trang. LITERATURE. Nguyen Chinh & Le Ngoc Hoa (2003). – Nguyen Xuan Duc (2003).

Paphia undulata (Born, 1778)

VOUCHER MATERIAL. Institute of Oceanology, Hai Phong. – Institute of Oceanography, Nha Trang. Research Institute for Aquaculture No. 3. University of Fisheries, Nha Trang. – Crude Oil Safety Center, HCM City. – TMMP Coll. Identified by R.N. Kilburn (Hylleberg 2001). LITERATURE. Nguyen X. Duc *et al.* (1997). Identified by J. Hylleberg and D.G. Reid in Hylleberg (2000). – K.A. Lutaenko (2000). Nguyen X. Duc (2001, 2003). REMARKS. R.N. Kilburn found it present at RIA 3.

Paphia vernicosa (Gould, 1861)

LITERATURE. K.A. Lutaenko (2000).

Pelecypora Dall, 1902

Pelecypora gibba (A. Adams, 1869)

OF AUTHORS. *Sinodia gibba* (A. Adams, 1869). *Dosinia gibba*. LITERATURE. Lutaenko (2000).

Pelecypora trigona (Reeve, 1850)

LITERATURE. Nguyen Ngo Thach (2202).

Pelecypora ?tripla (Römer, 1860)

LITERATURE. Identified by R.N. Kilburn in Hylleberg (2000).

Periglypta

Jukes–Browne, 1914

Periglypta clathrata (Deshayes, 1853)

VOUCHER MATERIAL. TMMP Coll. Identified by R.N. Kilburn (Hylleberg 2001). LITERATURE. K.A. Lutaenko (2000).

Periglypta corbis (Lamarck, 1818)

OF AUTHORS. *Venus corbis* Lamarck. LITERATURE. Serène (1937). ION collection, Gulf of Thailand, as *Venus corbis* Lamarck

Periglypta crispata (Deshayes, 1853)

VOUCHER MATERIAL. Institute of Oceanology, Hai Phong. LITERATURE. Nguyen Xuan Duc (2003).

Periglypta lacerata (Hanley, 1845)

OF AUTHORS. *Venus lacerata*. VOUCHER MATERIAL. University of Natural Science, HCM City. REMARKS. Known from China and Japan.

Periglypta puerpera (Linnaeus, 1771)

OF AUTHORS. *Venus puerpera*. VOUCHER MATERIAL. Institute of Oceanology, Hai Phong. – Institute of Oceanography, Nha Trang. – Research Institute for Aquaculture No. 3. – University of Natural Science, HCM City. – TMMP Coll. Identified by R.N. Kilburn (Hylleberg 2001). LITERATURE. Serène (1937). ION collection, Poulo-Condore, as *Venus puerpera* Linné. Identified J. Hylleberg in Hylleberg (2000). Nguyen Chinh & Le Ngoc Hoa (2003). Nguyen Xuan Duc (2003) as *Venus purpura* [assumed *err. pro puerpera*]. REMARKS. V. Vongpanich found it present at RIA 3.

Periglypta reticulata (Linnaeus, 1758)

Venus reticulata Linné. VOUCHER MATERIAL. Institute of Oceanography, Nha Trang. Research Institute for Aquaculture No. 3. LITERATURE. Serène (1937). ION collection, Poulo-Condore, as *Venus reticulata* Linné. K.A. Lutaenko (2000). REMARKS. R.N. Kilburn found it present at RIA 3.

Pitar

Römer, 1857

Pitar affinis (Gmelin, 1791)

SYNONYM. *Meretrix inflata* Sowerby. VOUCHER MATERIAL. Institute of Oceanography, Nha Trang. Crude Oil Safety Center, HCM City. LITERATURE. K.A. Lutaenko (2000). – Nguyen Xuan Duc (2003).

Pitar chordatum (Roemer, 1867)

OF AUTHORS. *Costellipitar chordatum*. VOUCHER MATERIAL. Institute of Oceanology, Hai Phong. LITERATURE. Nguyen X. Duc *et al.* (1997). Nguyen X. Duc (2001). – Nguyen Xuan Duc (2003) as *Pitar chordata*.

Pitar citrinus (Lamarck, 1818)

OF AUTHORS. *Cytherea citrina* Lamarck, 1818. *Meretrix citrina*. VOUCHER MATERIAL. TMMP Coll. Identified by R.N. Kilburn (Hylleberg 2001). LITERATURE. Dautzenberg & Fischer (1905a) as *Meretrix citrina* Lamarck, 1818. Serène (1937). ION collection, Poulo-Condore, as *Meretrix citrina* Lamarck. – ID by Kilburn as *Pitar ?citrina* (Lamarck, 1818) in Hylleberg (2000). REMARKS. Known from the Pacific.

Pitar hebraea (Lamarck, 1818)

OF AUTHORS. *Circe hebraea*. *Lioconcha hebraea*. VOUCHER MATERIAL. Institute of Oceanology, Hai Phong. LITERATURE. Serène (1937). ION collection, Gulf of Thailand, as *Circe hebraea* Lamarck. – Nguyen Xuan Duc (2003).

Pitar indecoroides (Yokoyama, 1928)

VOUCHER MATERIAL. Crude Oil Safety Center, HCM City

Pitar japonicum Kuroda & Kawamoto in Kawamoto & Tanabe, 1956

OF AUTHORS. *Pitar japonica*. VOUCHER MATERIAL. Institute of Oceanology, Hai Phong. – Crude Oil Safety Center, HCM City. LITERATURE. K.A. Lutaenko (2000). – Nguyen Xuan Duc (2003) as *Pitar japonica*. REMARKS. K.A. Lutaenko (2000) states that the authorship of this species was not indicated in the original description.

Pitar levis Zorina, 1978

LITERATURE. K.A. Lutaenko (2000). Fig.

Pitar manillae (Sowerby, 1851)

VOUCHER MATERIAL. Institute of Oceanology, Hai Phong. LITERATURE. Nguyen Xuan Duc (2003).

Pitar prora (Conrad, 1837)

OF AUTHORS. *Pitar laeta* Linné [misidentified]. SYNONYM. *Pitar obliquatum* (Hanley, 1844). VOUCHER MATERIAL. Institute of Oceanography, Nha Trang as *Pitar laeta* Linné. – Crude Oil Safety Center, HCM City. LITERATURE. K.A. Lutaenko (2000). REMARKS. R.N. Kilburn found *Pitar laeta* Linné misidentified = *Pitar prora* (Conrad, 1837)

Pitar regularis Smith, 1885.

VOUCHER MATERIAL. Institute of Oceanography, Nha Trang. REMARKS. Known from Australia.

Pitar striatum (Gray, 1838)

VOUCHER MATERIAL. Institute of Oceanology, Hai Phong. LITERATURE. K.A. Lutaenko (2000) as *Pitar striatum* (Gray, 1838). – Nguyen Xuan Duc (2003) as *Pitar striata*.

Pitar subpellucidum (Sowerby, 1851)

LITERATURE. K.A. Lutaenko (2000).

Pitar sulcata Zorina, 1978

LITERATURE. K.A. Lutaenko (2000). Fig. REMARKS. Known from China.

Pitar sulfureum Pilsbry, 1904

VOUCHER MATERIAL. Institute of Oceanology, Hai Phong as *Pitar sulfurea*. LITERATURE. Nguyen Xuan Duc (2003).

Pitar yerburyi (Smith, 1891)

VOUCHER MATERIAL. Institute of Oceanology, Hai Phong. LITERATURE. Nguyen Xuan Duc (2003). REMARKS. Known from the Red Sea.

Placamen Iredale, 1925***Placamen berryi*** (Gray in Wood, 1828)

LITERATURE. Nguyen Ngo Thach (2202).

Placamen calophyllum (Philippi, 1836)

OF AUTHORS. *Anaitis calophylla*. *Chione calophylla*. *Clausinella calophylla*. *Placamen calophylla*. *Venus calophylla*. Genus *Clausinella* Gray, 1851. VOUCHER MATERIAL. Institute of Oceanology, Hai Phong. – Institute of Oceanography, Nha Trang. – Research Institute for Aquaculture No. 3. – University of Fisheries, Nha Trang. – University of Natural Science, HCM City. – TMMP Coll. Identified by R.N. Kilburn (Hylleberg 2001). LITERATURE. Dawydoff (1952) Annam and Poulo-Condore, as *Anaitis calophylla*. – Nguyen X. Duc *et al.*

(1997). – K.A. Lutaenko (2000). – Nguyen X. Duc (2001) as *Chione callophylla* (Hanley). Nguyen Xuan Duc (2003) as *Placamen callophylla*. REMARKS. R.N. Kilburn found it present at RIA 3. – Collected at north end of My Khe Beach, Danang. 4 August 2001. Fishermen's sorting area on beach. From drag nets or inshore trawling. Leg. D.G. Reid as *Clausinella callophylla* (Philippi, 1836). – From refuse beneath fishing wharf, Danang. 4 August 2001. Leg. D.G. Reid.

Placamen chloroticum (Philippi, 1849)

VOUCHER MATERIAL. Research Institute for Aquaculture No. 3. – TMMP Coll. Identified by R.N. Kilburn (Hylleberg 2001). LITERATURE. Identified by R.N. Kilburn in Hylleberg (2000). REMARKS. R.N. Kilburn found it present at RIA3.

Placamen flindersi (Cotton & Godfrey, 1938)

LITERATURE. Nguyen Ngo Thach (2202).

Placamen isabellina (Philippi, 1849)

OF AUTHORS. *Chione isabellina*. *Clausinella isabellina*. *Placamen isabellinum*. *Venus isabellina*. VOUCHER MATERIAL. Institute of Oceanology, Hai Phong. – University of Fisheries, Nha Trang. – University of Natural Science, HCM City. LITERATURE. Serène (1937). ION collection, Thailand, as *Venus isabellina* Philippi. – Nguyen X. Duc *et al.* (1997). – K.A. Lutaenko (2000). – Nguyen X. Duc (2001) as *Chione isabellina*. – Nguyen Xuan Duc (2003) as *Placamen isabellina*.

Placamen roseotincta (Baird, 1873)

OF AUTHORS. *Venus roseotincta* Baird. LITERATURE. Dautzenberg & Fischer (1906) as *Venus (Anaitis) roseotincta* Baird in Brenchley, 1873. – Serène (1937). ION collection as *Venus roseotincta* Baird.

Placamen tiara (Dillwyn, 1817).

Anaitis tiara. *Chione tiara*. *Clausinella thiara*. *Placamen tiara* (Dillwyn, 1817). SYNONYMS. *Placamen lamellata* (Röding, 1798). – *Venus foliacea* Philippi. VOUCHER MATERIAL. Institute of Oceanology, Hai Phong. – Institute of Oceanography, Nha Trang. – University of Fisheries, Nha Trang. – Crude Oil Safety Center, HCM City – TMMP Coll. Identified by R.N. Kilburn as *Placamen tiara* (Hylleberg 2001). LITERATURE. Dawydoff (1952) Annam and

Poulo-Condore, as *Anaitis tiara* Dells. (sic). K.A. Lutaenko (2000). – Nguyen Xuan Duc (2003) as *Chione tiara*. REMARKS. Synonymy of *P. tiara* and *P. lamellata* according to K.A. Lutaenko (2000). *Venus foliacea* Philippi is probably also a synonym. – The Chemnitz figure, on which *Placamen lamellata* (Röding, 1798) was based, is not this species – the valid name is still *P. tiara*.

Ruditapes Chiamenti, 1900

Ruditapes philippinarum

(Adams & Reeve, 1848)

OF AUTHORS. *Paphia philippinarum*. *Tapes philippinarum*. *Venerupis philippinarum*. SYNONYMS. *Ruditapes variegatus*. *Ruditapes variegata*. *Tapes variegata*. *Tapes variegatus*. *Venerupis variegata* (Hanley in Sowerby, 1852). VOUCHER MATERIAL. Institute of Oceanology, Hai Phong. – Institute of Oceanography, Nha Trang. Research Institute for Aquaculture No. 3. – Fac. of Agriculture, Can Tho University. – TMMP Coll. Identified by R.N. Kilburn (Hylleberg 2001). LITERATURE. Serène (1937). ION collection, Gulf of Thailand, as *Tapes variegatus* Sowerby. – Nguyen X. Duc *et al.* (1997) as *Tapes philippinarum* (Adams & Reeve). – Hua Thai Tuyen (1999). ION collection, Con Dao as *Tapes variegata*. – K.A. Lutaenko (2000). – Identified by R.N. Kilburn in Hylleberg (2000) as *Ruditapes philippinarum*. Identified by Nguyen Chinh in Hylleberg (2000) as *Tapes variegatus*. Nguyen X. Duc (2001) as *Venerupis philippinarum*. – Nguyen Chinh & Le Ngoc Hoa (2003) as *Venerupis variegata*. REMARKS. R.N. Kilburn found *Ruditapes philippinarum* present at RIA 3.

Sunetta Link, 1807

Sunetta contempta Smith, 1891

VOUCHER MATERIAL. Institute of Oceanography, Nha Trang. Known from the Indian Ocean.

Sunetta effossa (Hanley, 1842)

VOUCHER MATERIAL. Research Institute for Aquaculture No. 3. – TMMP Coll. Identified by R.N. Kilburn (Hylleberg 2001). LITERATURE.

Identified by R.N. Kilburn and D.G. Reid in Hylleberg (2000). REMARKS. Known from the Red Sea. – R.N. Kilburn found it present at RIA 3. – From Luong Son, 15 km N Nha Trang. 7 August 2001. Trawled by fishermen, 10–20 m, nearshore. Leg. D.G. Reid.

Sunetta meroe (Linnaeus, 1758)

VOUCHER MATERIAL. Research Institute for Aquaculture No. 3. LITERATURE. Nguyen Chinh & Le Ngoc Hoa (2003) as *Sunetta meroe* (sic).

Sunetta solanderii (Gray, 1825)

VOUCHER MATERIAL. Institute of Oceanology, Hai Phong as *Sunetta solandrii* (Gray). LITERATURE. Nguyen Xuan Duc (2003).

Sunetta truncata (Deshayes, 1853)

OF AUTHORS. *Cyclosunetta truncata* (Deshayes, 1853). SYNONYM. *Sunetta concinna* (Dunker, 1865). LITERATURE. K.A. Lutaenko (2000).

Tapes

Mühlfeld, 1811

Tapes adpersa Lamarck, 1818

VOUCHER MATERIAL. Institute of Oceanography, Nha Trang. REMARKS. Known from China.

Tapes araneosa (Philippi, 1847)

VOUCHER MATERIAL. Institute of Oceanology, Hai Phong. LITERATURE. Nguyen Xuan Duc (2003). REMARKS. Known from China and Japan.

Tapes belcheri (Sowerby, 1852)

SYNONYM. *Tapes obscurata* Deshayes, 1853. VOUCHER MATERIAL. Institute of Oceanography, Nha Trang, as *Tapes obscurata* Deshayes.

Tapes dorsatus (Lamarck, 1818)

SYNONYMS. *Tapes turgidus* (Lamarck, 1818). *Tapes turgida*. VOUCHER MATERIAL. Institute of Oceanology, Hai Phong. LITERATURE. K.A. Lutaenko (2000). – Identified by R.N. Kilburn in Hylleberg (2000).

Tapes literata (Linnaeus, 1758)

OF AUTHORS. *Paphia literata*. *Tapes literatus*. VOUCHER MATERIAL. Institute of Oceanology, Hai Phong. – Institute of Oceanography, Nha Trang. Research Institute for Aquaculture No. 3. University of Fisheries, Nha Trang. – University of Natural Science, HCM City. – TMMP Coll. Identified by R.N. Kilburn (Hylleberg 2001). LITERATURE. Serène (1937). ION collection,

Poulo-Condore, as *Tapes litteratus* Linné. Nguyen X. Duc *et al.* (1997) as *Paphia literata* (Linnaeus). – Bui Quang Nghi (2000) as *Tapes literatus*. – Nguyen X. Duc (2001). REMARKS. R.N. Kilburn found it present at RIA 3.

Tapes phaseolinus Lamarck

LITERATURE. Serène (1937). ION collection, Poulo-Condore. REMARKS. Status not known. We have only found reference to this taxon in the cited literature.

Tapes platyptycha Pilsbry, 1901

VOUCHER MATERIAL. University of Natural Science, HCM City.

Tapes striatus (Gmelin, 1791)

VOUCHER MATERIAL. Institute of Oceanography, Nha Trang as *Tapes striatus* Gmelin. LITERATURE. Dautzenberg & Fischer (1905b) as *Tapes striatus* Gmelin, 1790. – Serène (1937). ION collection, Nha Trang. REMARKS. Status not known. We have only found reference to this taxon in the cited literature.

Timoclea Brown, 1827

Timoclea costellifera (Adams & Reeve, 1850)

OF AUTHORS. *Veremolpa costellifera*. VOUCHER MATERIAL. Crude Oil Safety Center, HCM City

Timoclea imbricata (Sowerby, 1855)

OF AUTHORS. *Chione imbricata*. *Glycydonta imbricata*. *Glycidonta* [err. pro *Glycydonta*] *imbricata*. VOUCHER MATERIAL. Institute of Oceanology, Hai Phong. LITERATURE. Nguyen X. Duc *et al.* (1997) as *Glycydonta imbricata* (Sowerby). – Nguyen X. Duc (2001) as *Chione imbricata*. – Nguyen Xuan Duc (2003) as *Glycidonta* (sic) *imbricata*.

Timoclea marica (Linnaeus, 1758)

OF AUTHORS. *Chione marica*. *Venus marica*. VOUCHER MATERIAL. Institute of Oceanography, Nha Trang. LITERATURE. Dawydoff (1952) as *Venus maurica* [assumed err. pro *marica*]. – K.A. Lutaenko (2000).

Timoclea mindanensis (E.A. Smith, 1855)

SYNONYMS. *Timoclea minuta* (Yokoyama, 1922). *Veremolpa minuta*. VOUCHER MATERIAL. Crude Oil Safety Center, HCM City, as *T. minuta*.

Timoclea scabra (Hanley, 1845)

OF AUTHORS. *Venus scabra*. *Veremolpa scabra*.

VOUCHER MATERIAL. TMMP Coll. Identified by R.N. Kilburn (Hylleberg 2001). LITERATURE. Dautzenberg & Fischer (1906) as *Venus (Chione) scabra* Hanley, 1844. – Serène (1937). ION collection as *Venus scabra* Hanley. – K.A. Lutaenko (2000). REMARKS. Known from the Pacific.

Timoclea subnodulosa (Hanley, 1843)

OF AUTHORS. *Chione subnodulosa*. VOUCHER MATERIAL. Institute of Oceanology, Hai Phong. Research Institute for Aquaculture No. 3. LITERATURE. Nguyen Xuan Duc (2003) as *Chione subnodulosa* (sic). REMARKS. R.N. Kilburn found it present at RIA 3.

Tivela Link, 1807

Tivela bicolor Gray, 1843

OF AUTHORS. *Meretrix bicolor*. LITERATURE. Serène (1937). ION collection, Gulf of Thailand as *Meretrix bicolor* Gray. REMARKS. Not in Vietnam. Known from West Africa.

Venus Linnaeus, 1758

Venus albina Sowerby, 1853

VOUCHER MATERIAL. Institute of Oceanology, Hai Phong. LITERATURE. K.A. Lutaenko (2000). Nguyen Xuan Duc (2003). REMARKS. Known from China.

Venus bonii Mörch

LITERATURE. Serène (1937). ION collection, Annam. REMARKS. Status not known. We have only found reference to this taxon in the cited literature.

Venus foveolata Sowerby, 1853

OF AUTHORS. Possibly *Venus cassinaeformis*. VOUCHER MATERIAL. Crude Oil Safety Center, HCM City. LITERATURE. K.A. Lutaenko (2000). REMARKS. K.A. Lutaenko (2000) suggested that it could be misidentification of *Venus cassinaeformis* (Yokoyama, 1926) in subgenus (*Ventricoloidea*).

Venus subrostrata Lamarck of Reeve, 1841

non Lamarck, 1818 = *Antigona lamellaris* (Schumacher, 1817).

LITERATURE. Dawydoff (1952), as *Venus subrostrata* Lamke (sic).

PETRICOLIDAE

Petricola Lamarck, 1801

Petricola divergens (Gmelin, 1791)

SYNONYM. *Petricola lapicida* (Gmelin, 1791).

VOUCHER MATERIAL. Institute of Oceanography, Nha Trang, as *P. lapicida*. – University of Natural Science, HCM City, as *P. lapicida*. TMMP Coll. Identified by R.N. Kilburn (Hylleberg 2001). LITERATURE. Dawydoff (1952), Ha Long Bay & South Annam, *P. lapicida*. K.A. Lutaenko (2000) as *P. lapicida*. – Identified by R.N. Kilburn in Hylleberg (2000).

Petricola ?fabagella Lamarck, 1818

VOUCHER MATERIAL. Research Institute for Aquaculture No. 3. REMARKS. R.N. Kilburn found it probably present at RIA 3.

GLAUCONOMIDAE

Glaucanome Gray, 1828

Glaucanome cerea Reeve, 1844

OF AUTHORS. *Glaucomya* [err. pro *Glaucanome*] *cerea*. LITERATURE. K.A. Lutaenko (2000). REMARKS. Known from China and Japan.

Glaucanome chinensis Gray, 1828

OF AUTHORS. *Glaucomya* [err.] *chinensis*. *Glaucomya* [err.] *chinensis*. VOUCHER MATERIAL. Institute of Oceanology, Hai Phong. TMMP Coll. Identified by R.N. Kilburn (Hylleberg 2001). LITERATURE. Nguyen Chinh (1996). – Nguyen X. Duc *et al.* (1997). *Glaucanome chinensis* identified by R.N. Kilburn in Hylleberg (2000). – K.A. Lutaenko (2000). – Nguyen X. Duc (2001) as *Glaucomya* [err. pro *Glaucanome*] *chinensis*. – Nguyen Xuan Duc (2003) as *Glaucomya* [err.] *chinensis* in family Glaucomyidae [err. pro Glauconomidae].

Glaucanome corrugata (Reeve, 1844)

VOUCHER MATERIAL. TMMP Coll. Identified by R.N. Kilburn (Hylleberg 2001). REMARKS. Known from China and Japan.

Glaucanome virens (Linnaeus, 1758)

LITERATURE. Nguyen Ngo Thach (2002).

Order MYOIDA

CORBULIDAE

Anisocorbula
Iredale, 1930

Anisocorbula modesta (Hinds, 1843).

OF AUTHORS. *Corbula modesta* Hinds, 1843. VOUCHER MATERIAL. Crude Oil Safety Center, HCM City.

Anisocorbula nipponica (Habe, 1961)

OF AUTHORS. *Corbula nipponica*. VOUCHER MATERIAL. Crude Oil Safety Center, HCM City.

Anisocorbula scaphoides (Hinds, 1843)

OF AUTHORS. *Corbula scaphoides*. LITERATURE. Nguyen Xuan Duc (2003). VOUCHER MATERIAL. Institute of Oceanology, Hai Phong. – Crude Oil Safety Center, HCM City.

Anisocorbula venusta (Gould, 1859)

OF AUTHORS. *Corbula venusta*. VOUCHER MATERIAL. University of Fisheries, Nha Trang.

Corbula
Bruguière, 1797

Corbula crassa Hinds, 1843

OF AUTHORS. *Aloidis crassa*. *Asaphis crassa*. VOUCHER MATERIAL. Institute of Oceanography, Nha Trang. – Research Institute for Aquaculture No. 3. – TMMP Coll. Identified by R.N. Kilburn (Hylleberg 2001). LITERATURE. Serène (1937). ION collection, Poulo-Condore, as *Corbula crassa* Hinds. – K.A. Lutaenko (2000). REMARKS. Known from China and Japan. – R.N. Kilburn found it present at RIA 3. – D.G. Reid found it trawled by fishermen, 10–20 m, nearshore Luong Son, 15 km north of Nha Trang.

Corbula cuenata (Hinds, 1843)

OF AUTHORS. *Aloidis cuenata*. *Corbicula cuneata* (Hinds). VOUCHER MATERIAL. Institute of Oceanology, Hai Phong. LITERATURE. Nguyen Xuan Duc (2003) as *Corbicula cuneatus*. REMARKS. Known from Japan.

Corbula erythrodon Lamarck, 1818

OF AUTHORS. *Asaphis erythrodon*. *Corbicula erythrodon*. *Aloidis erythrodon*. *Solidocorbula*

erythrodon. Subgenus (*Solidocorbula*). VOUCHER MATERIAL. Institute of Oceanology, Hai Phong. Crude Oil Safety Center, HCM City. LITERATURE. Serène (1937). ION collection, Poulo-Condore, as *Asaphis erythrodon* Lamarck. – Bui Quang Nghi (2000). – K.A. Lutaenko (2000) as *Solidocorbula erythrodon* (Lamarck, 1818). Nguyen Xuan Duc (2003) as *Corbicula erythrodon*.

Corbula fortisulcata Smith, 1879

LITERATURE. K.A. Lutaenko (2000).

Corbula solidula Hinds, 1843

LITERATURE. K.A. Lutaenko (2000) as *Corbula solidula* Reeve, 1843. REMARKS. Known from China.

Corbula tunicata Hinds, 1843.

OF AUTHORS. *Aloidis tunicata*. *Corbicula tunicata* (Hinds). VOUCHER MATERIAL. Inst. of Oceanology, Hai Phong. – Institute of Oceanography, Nha Trang as *Corbula tunicata* Gmelin. LITERATURE. Nguyen Xuan Duc (2003) as *Corbicula tunicata*. REMARKS. Known from China.

Potamocorbula
Habe, 1955

Potamocorbula fasciata (Reeve, 1843)

VOUCHER MATERIAL. TMMP Coll. Identified by R.N. Kilburn (Hylleberg 2001).

Potamocorbula laevis (Hinds, 1843)

OF AUTHORS. *Aloidis laevis*. *Corbicula laevis*. VOUCHER MATERIAL. Institute of Oceanology, Hai Phong. LITERATURE. Nguyen X. Duc et al. (1997). Nguyen X. Duc (2001) as *Aloidis laevis* in family Aloididae. – Nguyen Xuan Duc (2003) as *Corbicula laevis*. REMARKS. Known from China.

Potamocorbula ustulata (Reeve, 1844)

OF AUTHORS. *Corbula ustulata*. LITERATURE. K.A. Lutaenko (2000).

Varicorbula
Grant & Gale, 1931

Varicorbula rotalis (Reeve, 1843)

SYNONYM. *Varicorbula bifrons* (A. Adams, 1860) VOUCHER MATERIAL. Crude Oil Safety Center, HCM City, as *Varicorbula bifrons*.

GASTROCHAENIDAE

Gastrochaena Spengler, 1783***Gastrochaena cuneiformis*** Spengler, 1783

VOUCHER MATERIAL. Institute of Oceanology, Hai Phong. LITERATURE. Serène (1937). ION collection, Poulo-Condore, as *Gastrochaena cumiformis* (sic) Lamarck. – K.A. Lutaenko (2000). – Nguyen Xuan Duc (2003).

Gastrochaena cymbium Spengler, 1783

OF AUTHORS. *Rocellaria cymbium*. VOUCHER MATERIAL. Institute of Oceanology, Hai Phong. Institute of Oceanography, Nha Trang. LITERATURE. – Nguyen Xuan Duc (2003) as *Rocellaria cymbium*.

Gastrochaena dentifera Dufo, 1840

VOUCHER MATERIAL. Institute of Oceanography, Nha Trang as *Gastrochaena dentifera* Deshayes. REMARKS. Known from the Pacific.

Gastrochaena gigantea Deshayes, 1830

VOUCHER MATERIAL. Institute of Oceanography, Nha Trang. LITERATURE. Dawydoff (1952). REMARKS. Known from the Red Sea.

Gastrochaena mytiloides Lamarck, 1818

LITERATURE. Serène (1937). ION collection, Poulo-Condore as *G. mytiloides* (sic) Lamarck

Gastrochaena ovata Sowerby, 1834

VOUCHER MATERIAL. Institute of Oceanology, Hai Phong.

PHOLADIDAE

Aspidopholas

Fischer, 1887

Aspidopholas obtecta Sowerby, 1849

OF AUTHORS. *Pholas obtecta* Sowerby, 1849. *Martesia obtecta* (Sowerby, 1849). SYNONYM. *Pholadidea cheveyi* Lamy, 1927. VOUCHER MATERIAL. Institute of Oceanology, Hai Phong, as *P. cheveyi*. LITERATURE. Dautzenberg & Fischer (1905b) as ?*Martesia obtecta* Sowerby, 1849. – Serène (1937): ION collection, Nha Trang as *Martesia obtecta* Sowerby. ION collection, Annam # 442; Field notes # 92, as *Pholadidea cheveyi*. REMARKS. Known from China.

Aspidopholas yoshimurai

(Kuroda & Teramachi, 1930)

OF AUTHORS. *Martesia yoshimurai* (Kuroda & Teramachi, 1930). VOUCHER MAT. Inst. of Oceanology, Hai Phong. LITERATURE. Nguyen X. Duc *et al.* (1997). – Nguyen X. Duc (2001, 2003).

Barnea

Leach in Risso, 1826

Barnea candida (Linnaeus, 1758)

VOUCHER MATERIAL. University of Fisheries, Nha Trang. LITERATURE. K.A. Lutaenko (2000). REMARKS. Not in Vietnam. Known from the North Atlantic.

Barnea dilatata (Souleyet, 1843)

SYNONYM. *Pholas latissima* Sowerby, 1849. VOUCHER MATERIAL. Institute of Oceanology, Hai Phong. LITERATURE. Dawydoff (1952), Indochine, as *Pholas latissima*. – Nguyen X. Duc *et al.* (1997). – Nguyen X. Duc (2001, 2003). REMARKS. Known from Australia.

Barnea manilensis Philippi, 1847

SYNONYMS. *Barnea fragilis* Sowerby, 1849. *Pholas fragilis*. VOUCHER MATERIAL. Institute of Oceanography, Nha Trang, as *B. fragilis*. Univ. of Natural Science, HCM City. LITERATURE. Nguyen Xuan Duc (2003) as *Barnea fragilis*.

Jouannetia Desmoulins, 1828***Jouannetia cumingii*** (Sowerby, 1849)

VOUCHER MATERIAL. Institute of Oceanography, Nha Trang. – University of Fisheries, Nha Trang. University of Natural Science, HCM City.

Jouannetia globulosa Quoy & Gaimard, 1834

OF AUTHORS. *Jouannetia globosa*. VOUCHER MATERIAL. Institute of Oceanology, Hai Phong. LITERATURE. Serène (1937). ION collection, Annam # 443; Field notes # 91. – Nguyen Xuan Duc (2003).

Lignopholas Turner, 1955***Lignopholas rivicola*** (Sowerby, 1848)

OF AUTHORS. *Martesia rivicola* Sowerby, 1848. LITERATURE. Serène (1937). ION collection, Gulf of Thailand

Martesia Sowerby, 1824***Martesia ova*** (Wood, 1828)

OF AUTHORS. *Martensia* [err. pro *Martesia*]. *Martesia ovum* (Gray). LITERATURE. Nguyen X. Duc *et al.* (1997). – Nguyen X. Duc (2001, 2003) as *Martesia ovum* (Gray). REMARKS. KNOWN from China.

Martesia multistriata Sowerby, 1849

LITERATURE. Serène (1937). ION collection, Gulf of Thailand.

**Martesia phaseolina* Valenciennes. Invalid name
VOUCHER MATERIAL. Institute of Oceanography, Nha Trang as *Martensia phasiolina* Valenciennes.
REMARKS. *Martesia phaseolina* Valenciennes is a manuscript name only.

Martesia striata Linnaeus, 1758

SYNONYM. *Martesia cupula* Yokoyama, 1924.
VOUCHER MATERIAL. Institute of Oceanology, Hai Phong. – Institute of Oceanography, Nha Trang. Research Institute for Aquaculture No. 3. University of Natural Science, HCM City, as *Martesia cupula*. LITERATURE. Serène (1937). ION collection, Gulf of Thailand. – Nguyen X. Duc *et al.* (1997). – Nguyen X. Duc (2001, 2003). REMARKS. R.N. Kilburn found it present at RIA 3. – Cua Be, Nha Trang. 8 August 2001. Pilings of house on sandy shore. Leg. D.G. Reid.

Martesia tubigera (Valenciennes, 1846)

VOUCHER MATERIAL. Institute of Oceanology, Hai Phong. LITERATURE. Nguyen X. Duc *et al.* (1997). Nguyen X. Duc (2001, 2003). REMARKS. KNOWN from China.

Parapholas
Conrad, 1848

Parapholas quadrizonata (Spengler, 1797)

VOUCHER MATERIAL. Institute of Oceanology, Hai Phong. – University of Natural Science, HCM City.

Pholadidea Turton, 1819***Pholadidea fauroti*** Jousseaume, 1888

VOUCHER MATERIAL. Institute of Oceanology, Nha Trang. REMARKS. KNOWN from the Red Sea.

Pholas Linnaeus, 1758***Pholas australasiae*** Sowerby, 1849

LITERATURE. Serène (1937). ION collection, Gulf of Thailand, as *Pholas australasiae* Gray.
REMARKS. KNOWN from Australia.

Pholas orientalis Gmelin, 1791

SYNONYM. *Pholas siamensis* Spengler, 1792.
VOUCHER MATERIAL. University of Fisheries, Nha Trang. LITERATURE. Serène (1937). ION collection, Gulf of Thailand as *Pholas orientalis* and ION collection, Gulf of Thailand as *Pholas siamensis* Spengler. – K.A. Lutaenko (2000).

Zirfaea Gray, 1842***Zirfaea subconstricta*** (Yokohama, 1924)

OF AUTHORS. *Pholas cristata* Linnaeus, 1758.
SYNONYM. *Zirfaea minor* Tchang & Li, 1960.
VOUCHER MATERIAL. Institute of Oceanology, Hai Phong, as *Z. minor*. LITERATURE. Dawydoff (1952), Indochine, as *Pholas cristata* Linnaeus, 1758. – Nguyen X. Duc *et al.* (1997). Ha Long Bay. – Nguyen X. Duc (2001, 2003) as *Z. minor*. Nguyen Xuan Duc (2003) as *Zirfaea crispata* [assumed err. pro *cristata*]. – Nguyen Xuan Duc (2003) as *Zirfaea subconstricta*. REMARKS. *Pholas cristata* Linnaeus, 1758 is not Asian.

TEREDINIDAE

Bactronophorus
Tapparone-Canefri, 1877

Bactronophorus thoracites (Gould, 1856)

LITERATURE. Nguyen X. Duc *et al.* (1997).
REMARKS. KNOWN from China and Japan.

Bankia
Gray, 1842

Bankia campanellata Moll & Roch, 1931

VOUCHER MATERIAL. Institute of Oceanology, Hai Phong. LITERATURE. Nguyen X. Duc *et al.* (1997) as *Bankia campanellata* Moll & Roch. – Nguyen X. Duc (2001). – Nguyen Xuan Duc (2003) as *Bankia campanullata* [err.].

Bankia carinata Gray, 1827

SYNONYM. *Bankia oryzaformis* Sivickis, 1928. VOUCHER MATERIAL. Institute of Oceanology, Hai Phong. LITERATURE. Nguyen X. Duc *et al.* (1997) as ?*Bankia oryzaformis* Sivickis. – Nguyen X. Duc (2001, 2003). REMARKS. Known from China.

Bankia philippinensis (Bartsch, 1923)

SYNONYM. *Bankia tenuis* Sivickis, 1921. VOUCHER MATERIAL. Institute of Oceanology, Hai Phong. LITERATURE. Nguyen X. Duc *et al.* (1997) as *Bankia tenuis* Sivickis. – Nguyen X. Duc (2001, 2003). REMARKS. Known from China.

Dicyathifer

Iredale, 1932

Dicyathifer manni (Wright, 1866)

OF AUTHORS. *Teredo manni* Wright. VOUCHER MATERIAL. Institute of Oceanology, Hai Phong. LITERATURE. Nguyen X. Duc *et al.* (1997). Identified by G. Mamangkey in Hylleberg (2000). – Nguyen X. Duc (2001, 2003) as *Teredo manni*.

Lyrodus

Gould in Binney, 1870

Lyrodus massa Lamy, 1923

OF AUTHORS. *Teredo massa*. VOUCHER MATERIAL. Institute of Oceanology, Hai Phong. LITERATURE. Nguyen Xuan Duc (2003) as *Teredo massa*.

Lyrodus pedicellatus (Quadrefages, 1849)

SYNONYMS. *Lyrodus samoensis* Miller, 1924. *Teredo samoensis*. – *Teredo diegensis* Bartsch, 1925. VOUCHER MATERIAL. Institute of Oceanology, Hai Phong, as *Lyrodus pedicellatus*. Institute of Oceanology, Hai Phong, as *Teredo diegensis* Bartsch. LITERATURE. Nguyen X. Duc *et al.* (1997). – Identified by G. Mamangkey in Hylleberg (2000). – Nguyen X. Duc (2001). Nguyen Xuan Duc (2003) as *Lyrodus samoensis*. REMARKS. Known from China.

Lyrodus schizodermus Li, 1965

OF AUTHORS. *Teredo schizoderma*. VOUCHER MATERIAL. Institute of Oceanology, Hai Phong. LITERATURE. Nguyen X. Duc *et al.* (1997). Nguyen X. Duc (2001, 2003). REMARKS. Known from China.

Nausitora Wright, 1864***Nausitora saulii*** (Wright, 1866)

SYNONYM. *Bankia sauli* (Wright). VOUCHER MATERIAL. Institute of Oceanology, Hai Phong. LITERATURE. Nguyen Xuan Duc (2001, 2003) as *Bankia saulii*.

Psiloteredo Bartsch, 1922***Psiloteredo megotara*** Bartsch, 1922

OF AUTHORS. *Teredo megotara* (Bartsch, 1922). VOUCHER MATERIAL. Institute of Oceanology, Hai Phong. LITERATURE. Nguyen X. Duc *et al.* (1997) as ?*Teredo megotara* Hanley. – Nguyen X. Duc (2001, 2003) as *Teredo megotara*.

Spathoteredo Moll, 1928***Spathoteredo obtusa*** (Sivickis, 1928)

OF AUTHORS. *Teredo obtusa* Sivickis, 1928. VOUCHER MATERIAL. Institute of Oceanology, Hai Phong.

Teredo Linnaeus, 1758***Teredo bartschi*** Clapp, 1923

Synonym. *Teredo hiloensis* Edmondson, 1942. VOUCHER MATERIAL. Inst. of Oceanology, Hai Phong, as *Teredo bartschi* Clapp. Inst. of Ocean., Hai Phong, as *Teredo hiloensis* Edmondson.

Teredo bitubula Li, 1965

VOUCHER MATERIAL. Institute of Oceanology, Hai Phong. LITERATURE. Nguyen X. Duc *et al.* (1997). Nguyen X. Duc (2001, 2003). REMARKS. Known from China.

Teredo furcifera Martens, 1894

SYNONYM. *Teredo parksi* Bartsch, 1921. VOUCHER MATERIAL. Institute of Oceanology, Hai Phong, as *Teredo parksi* Bartsch. LITERATURE. Nguyen Xuan Duc (2003) as *Teredo parksi*. REMARKS. Known from China and Japan.

Teredo navalis Linnaeus, 1758

SYNONYM. *Teredo austini* Iredale, 1932. VOUCHER MATERIAL. Institute of Oceanology, Hai Phong, as *Teredo austini* Iredale. LITERATURE. Nguyen X. Duc *et al.* (1997). – Nguyen X. Duc (2001, 2003)

***Teredo renschi* Roch, 1935**

VOUCHER MATERIAL. Institute of Oceanology, Hai Phong.

Teredothyra* Bartsch, 1921**Teredothyra matocotana* (Bartsch, 1927)**

OF AUTHORS. *Teredo matocotana*. VOUCHER MATERIAL. Institute of Oceanology, Hai Phong. LITERATURE. Nguyen X. Duc *et al.* (1997). Nguyen X. Duc (2001, 2003) as *Teredo matocotana* [err.].

Subclass

ANOMALODESMATA

Order PHOLADOMYOIDA

THRACIIDAE

Cyathodonta* Conrad, 1849**Cyathodonta concinna* (Gould, 1861)**

VOUCHER MATERIAL. Crude Oil Safety Center, HCM City

Thracia* Sowerby, 1823**Thracia elongata* Stutchbury, 1830**

LITERATURE. Nguyen Ngo Thach (2202).

PERIPLOMATIDAE

Periploma

Schumacher, 1817

***Periploma planiuscula* Sowerby, 1834**

VOUCHER MATERIAL. University of Natural Science, HCM City as *P. planiuscula*. REMARKS. Not in Vietnam. Known from West America.

CLAVAGELLIDAE

Aspergillum

Lamarck, 1818

***Aspergillum pulchrum* Desh.**

LITERATURE. Dawydoff (1952), Laoaita. REMARKS. Status not known. We have only found reference to this taxon in the cited literature.

***Aspergillum strangulatus* Chenu, 1843**

LITERATURE. Nguyen Ngo Thach (2202).

Brechites

Guettard, 1770

***Brechites giganteus* Sowerby, 1888**

LITERATURE. Nguyen Ngo Thach (2202).

***Brechites penis* (Linnaeus, 1758)**

OF AUTHORS. *Aspergillum vaginiferum*. *Brechites vaginiferus* (Lamarck, 1818). SYNONYM. *Aspergillum javanum* (Bruguière, 1789). LITERATURE. Dawydoff (1952) Poulo-Condore, as *Aspergillum javanum*. – Dawydoff (1952), Ha Long Bay as *Aspergillum vaginiferum* Lam. Identified by R.N. Kilburn in Hylleberg (2000) as *Penicillus* sp. REMARKS. *Brechites penis* (L.). Off Nha Trang. Trawled. Pres. to D.G. Reid (BMNH) by Nguyen Ngoc Thach, 2001. K.A. Lutaenko (2000) states that *Brechites vaginiferus* is a Western Indian Ocean species.

***Brechites tuberculatum* (Chenu, 1843)**

OF AUTHORS. *Aspergillum tuberculatum*. SYNONYM. *Brechites philippinensis* (Chenu, 1843). VOUCHER MATERIAL. TMMP. Coll. J. Hylleberg. ID by R.N. Kilburn as *Brechites philippinensis*. – K.A. Lutaenko (2000).

Penicillus

Bruguière, 1789

***Penicillus annulosus* (Deshayes, 1858)**

OF AUTHORS. *Aspergillum annulosus*. LITERATURE. K.A. Lutaenko (2000). REMARKS. Known from China.

LATERNULIDAE

Laternula Röding, 1798***Laternula anatina*** (Linnaeus, 1758)

SYNONYMS. *Laternula bullata* (Valenciennes in Reeve, 1860). – *Laternula flexuosa* (Reeve, 1863). – *Laternula valenciennesii* Reeve, 1863.

VOUCHER MATERIAL. Inst. of Oceano., Hai Phong, as *Laternula flexuosa* (Reeve, 1863). – Inst. of Oceanology, Hai Phong, as *L. valenciennesii*. TMMP Coll. ID by Kilburn (Hylleberg 2001). LITERATURE. Nguyen X. Duc *et al.* (1997). – K.A. Lutaenko (2000). Nguyen X. Duc (2001, 2003) as *Laternula valensiennesii*. – Nguyen Xuan Duc (2003) as *Laternula flexuosa*.

Laternula laterna Lamarck, 1818

VOUCHER MATERIAL. TMMP Coll. Identified by R.N. Kilburn (Hylleberg 2001). LITERATURE. Identified by R.N. Kilburn in Hylleberg (2000).

Laternula marilina Reeve, 1863

SYNONYMS. *Laternula limicola* Reeve, 1863. *Laternula pechiliensis* (Grabau & King, 1928). VOUCHER MAT. Inst. of Oceanology, Hai Phong, as *L. pechiliensis*. – Univ. of Fish., Nha Trang, as *L. pechiliensis*. – University of Fisheries, Nha Trang as *Laternula limicola* Reeve. LITERATURE. Nguyen X. Duc *et al.* (1997). Ha Long Bay. Nguyen X. Duc (2001, 2003) as *L. pechiliensis*. REMARKS. Known from China and Japan.

Laternula spengleri (Gmelin, 1791)

VOUCHER MATERIAL. TMMP Coll. Identified by R.N. Kilburn (Hylleberg 2001). LITERATURE. Identified by R.N. Kilburn in Hylleberg (2000).

Laternula truncata (Lamarck, 1818)

SYNONYM. *Laternula rostrata* Sowerby, 1818. VOUCHER MATERIAL. University of Fisheries, Nha Trang, as *L. rostrata*. – Crude Oil Safety Center, HCM City. LITERATURE. K.A. Lutaenko (2000). ID by Kilburn in Hylleberg (2000) as *L. rostrata*.

LYONSIIDAE

Lyonsia Turton, 1822***Lyonsia ventricosa*** (Gould, 1861)

VOUCHER MATERIAL. Crude Oil Safety Center, HCM City

PANDORIDAE

Pandora Bruguière, 1797***Pandora inaequalvis*** Linnaeus, 1758

VOUCHER MATERIAL. Crude Oil Safety Center, HCM City. Not in Vietnam. Known from Europe.

Pandora pseudobilirata (Nomura & Hatai, 1940)

VOUCHER MATERIAL. Crude Oil Safety Center, HCM City

MYOCHAMIDAE

Myadora
Gray, 1840***Myadora reeveana*** (Smith, 1880)

VOUCHER MATERIAL. Crude Oil Safety Center, HCM City

Myadora transmontana (Yokoyama, 1922)

OF AUTHORS. *Myadoropsis transmontana*. Subgenus (*Myadoropsis*). VOUCHER MATERIAL. Crude Oil Safety Center, HCM City as *Myadoropsis transmontana* (Yokoyama). REMARKS. Known from Japan.

POROMYIDAE

Cetoconcha
Dall, 1886***Cetoconcha gloriosa*** (Prashad, 1932)

OF AUTHORS. *Poromya gloriosa*. LITERATURE. K.A. Lutaenko (2000).

Cetoconcha intermedia Habe, 1952

OF AUTHORS. *Poromya intermedia*. VOUCHER MATERIAL. Crude Oil Safety Center, HCM City

Poromya
Forbes, 1844***Poromya pergranosa*** Prashad, 1932

LITERATURE. K.A. Lutaenko (2000).

CUSPIDARIIDAE

Cardiomya A. Adams, 1864

Cardiomya singaporensis (Hinds, 1843)

LITERATURE. K.A. Lutaenko (2000). REMARKS. Known from China.

Cuspidaria Nardo, 1840

Cuspidaria chinensis

(Gray in Griffith et Pidgeon, 1834)

LITERATURE. K.A. Lutaenko (2000).

Cuspidaria corrugata Prashad, 1932

VOUCHER MATERIAL. Institute of Oceanology, Hai Phong. LITERATURE. Nguyen Xuan Duc (2003).

Cuspidaria macrorhynchus Smith, 1895

VOUCHER MATERIAL. Institute of Oceanology, Hai Phong. LITERATURE. Nguyen Xuan Duc (2003). REMARKS. Known from China and Japan.

Plectodon Carpenter, 1864

Plectodon iridella (Kuroda, 1948)

VOUCHER MATERIAL. Crude Oil Safety Center, HCM City

Plectodon ligula (Yokoyama, 1922)

VOUCHER MATERIAL. Crude Oil Safety Center, HCM City

Dentalium eburneum Linné

LITERATURE. Dawydoff (1952). REMARKS. Status not known. We have only found reference to this taxon in the cited literature.

Dentalium elephantinum Linné, 1758

LITERATURE. Dawydoff (1952) as *D. elephantinum*.

Dentalium hexagonum Gould, 1865

VOUCHER MATERIAL. Institute of Oceanology, Hai Phong. LITERATURE. Nguyen X. Duc (2001)

Dentalium kiaochoowanensis Tchang

VOUCHER MATERIAL. Institute of Oceanology, Hai Phong. LITERATURE. Nguyen X. Duc *et al.* (1997) as ?*D. kiaochoowanensis* Tchang. – Nguyen X. Duc (2001) as *D. kiaochoowanensis*

Dentalium longitorsum Reeve, 1842

VOUCHER MATERIAL. Institute of Oceanology, Hai Phong. LITERATURE. Dawydoff (1952) as *Dentalium longitorsum* Reeve

Dentalium octangulatum Donovan, 1804

LITERATURE. Dawydoff (1952) as *Dentalium octangulatum*. Nguyen X. Duc *et al.* (1997). Ha Long Bay

Dentalium sinuosum Boissevain

VOUCHER MAT. Inst. of Oceanology, Hai Phong. LITERATURE. Nguyen X. Duc *et al.* (1997) as *Dentalium sinaosum* (sic). – Nguyen X. Duc (2001) as *Dentalium (Paradentalium) sinaosum* (sic). REMARKS. Status not known. We have only found reference to this taxon in the cited literature.

Fissidentalium Fischer, 1885

Fissidentalium formosum

(Adams & Reeve, 1850)

LITERATURE. Nguyen Ngo Thach (2202).

Graptacme Pilsbry & Sharp, 1897

Graptacme luchuanum (Dall)

OF AUTHORS. *Dentalium luchuanum*. *Graptacme* subgenus of *Dentalium* raised to genus. VOUCHER MATERIAL. Crude Oil Safety Center, HCM City.

Laevidentalium Cossmann, 1888

Laevidentalium coruscum (Pilsbry).

VOUCHER MATERIAL. Institute of Oceanology, Hai Phong. LITERATURE. Nguyen X. Duc (2001) as

Class SCAPHOPODA

Order DENTALIIDA

DENTALIIDAE

Dentalium Linnaeus, 1758

Dentalium aprinum Linnaeus, 1758

VOUCHER MATERIAL. Institute of Oceanology, Hai Phong. LITERATURE. Dawydoff (1952) as *Dentalium aprinum* L.

L. coroscum (sic). REMARKS. Status not known. We have only found reference to this taxon in the cited literature.

Laevidentalium crocinum (Dall, 1907)

VOUCHER MATERIAL. Institute of Oceanology, Hai Phong. LITERATURE. Nguyen X. Duc *et al.* (1997). Ha Long Bay. Nguyen X. Duc (2001)

Order GADILIDA

SIPHONODONTALIIDAE

Cadulus Philippi, 1884

Cadulus clavatus (Gould, 1860)

OF AUTHORS. Subgenus (*Gadila*) of *Cadulus* raised to genus. VOUCHER MATERIAL. Institute of Oceanology, Hai Phong. LITERATURE. Nguyen X.

Duc *et al.* (1997) as *Gadila clavata* (Gould). Nguyen X. Duc (2001). REMARKS. Known from Japan.

Cadulus longilobatus Boissevain

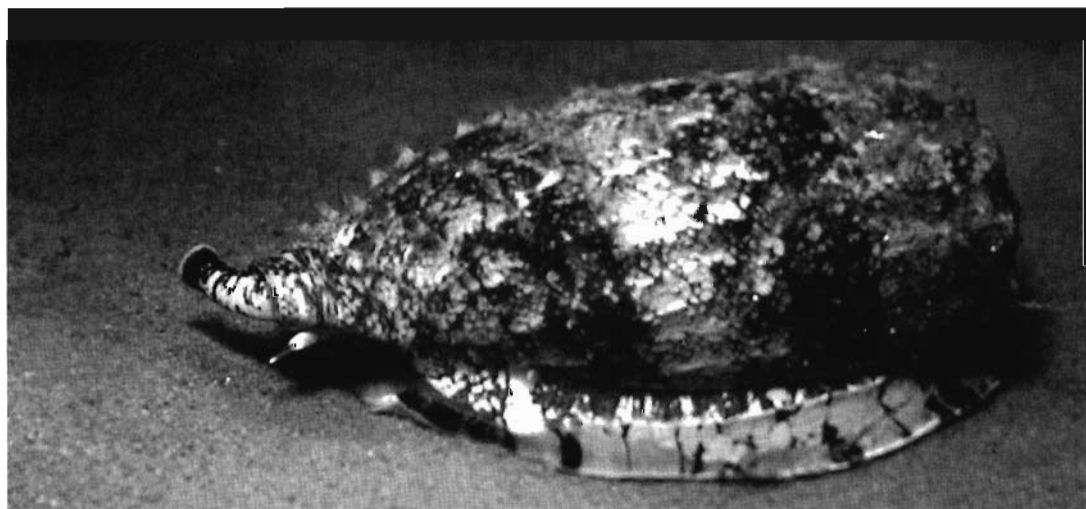
OF AUTHORS. *Polyschides longilobatus*. Subgenus (*Polyschides*). VOUCHER MATERIAL. Institute of Oceanology, Hai Phong. LITERATURE. Nguyen X. Duc *et al.* (1997) as *Polyschides longilobatus* Boissevain. – Nguyen X. Duc (2001) subgenus (*Polyoschides*) sic. REMARKS. Status not known. We have only found reference to this taxon in the cited literature.

Gadilina

Foresti, 1895

Gadilina insoluta (Smith)

LITERATURE. Nguyen X. Duc *et al.* (1997). REMARKS. Status not known. We have only found reference to this taxon in the cited literature.



Conus geographus Linnaeus, 1758. Off Nha Trang. Photo by Oleg Savinkin, Moscow. ID by Yuri Kantor, the Russian Academy of Sciences, Moscow.

REFERENCES

- Abraham, P. 1877. Revision of the anthobranchiate nudibranchiate Mollusca, with descriptions or notices of forty-one hitherto undescribed species. – Proceedings of the Zoological Society of London (1877): 196-269, plates 27-30.
- Adam, W. 1939. Cephalopoda. II. Révision des especes Indo-Malaises du genre *Sepia* Linné, 1758. III. Revision du genre *Sepiella* (Gray) Steenstrup, 1880. – Siboga Exped. Leiden, 55b: 35-122.
- Adam, W. & W. Rees. 1966. A review of the cephalopod family Sepiidae. – Scientific reports of the John Murray Expedition 1933-1934, 11(1): 1-165.
- Alf, A., K.Kreipl & Nguyen Ngoc Thach. 2000. Some remarkable mollusc species from Viet Nam. – La Conchilegia international shell magazine XXXII, n. 294-295: 58-66.
- Ang, 1967 Loricates of the Philippines. – Nat. appl. Sci. Bull. Univ. Philipp. 20 (4): 383-464, text pls 1-2, pls 1-21.
- Beesley, P.L., G.J.B. Ross & A. Wells (eds.). 1998. Mollusca: The Southern Synthesis. Fauna of Australia Vol. 5. CSIRO Publishing: Melbourne. Part A xvi 563 pp. Part B viii 565-1234 pp.
- Brodie, G.D., Willan, R.C. and Collins, J.D. 1997. Taxonomy and occurrence of *Dendrodoris nigra* and *Dendrodoris fumata* (Nudibranchia: Dendrodorididae) in the Indo-West Pacific region. – Journal of Molluscan Studies 63: 407-423.
- Brunckhorst, D.J. 1993. The systematics and phylogeny of phyllidiid nudibranchs (Doridoidea). – Records of the Australian Museum, Supplement 16: 1-107.
- Bui Quang Nghi. 2000. Mollusca in sea grass of Van Phong Bay and Cam Ranh Bay, Khanh Hoa Province. – Phuket Marine Biological Center Special Publication no. 21(2): 391-394.
- Cosel, R. von. 1990. An introduction to the razor shells (Bivalvia: Solenacea). – Pages 283-311 in The Bivalvia. (Ed. B. Morton). Proceedings of a memorial Symposium in Honour of Sir Charles Maurice Yonge, Edinburg, 1986. Hong Kong University Press.
- Cosel, R. von. 2002. Seven new species of *Solen* (Bivalvia: Solenidae) from the tropical Western Pacific, with remarks on other species. Pages 301-341, col. pls. 31-38. In Falkner, M., Groh, K. & Speight, C.D. (eds.). – Collectanea Malacologica – Festschrift für Gerhard Falkner: 10 + 547 pp, 48 col. pls. Conchbooks, Hackenheim/Friedrich-Held-Gesellschaft, München.
- Dautzenberg P. & H. Fischer. 1905a. Liste des mollusques récoltés par M. le Capitaine de Frégate Blaise au Tonkin, et description d'espèces nouvelles. – Journal de Conchyliologie, 4e sér., vol. 53(2): 85-234.
- Dautzenberg P. & H. Fischer. 1905b. Liste des mollusques récoltés par M. H. Mansuy en Indo-Chine et au Yunnan et description d'espèces nouvelles. – Journal de Conchyliologie, 4e sér., vol. 53(4): 344-471.
- Dautzenberg P. & H. Fischer. 1906. Contribution a la faune malacologique de l'Indo-Chine. – Journal de Conchyliologie, 4e ser., vol. 54 (3): 145-226.
- Dawydoff, C. 1952. Contribution a l'étude des invertébrés de la faune marine benthique de l'Indochine. – Bulletin Biologique de la France et de la Belgique, Suppl. 37: 1-158.
- Debelius, H. 1996. Nudibranchs and Sea Snails. Indo-Pacific Field Guide. IKAN-Underwasserarchiv, Frankfurt, 321 pp.
- Dorgan, K.M., A. Valdés, & T.M. Gosliner, 2002. Phylogenetic systematics of the genus *Platydoris* (Mollusca, Nudibranchia, Doridoidea) with description of six new species. – Zoologica Scripta 31(3): 271-319.
- Evseev G.A. & K.A. Lutaenko. 1998. Bivalves of the subfamily Anadarinae (Arcidae) from Vietnam. – Malacological Review, 1998, Supplement 7, pp. 1-37.
- Fahey, S.J. & T.M. Gosliner. 1999. Preliminary phylogeny of *Halgerda* (Nudibranchia: Halgerdidae) from the tropical Indo-Pacific with descriptions of three new species. – Proceedings of the California Academy of Sciences 51(11): 425-448.
- Fischer, P. 1891. Catalogue et distribution géographique des mollusques terrestres,

- fluviatiles & marins d'une partie de l'Indo-Chine (Siam, Laos, Cambodge, Cochinchine, Annam, Tonkin). – Société d'Histoire naturelle d'Autun, 4e bulletin: 1-193.
- Gosliner, T. and Johnson, S. 1994. Review of the genus *Hallaxa* (Nudibranchia: Actinocyclusidae) with descriptions of nine new species. – *Veliger* 37(2): 155-191.
- Gosliner, T.M. 1987. Review of the nudibranch genus *Melibe* (Opisthobranchia: Dendronotacea) with descriptions of two new species. – *Veliger* 29: 400-414.
- Goto, Yoshihiro & Guido T. Poppe. 1996. Tools in Malacology. A listing of living Mollusca. Part I vols. 1-2 (868 pp.), Part II vols. 1-2 (1031 pp). Edited by L'Informatore Piceno, Ancona Italy.
- Gulbin, V.V & G.A. Evseev. 1997. Intertidal prosobranch gastropods of Vietnam. – *Galaxea* 13: 157-166.
- Habe, T. 1952. Atyidae in Japan. Illustrated Catalogue of Japanese Shells 1(20): 137-152.
- Haddon, A.C., 1886. Report on the Polyplacophora collected by H.M.S. "Challenger" during the years 1873–1876. – *Challenger Rep.* 15(43): 1-50.
- Henning, T. & J. Hemmen. 1993. Ranellidae & Personidae of the World. 263 pp. – Verlag Christa Hemmen.
- Hemming, Francis & Diana Noakes. 1958. Official index of rejected and invalid works in zoological nomenclature. – London : printed by order of the international trust for zoological nomenclature, 7th July 1958, i-x + 14 pp.
- Houart, R. 1992. The genus *Chicoreus* and related genera (Gastropoda: Muricidae) in the Indo-West Pacific. – *Mém. Mus. natn. Hist. nat., (A)*, 154: 1-188.
- Houart, R. 1996a. On the identity of *Morula martensi* Dall, 1923 and description of a new species of *Ergalatax* from the Red Sea (Gastropoda: Muricidae: Ergalataxinae). – *Nautilus* 110 (1): 12-16.
- Houart, R. 1996b. The genus *Nassa* Röding, 1798 in the Indo-West Pacific (Gastropoda: Prosobranchia: Muricidae: Rapaninae). – *Arch. Molluskenkunde* 126 (1-2): 51-63.
- Houart, R. 2002. Comments on a group of small *Morula* s.s. species (Gastropoda: Muricidae: Rapaninae) from the Indo-West Pacific with the description of two new species. – *Novapex* 3 (5): 97-118.
- Hua Thai Tuyen. 1998. Taxonomic status of the order Arcoidea (Bivalvia) in Vietnam. – *Phuket Marine Biological Center Special Publication no.* 18(2): 307-310.
- Hua Thai Tuyen. 1999. Checklist of of marine molluscs of Con Dao National Park, Vietnam. – *Phuket Marine Biological Center Special Publication no.* 19(2): 403-406.
- Hylleberg, J. 2000. Molluscs collected by the TMMP in Vietnam and Cambodia. – *Phuket Marine Biological Center Special Publication no.* 21(2): 519-537.
- Hylleberg, J. 2001. The Tropical Marine Mollusc Programme (TMMP). Activities during 2000 and 2001. – *Phuket Marine Biological Center Special Publication no.* 25(1): 296-297.
- Hylleberg, J. & J. Knudsen. 2001. Translations into English of Lorenz Spengler's papers on bivalves (1783–1798). Part 7. – 1798: the genus *Tellina*. – *Phuket Marine Biological Center Special Publication no.* 25(2): 599-621.
- International Commission on Zoological Nomenclature. 2000. *Bulletin of Zoological Nomenclature* 57(1): 52-53.
- Leloup, 1942. A propos de quelques Acanthochitons peu connus ou nouveaux, IV. région Pacifique occidentale. – *Bull. Mus. r. Hist. nat. Belg.* 18 (53): 1-10, figs 1-5, pl 1.
- Leloup, 1941. A propos de quelques Acanthochitons peu connus ou nouveaux, I. région Indo-Pacifique.– *Bull. Mus. r. Hist. nat. Belg.* 17 (24): 1-19, figs 1-7, pls 1-3.
- Leloup, E., 1937. Diagnoses de six nouvelles espèces diamphineures polyplacophores de la région Indo-Pacifique. – *Bull. Mus. r. Hist. nat. Belg.* 13(38): 1-3.
- Leloup, E., 1939. A propos des amphineures *Liolophura japonica* (Lischke, 1873) et *L. gaimardi* (Blainville, 1825): deux nouvelles formes. – *Bull. Mus. r. Hist. nat. Belg.* 15(1): 1-7.
- Leloup, E., 1940a. Les chitons du genre *Cryptoplax* Blainville, 1818. – *Bull. Mus. r. Hist. nat. Belg.* 16(33): 1-32.
- Leloup, E., 1940b. Deux nouvelles espèces de polyplacophores, *Cryptoconchus ashbyi* et

- Cryptoconchus roseus*. – Bull. Mus. r. Hist. nat. Belg. 16(15): 1-8.
- Leloup, E., 1952. Polyplacophores de l'Océan Indien et des cotes de l'Indochine française. – Mém. Mus. r. Sci. nat. Belg. 2(47): 1-69, figs 1-22, pls 1-6.
- Leloup, E., 1980. A propos d'*Acanthopleura*. Bull. Inst. r. Sci. nat. Belg. 52(15): 1-12.
- Lorenz, F. & A. Hubert. 1993. A Guide to Worldwide Cowries. 571 pp. – Verlag Christa Hemmen.
- Lutaenko, K.A. 2000. Russian Contribution to Studies of Vietnamese Molluscs. Part 2. List of Species Recorded by Russian Authors or Stored in Museums. – Phuket Marine Biological Center Special Publication 21(2): 519-537.
- Lutaenko, K.A. 2001. Taxonomic review of the species of *Gomphina* (*Maridiscus*) (Bivalvia: Veneridae) from the Western Pacific Ocean. – Phuket Marine Biological Center Special Publication 25(2): 465-486.
- Marche–Marchad. 1955a. Mollusques Testacés Marins de l'Indochine. I. Nassidae. – Journal de Conchyliologie vol. 95: 28-37.
- Marche–Marchad. 1955b. Les Mollusques Testacés Marins de l'Indochine. II. – Cymatiidae et Bursidae. – Journal de Conchyliologie vol. 95: 100-107.
- Millard, V. 1997. Classification of Mollusca. 544 pp. Printed by Victor Millard P.O. Box 27208, 8050 Rhine Road, South Africa.
- Millen, S.V. and Gosliner, T.M. 1985. Four new species of dorid nudibranchs belonging to the genus *Aldisa* (Mollusca: Opisthobranchia), with a revision of the genus. – Zoological Journal of the Linnean Society 84: 195-233.
- Natsukari, Y. 1984. Taxonomic and morphological studies on the loliginid squids, IV: Two new genera of the family Loliginidae. – Venus, 43(3):229-239.
- Nguyen Chinh. 1996. The important commercial molluscs in Vietnamese. – Science Technics Publishing House, Hanoi, 132 pp. [in Vietnamese].
- Nguyen Chinh. 1999. Species of the bivalve family Pteriidae commonly found in Vietnamese waters. – Phuket Marine Biological Center Special Publication no. 19(2): 391-394.
- Nguyen Chinh. 2001. Mytilidae (Mollusca: Bivalvia) recorded in Vietnam. – Phuket Marine Biological Center Special Publication no. 25(2): 441-417.
- Nguyen Chinh & Le Ngoc Hoa. 2003. Species composition of molluscs in the Reference Collection of Molluscs, Research Institute for Aquaculture No. 3. – Proceedings of the Second National Workshop on Marine Molluscs. Nha Trang 3-4/08/ 2001. Ministry of Fisheries, Hanoi. [238 pp. In Vietnamese with English abstracts].
- Nguyen Ngoc Thach. 2001. The volutes (Mollusca: Gastropoda) of Vietnam. – Phuket Marine Biological Center Special Publication no. 25(2): 419-431.
- Nguyen Ngoc Thach 2002, See Thach, N.N., 2002 Nguyen Xuan Duc, Byung Lae Choe & Won Kim. 1997. Malacofauna from the coastal area of Cat Ba National Park and Halong Bay, Vietnam. – Ecosystem and Biodiversity of Cat Ba National Park and Halong Bay. Annaals of Nature Conservation, KNCCN, Vol. 12: p. 279-311. – Survey of the Natural Environment in Vietnam. The Korean National Council for Conservation of Nature. Institute of Ecology and Biological Resources, Vietnam. Hanoi National University, Vietnam. Daewoo Group The Dong-a Ilbo.
- Nguyen Xuan Duc. 2001. The molluscan fauna from the coast of Cat Ba Islands and Ha Long Bay. – Pages 87-102 in “Proceedings of the First National Workshop on Marine Molluscs, hosted by RIA3, Nha Trang 25–27/03/1999”. Ministry of Fisheries, Socialist Republic of Vietnam [222 pp. In Vietnamese with English abstracts].
- Nguyen Xuan Duc. 2003. Species composition and distribution of bivalves in the Tonkin Gulf. – Proceedings of the Second National Workshop on Marine Molluscs. Nha Trang 3–4/08/ 2001. Ministry of Fisheries, Hanoi. [238 pp. In Vietnamese with English abstracts].
- Nierstrasz, 1905. Die Chitonon der Siboga–Expedition. – Siboga Exp. 48: 1-112, pls 1-8.
- Norman, M. 1998. Octopodidae. Benthic octopuses. Pp. 800-826, in Carpenter, K.E. & V.H. Niem (eds). FAO species identification guide for fishery purposes. The living marine resources of the Western Central Pacific. Rome, FAO, vol. II.
- Pruvot–Fol, A. 1957. Révision de la famille des Phyllidiidae. 2. – Journal de Conchyliologie 97:

104-135.

- Reid, D.G. 2001. The genus *Nodilittorina* von Martens, 1857 (Gastropoda: Littorinidae) in the Indo–Malayan Region. – Phuket Marine Biological Center Special Publication no. 25(2): 433-449.
- Risbec, J. 1956. Nudibranches du Viet–Nam. – Archives du Muséum National d’Histoire Naturelle de Paris 4: 5-78.
- Robba, E., I.Di Geronimo, N.Chaimanee, M.P.Negri, & R.Sanfilippo. 2002. Holocene and Recent shallow soft–bottom mollusks from the northern Gulf of Thailand area: Bivalvia. – Bolletino Malacologico, 38 (5-8): 49-132. Rome.
- Röckel, D., W.Korn & A.J.Kohn, 1995. Manual of the Living Conidae. Vol. 1: Indo–Pacific Region. 517 pp. – Verlag Christa Hemmen, Germany.
- Rombouts, A. 1991. Guidebook to Pecten Shells. Recent Pectinidae and Propeamussiidae of the World. Edited and revised by Coomans *et al.* – Oegstgeest/ Backhuys. 157 pp.
- Rottman, M. 1976. Euthecosomatous pteropods (Mollusca) in the Gulf of Thailand and the South China Sea: Seasonal distribution and species associations. – Naga Report 4(6): 1-117.
- Rudman, W.B. 1977. Chromodorid opisthobranch Mollusca from East Africa and the tropical West Pacific. – Zoological Journal of the Linnean Society 61: 351-397.
- Rudman, W.B. 1982. The Chromodorididae (Opisthobranchia: Mollusca) of the Indo–West Pacific: *Chromodoris quadricolor*, *C. lineolata* and *Hypselodoris nigrolineata* colour groups. – Zoological Journal of the Linnean Society 76: 183-241.
- Rudman, W.B. 1983. The Chromodorididae (Opisthobranchia: Mollusca) of the Indo–West Pacific: *Chromodoris splendida*, *C. aspersa* and *Hypselodoris placida* colour groups. – Zoological Journal of the Linnean Society 78: 105-173.
- Rudman, W.B. 1984. The date and authorship of *Bornella* and *Ceratosoma* (Nudibranchia) and other molluscs collected during the voyage of H.M.S. Samarang, 1843–46. – Malacological Review 17: 103-104.
- Rudman, W.B. 1985. The Chromodorididae (Opisthobranchia: Mollusca) of the Indo–West Pacific: *Chromodoris aureomarginata*, *C. verrieri* and *C. fidelis* colour groups. – Zoological Journal of the Linnean Society 83: 241-299.
- Rudman, W.B. 1986. The Chromodorididae (Opisthobranchia: Mollusca) of the Indo–West Pacific: *Noumea purpurea* and *Chromodoris decora* colour groups. – Zoological Journal of the Linnean Society 86: 309-353.
- Rudman, W.B. 1987. The Chromodorididae (Opisthobranchia: Mollusca) of the Indo–West Pacific: *Chromodoris epicuria*, *C. aureopurpurea*, *C. annulata*, *C. coi* and *Risbecia tryoni* colour groups. – Zoological Journal of the Linnean Society 90: 305-407.
- Rudman W.B. 1998a
<http://www.seaslugforum.net/pteriart.htm>
- Rudman W.B. 1998b
<http://www.seaslugforum.net/dendtube.htm>
- Rudman W.B. 1998c
<http://www.seaslugforum.net/dendcarb.htm>
- Rudman W.B. 1998d
<http://www.seaslugforum.net/pupacocc.htm>
- Rudman W.B. 1999a
<http://www.seaslugforum.net/meliviri.htm>
- Rudman W.B. 1999b
<http://www.seaslugforum.net/tambmoro.htm>
- Rudman W.B. 1999c
<http://www.seaslugforum.net/chrotinc.htm>
- Rudman W.B. 1999d
<http://www.seaslugforum.net/dendelon.htm>
- Rudman W.B. 2000a
<http://www.seaslugforum.net/phyllir.htm>
- Rudman W.B. 2000b
<http://www.seaslugforum.net/vaysfeli.htm>
- Rudman W.B. 2000c
<http://www.seaslugforum.net/robogracc.htm>
- Rudman W.B. 2000d
<http://www.seaslugforum.net/platscab.htm>
- Rudman W.B. 2000e
<http://www.seaslugforum.net/platcrue.htm>
- Rudman W.B. 2000f
<http://www.seaslugforum.net/platform.htm>
- Rudman W.B. 2002 <http://www.seaslugforum.net/kaloram.htm#m6026>
- Russell, H.D. 1971. Index Nudibranchia, a catalogue of the literature 1554–1965. – The Delaware Museum of Natural History, Greenville, Delaware. 141pp.
- Serène, R. 1937. Inventaire des Invertébrés marins de l’Indochine (Ire liste). – Institut

- Océanographique de l'Indochine, 30e: 1-83.
- Sirenko, B.I., 1998. One more deep water chiton *Leptochiton vietnamensis* sp. n. (Mollusca, Polyplacophora) living and feeding on sunken wood from the South China Sea. – *Ruthenica* 8: 1-5, figs 1-3, tab. 1
- Spool, S. van der 1967. Euthecosomata, a group with remarkable developmental stages (Gastropoda, Pteropoda). *J. Noorduijn en zoon N.V., Gorinchem.* 375pp.
- Spool, S. van der 1976. Pseudothechosomata, Gymnosomata and Heteropoda (Gastropoda). Bohn, Scheltema & Holkema, Utrecht. 484pp. Utrecht. 484pp.
- Strack, H.L., 1991. Description of a new *Leptochiton* from the Azores and of a new *Lepidozona* from Vietnam (Mollusca, Polyplacophora). – *Bull. Mus. natn. Hist. nat. Paris*, 4e ser.,13 (A) 1-2: 49-59, pl 1-3
- Sweeney, M.J. & M. Vecchione. 1998. Generic and specific names introduced in the squid family Loliginidae (Cephalopoda: Myopsida). – *Smithsonian Contributions to Zoology*, (586): 223-237.
- Swennen, C., R.G.Moolenbeek, N.Ruttana-Dakul, H.Hobbelink, H.Dekker, & S.Hajisamae. 2001. The molluscs of the southern Gulf of Thailand. 210 pp., 44 pls. Bangkok (Biodiversity Research and Training Program (BRT) /Science Society of Thailand; Thai Studies in Biodiversity, 4).
- Thach, N.N., 2002. A checklist of the Vietnamese shelled molluscs. 56 pp., 3 col. pls. – *Of Sea and Shore Publications*. Port Gamble, WA 98364, USA P.O. Box 219. [Available at Conchbooks, Mainzer Strasse 25, D-55546 Hackenheim, Germany. By courtesy of Rudo von Cosel, MNHN, Paris]
- Toll, R.B. & G.L. Voss. 1998. The systematics and nomenclatural status of the Octopodinae described from the West Pacific region. – *Smithsonian Contributions to Zoology*, (586): 489-520.
- Tursch, B. & D. Greifeneder. 2001. *Oliva* Shells. The genus *Oliva* and the species problem. 569 pp. – *L'Informatore Piceno*, Italy.
- Valdes, A. 2002. Review of the genus *Actinocyclus* Ehrenberg, 1831 (Opisthobranchia: Doridoidea). – *The Veliger* 45(3): 193-202.
- Valdés, A. and Gosliner, T.M. 1999. Reassessment of the systematic status of *Miamara* Bergh, 1875 and *Orodoris* Bergh, 1875 (Nudibranchia: Chromodorididae) in light of phylogenetic analysis. – *Journal of Molluscan Studies* 65: 33-45.
- Valdés, A. and Gosliner, T.M. 2001. Systematics and phylogeny of the caryophyllidia-bearing dorids (Mollusca, Nudibranchia), with descriptions of a new genus and four new species from Indo-Pacific deep waters. – *Zoological Journal of the Linnean Society* 133: 103-198.
- Valdés, A. and Héros, V. 1998. The types of Recent and certain fossil opisthobranch molluscs in the Muséum national d'Histoire naturelle, Paris. – *Zoosystema* 20(4): 695-742.
- Vidal, J. 1993. Variability of *Acrosterigma elongatum*, a polytypic species (Mollusca, Cardiidae). – *Journal of the Malacological Society of Australia* 14: 41-58.
- Vongpanich, V. 1999. Family Mactridae (Mollusca: Bivalvia) in Thai waters. – *Phuket Marine Biological Center Special Publication no. 21*(2): 483-498.
- Vu Khuc, Vu Chau, Trinh Dzanh, Dang Tran Huyen, Nguyen Dinh Huu & Trinh Tho. 1991. Atlas co'sinh vat Viet Nam. Tap 3. Than mem. (Paleontological Atlas of Vietnam). Volume 3. Mollusca. – Vu Khuc (ed.) Geological Survey of Vietnam. Institute of Geology and Mineral Resources. Science and Technics Publishing House, Hanoi. 207 pp., 67 pls.
- Wu, 1975. The chitons of Lanhshü, Taiwan. – *Bull. Chin. Malacol. Soc.* 2: 69-75

SELECTED BIBLIOGRAPHY.

Molluscan literature located at the Department of Information and Library,
Institute of Oceanography, Nha Trang (ION Library).

Prepared by Librarian Mrs. Do Minh Thu.

- Bavay, A. & P. Dautzenberg. 1900. Description de coquilles nouvelles de l'Indochine (2^e suite). – Journal de Conchyliologie, 4e ser., tome 48 (4): 435-460. REMARKS. ION Library Catalogue cl 34. Descriptors: Indochina, molluscs, new species, *Helix (Camaena) lavezzarii*, *H. (Camaena?) vorvonga*, *H. (Euhadra) fauveli*, *H. (Eulota) vignalii*, *H. (Chloritis) marimberti*, *H. (Chloritis) durandi*, *H. (Chloritis) gereti*, *H. (Ganesella) saurivonga*, *H. (Ganesella) coudeini*, *Macrochlamys alluaudi*, *Buliminus messengeri*, *Clausilia callistomella*, *C. gereti*, *Stenothyra messengeri*, *Cremnoconchus messengeri*, *Lithoglyphus tonkinianus*, *Melania reducta*, *Alycaeus (Dioryx) major*, *Alycaeus (Dioryx) messengeri*, *Alycaeus (Dioryx) compactus*, *Alycaeus (Dioryx) vanbuensis*, *Alycaeus (Charax) fraterculus*, *Alycaeus (Charax) heudei*.
- Bavay, A. & P. Dautzenberg. 1900. Diagnose de coquilles nouvelles de l'Indochine. – Journal de Conchyliologie, 4e ser., tome 48(2): 108-122. Remarks. ION Library Catalogue cl 34. Descriptors: Indochina, molluscs, new species, *Helix (Camaena) lavezzarii*, *H. (Camaena?) vorvonga*, *H. (Euhadra) fauveli*, *H. (Eulota) vignalii*, *H. (Chloritis) marimberti*, *H. (Chloritis) durandi*, *H. (Chloritis) gereti*, *H. (Ganesella) saurivonga*, *H. (Ganesella) coudeini*, *Macrochlamys alluaudi*, *Buliminus messengeri*, *Clausilia callistomella*, *C. gereti*, *Stenothyra messengeri*, *Cremnoconchus messengeri*, *Lithoglyphus tonkinianus*, *Melania reducta*, *Alycaeus (Dioryx) major*, *Alycaeus (Dioryx) messengeri*, *Alycaeus (Dioryx) compactus*, *Alycaeus (Dioryx) vanbuensis*, *Alycaeus (Charax) fraterculus*, *Alycaeus (Charax) heudei*.
- Bavay, A. & P. Dautzenberg. 1901. Description de deux Unios et d'un Corbicula nouveaux provant de l'Indochine. – Journal de Conchyliologie, 4e ser., tome 49(1): 5-9. Remarks. ION Library Catalogue cl 34. Descriptors: Indochina, mollusks, *Unio messengeri*, *Corbicula messengeri*.
- Bavay, A. & P. Dautzenberg. 1909. Description de coquilles nouvelles de l'Indochine. – Journal de Conchyliologie, 4e ser., vol. 57(2): 81-105, vol. 57(3): 163-206, vol. 57(4): 279-288. Remarks. ION Library Catalogue cl 34. Descriptors: Indochina, molluscs, new species, *Clausilia cazioti*, *C. demangei*, *C. porphyrostoma*, *C. suilla*, *C. acrostoma*, *C. fistulata*, *C. cervicalis*, *C. mairei*, *C. aciculate*, *C. moirati*, *C. margaritifera*, *C. inanis*, *C. dextrogyra*, *Streptaxis messengeri*, *S. daedaleus*, *S. oppidulum*, *Helicarion messengeri*, *Sitala elatior*, *Macrocyclus (?) contempta*, *Trochomorpha*, *T. saigonensis*, *T. latior*, *T. albofilosa*, *Helix (Camaena) contractiva*, *H. (Camaena) choboensis*, *H. (Camaena) gabriellae*, *H. (Camaena) vayssierei*, *H. (Camaena) mirifica*, *H. (Chloritis) marimberti*, *H. (Chloritis) limatula*, *H. (Chloritis) nasuta*, *H. (Chloritis) cordieri*, *H. (Eulota) jourdyi*, *H. (Aegista) packhaensis*, *H. (Plectotropis) subinflexa*, *H. (Plectotropis) pseudotrochula*, *H. (Chloritis) miara*, *H. (Plectotropis) gitaena*, *H. (Plectotropis) xydaea*, *H. (Plectotropis) dasytricha*, *H. (Plectotropis) couturieri*, *H. (Plectotropis) albocrenata*, *H. (Plectotropis) chaudroni*, *H. (Systenostama) pulverea*, *H. (Plectotropis) pauperrima*, *H. (Moellendorffia) loxotata*, *H. (Moellendorffia) depressispira*, *H. (Trochomorpha) fulvescens*, *H. (Trochomorpha) phonica*, *H. (Trochomorpha) procera*, *H. (Buliminopsis) substraminea*, *H. (Buliminopsis) producta*, *H. (Buliminopsis) chineensis*.
- Bavay, A. & P. Dautzenberg. 1912. Description de coquilles nouvelles de l'Indochine. – Journal de Conchyliologie, 4e ser., vol. 60 (1): 1-54.

- Remarks. ION Library Catalogue cl 34. Descriptors: Indochina, molluscs, new species, *Ennea demangei*, *Ennea aliena*, *Ennea formica*, *Ennea macrodonta*, *Ennea ovulum*, *Ennea fultoni*, *Sitala bicincta*, *Sitala multivolvus*, *Kaliella ornatissima*, *Kaliella jucunda*, *Kaliella subelongata*, *Amphidromus mirandus*, *Boysidia robusta*, *B. paviei*, *B. lamothei*, *Systemostoma defixa*, *Buliminus tonkinianus*, *B. macrostoma*, *B. scaber*, *B. clausiliaeformis*, *B. varians*, *Pupa (Bifidaria) ejecta*, *Clausia bouddah*, *Ancylus brenieri*, *Pachydrobia duprui*, *P. messengeri*, *P. krempfi*, *Iravadia tenella*, *Diplommatina demangei*, *D. clausilioides*, *D. germani*, *D. edentata*, *D. bifissurata*, *D. pseudogranum*, *D. angulifera*, *Alycaeus costulosus*, *A. paviei*, *A. depressus*, *A. (Charax) fimbriatus*
- Brot, A. 1887. Diagnose de deux especes nouvelles de *Melania* de l'Annam. *Journal de Conchyliologie*, 3e ser., tome 27(1): 32-35. Remarks. ION Library Catalogue cl 34. Descriptors: gastropods, Thiaridae, *Melania*, freshwater.
- Bui Hong. 1968. Primary study on the mollusks (Mollusca) on some littorals in Quang Ninh province. – Report of ION. Remarks. ION Library Catalogue. Descriptors: Quangninh, littoral, mollusc.
- Bui Hong. 1968. The family Sepiidae of the Tonkin Gulf. – *Intramural magazine of marine research works* (in Vietnamese). Remarks. ION Library Catalogue. Descriptors: Tonkin Gulf, Cephalopoda, Sepiidae.
- Bui Lan. 1994. Some biological characteristics of *Anadara* in Travinh Province (in Vietnamese). – ION Scientific report. Remarks. ION Library Catalogue. Descriptors: Travinh, bivalve, *Anadara*.
- Cal Yingya & Zhang Ziquian. 1988. Mollusks in the Beibu Gulf. – China, *Proceedings on marine biology of South China Sea*, pp. 121-142. Remarks. ION Library catalogue Lt 1192. Descriptors: Tonkin Gulf, species composition, ecology, 494 species of molluscs in 5 classes, 96 families, and 237 genera, class Polyplacophora: 2 species of 2 genera in 2 families, class Lamellibranchia: 279 species, 120 genera, and 37 families, class Scaphopoda: 2 species, 1 genus, and 1 family, class Gastropoda: 191 species, 105 genera, and 50 families, class Cephalopoda: 20 species, 9 genera, and 6 families.
- Cao Phuong Dung, Nguyen Quoc Khang & Tran Thi Long. 1997. Some physio-chemical characteristics and exploitation potential of lectins from some Mollusk (in Vietnamese). – *Proceedings of the First National Symposium on Marine Biology*, pp. 364-369. Remarks. ION Library catalogue: Vd 24. Descriptors: physiochemistry, lectin.
- Crosse H. & P. Fischer. 1890. Note complementaire sur le *Natica funiculata* de l'Annam. – *Journal de Conchyliologie*, 3e ser., tome 30(2): 119. Remarks. ION Library Catalogue cl 34. Descriptors: Central Vietnam, Gastropoda, *Natica funiculata*.
- Crosse, H. & P. Fischer. 1863. Description d'especes nouvelles de Poulo-Condore (Cochinchine). – *Journal de Conchyliologie*, 3e ser., tome 3: 269-273. Remarks. ION Library Catalogue cl 34. Presently not available. Descriptors: Poulo-Condore, molluscs, new species.
- Crosse, H. & P. Fischer. 1863. Notes sur la faune conchyliologique marine de Cochinchine comprenant la description des espèces nouvelles ou peu connus. – *Journal de Conchyliologie*, 3e ser., tome 3: 343-379. Remarks. ION Library Catalogue cl 34. Presently not available. The year of publication may not be 1863. Descriptors: molluscs, new species.
- Crosse, H. & P. Fischer. 1864. Faune malacologique de Cochinchine: Premier supplement. – *Journal de Conchyliologie*, 3e ser., tome 4(4): 322-338, 13 pl., 7 figs. Remarks. ION Library Catalogue cl 34. Presently not available. Descriptors: Cochinchine, malacology.
- Crosse, H. & P. Fischer. 1882. Description d'une nouvelle espece de *Melania* provant du Cambodge. – *Journal de Conchyliologie*, 3e ser., tome 22(2): 112-115. Remarks. ION Library Catalogue cl 34. Descriptors: Indochina, Cambodia, freshwater, gastropod, Thiaridae, *Melania*.
- Crosse, H. & P. Fischer. 1889. Notes sur la faune Conchyliologique marine de l'Annam. – *Journal de Conchyliologie*, 3e ser., tome 29(4): 281-296.

- Remarks. ION Library Catalogue cl 34.
 Descriptors: Central Vietnam, Gastropoda.
- Crosse, H. & P. Fischer. 1890. Mollusques marins de la baie d'Halong (Tonkin). – Journal de Conchyliologie, 3e ser., tome 30(1): 14-19, pls. 1-8. Remarks. ION Library Catalogue cl 34.
 Descriptors: Tonkin, Halong Bay, molluscs.
- Dao Tan Ho & Bui Quang Nghi. 1997. Macrobenthos of the strong upwelling in Southern Central Vietnam. – Contributions on coastal strong upwelling in Southern Central Vietnam (in Vietnamese), pp. 166-180. Remarks. ION Library catalogue C 14c- Contr. 88.
 Descriptors: Ninhthuan, Binhthuan, upwelling, mollusca: 128 species in 47 families, 4 new species in Vietnam: *Pleurotomella clathrellaeformis*, *Pleurotoma leucotropis*, *P. fairbanki*, *Plicatula plicata*.
- Dao Tan Ho. 1991. Zoobenthos of sublittoral in Vanphong-Bengoi bays. – Collection of Marine Research Works, Vol. III: 159-170. Remarks. ION Library catalogue. Descriptors: Khanh Hoa province, Vanphong-Bengoi Bays, 734 samples at 124 stations (1981-1984), mollusc (212 species).
- Dautzenberg, P. 1893. Mollusques nouveaux recueillis au Tonkin par M. Capitaine Dorr. – Journal de Conchyliologie, 3e ser., tome 32(?): 157-165. Remarks. ION Library Catalogue cl 34.
 Descriptors: Tonkin, mollusc, new species.
- Dautzenberg, P. 1900. Diagnose d'une espèce nouvelle d'*Unio* provenant de l'Indochine. Journal de Conchyliologie, 4e ser., vol. 48 (3): 429. Remarks. ION Library Catalogue cl 34.
 Descriptors: Central Vietnam, freshwater, bivalve, *Unio*, new species.
- Dautzenberg, P. 1905. Listes des mollusques recoltés par M. Mansuy en Indochine et au Yunnan, et description d'espèces nouvelles. – Journal de Conchyliologie, 4e ser., vol. 53(4): 343-471. Remarks. ION Library Catalogue cl 34.
 Descriptors: Indochine, molluscs, checklist.
- Dautzenberg, P. 1908. Liste des mollusques recoltés par M. Nansuy en Indochine et description d'espèces nouvelles. – Journal de Conchyliologie, 4e ser., vol. 56 (3): 169-217. Remarks. ION Library Catalogue cl 34. Descriptors: Indochine, molluscs, new species.
- Dautzenberg P. & H. Fischer. 1905. Liste des mollusques recoltés par M. le Capitaine de Fregate Blaise au Tonkin et description d'espèces nouvelles. – Journal de Conchyliologie, 4e ser., vol. 53 (2): 85-234. Remarks. ION Library Catalogue cl 34. Descriptors: Tonkin, marine, terrestrial and freshwater molluscs, checklist, new species.
- Dautzenberg P. & H. Fischer. 1905. Liste des mollusques récoltés par M. H. Mansuy en Indo-Chine et au Yunnan et description d'espèces nouvelles. – Journal de Conchyliologie, 4e sér., vol. 53(4): 344-471. Remarks. ION Library Catalogue cl 34. Descriptors: Indochina, marine, terrestrial and freshwater molluscs, checklist, new species.
- Dautzenberg P. & H. Fischer. 1906. Contribution a la faune malacologique de l'Indo-Chine. – Journal de Conchyliologie, 4e ser., vol. 54 (3): 145-226. Remarks. ION Library Catalogue cl 34.
 Descriptors: Indochina, marine, terrestrial and freshwater molluscs, checklist, new species, new records.
- Dautzenberg P., Baron L. & d'Hamoville. 1887. Description d'espèces nouvelles du Tonkin et observation sur quelques autres mollusques de la même région. – Journal de Conchyliologie, 3e ser., Tome 27(3): 213-225. Remarks. ION Library Catalogue cl 34. Descriptors: Tonkin, molluscs, *Ariophanta*, *Helix*, *Clausilia*, *Melania*, *Ampullaria*, *Paludina*, *Hybocystis*, *Cyclophorus*, *Pterocyclus*, *Unio*, *Dipsas*, *Corbicula*, *Cyrena*, *Donax*, *Cyclina*, new species.
- Dautzenberg, P. & Julien. 1876. Mémoire sur les mollusques nouveaux du Cambodge envoyés au Museum par le Doctor Julien. – Nouvelles archives du Museum d'Histoire naturelle de Paris, vol. 10: 115. Remarks. ION Library catalogue CL 20, presently not available.
 Descriptors: Cambodia, new species.
- Davis, G.M. 1974. The effects of herbicides in South Vietnam – Mollusks as indicators of the effects of herbicides on mangroves in South Vietnam. – Washington, National Academy of Sciences, 1974, 29 pp. Remarks. ION Library catalogue Ld 213. Descriptors: herbicide, mangrove, molluscs.
- Dawydoff, C.N. 1938. Les Gastropodes de

- l'Indochine. – Travaux de station zoologique Wimereux, Vol. XIII: 131-145, figs. 1-12. Remarks. ION Library catalogue. Descriptors: gastropods, Indochina.
- Dawydoff, C.N. 1952. Contribution à l'étude des invertébrés de la faune marine benthique de l'Indochine. – Bulletin Biologique de la France et de la Belgique. Supplement 37: 3-157. ION Contr. 9, 158 pp. Remarks. ION Library catalogue. Descriptors: invertebrates, molluscs, checklist.
- Evseev, G.A. & K.A. Lutaenko. 1998. Bivalves of the subfamily Anadarinae (Arcidae) from Vietnam. – Malacological review, Suppl. 7: 1-37. Remarks. ION Library catalogue. Descriptors: bivalve, Anadarinae, Arcidae, Vietnam.
- Evseev, G.A. & Tran Dinh Nam. 1989. Morphology and ecology of the coral-boring bivalve mollusc *Lithophaga nasuta* (Bivalvia, Mytilidae). Pages 6-11 in: Zhirminski A.V. & Le Trong Phan (eds.). Biology of the coastal waters of Vietnam. Benthic invertebrates of the Southern Vietnam. – Vladivostok, Far East Branch of the USSR Academy of Sciences. Remarks. ION Library catalogue. Descriptors: bivalve, morphology, *Lithophaga nasuta*.
- Evseev, G.A. 1989. On the green mussel *Perna viridis* (L.). Pages 6-11 in: Kasyanov, V.L. & Le Trong Phan (eds.). Biology of the coastal waters of Vietnam. Ontogenesis of marine animals of Southern Vietnam. – Vladivostok, Far East Branch of the USSR Academy of Sciences. Remarks. ION Library catalogue. Descriptors: bivalve, green mussel, *Perna viridis*.
- Fischer, H. 1904. Consideration generale sur les mollusques d'Indochine. – Mission Pavie, Indochine, Vol. 3: 339-350. Remarks. ION Library catalogue M 211. Descriptors: Indochina, molluscs, checklist.
- Fischer, P. 1892. Catalogue et distribution géographique des mollusques terrestres, fluviatiles et marins d'une partie de l'Indochine (Siam, Lao, Cambodge, Cochinchine, Annam, Tonkin). – Journal de Conchyliologie, 3e ser., Tome 32(1): 105-107. Remarks. ION Library Catalogue cl 34. Descriptors: Indochine, freshwater, marine, molluscs.
- Fischer, Ph. 1952. Observations d'écologie littorale au Cap. Saint-Jacques (Gasteropodes et Bivalves). – Bull. Lab. Mar. Dinard, 37: 28-30. Remarks. ION Library catalogue. Descriptors: Vungtau, molluscs, littoral.
- Gogolev, A.Y. 1994. Studies of marine molluscs of Vietnam. Pages 140-149 in: Pavlov, S.S. & Sbikin Y.N. (eds.). Hydrobionts of Southern Vietnam. – Moscow, Nauka Publishing House, 1994. Remarks. ION Library catalogue. Descriptors: Vietnam, marine molluscs.
- Gruvel, A. 1925. Les richesses maritimes et fluviales de l'Indochine. Paris, Ste d'Edit. Remarks. ION Library catalogue M 526. Descriptors: Indochina, marine, freshwater, mollusks.
- Gude, G.K. 1901. Sur une collection de Plectopylis du Tonkin avec la description de six espèces nouvelles. – Journal de Conchyliologie, 4e ser., vol. 49(3): 197-212. Remarks. ION Library Catalogue cl 34. Descriptors: Tonkin, Plectopylididae, pulmonate, Plectopylis, new species.
- Gude, G.K. 1900. Description of a new species of Plectopylis (*P. lepida* n. sp) from Tonkin. – Annals and magazines of natural history, ser. 7, Vol. 5: 197-212. Remarks. ION Library catalogue. Descriptors: Tonkin, Plectopylididae, pulmonate, *Plectopylis*, new species.
- Gude, G.K. 1907. Observation on a number of Plectopylis collected in Tonkin by M. Mansuy with description of four new species. – Journal of Conchyliologie, 4e ser., vol. 55(1): 345-357. Remarks. ION Library Catalogue cl 34. Descriptors: Tonkin, Molluscs, new species, Plectopylididae, *Plectopylis*.
- Gulbin V.V. & Tran Dinh Nam. 1989. Prosobranch gastropod molluscs from the intertidal zone of Phukhanh province (Southern Vietnam). – Benthic invertebrates of Southern Vietnam, Vladivostok, pp. 7-24 [in Russian]. Remarks. ION Library catalogue. Descriptors: Southern Vietnam, prosobranchs, intertidal zone.
- Gulbin V.V., K.L. Vonogradova & Nguyen Van Chung. 1988. Quantitative distribution of Macrobenthos in the intertidal zone of islands of South Vietnam. – Biologiya Morya [Marine Biology] 3: 59-65 [in Russian with English

- abstract]. Remarks. ION Library catalogue. Descriptors: Southern Vietnam, intertidal zone, macrobenthos, quantitative distribution.
- Gulbin V.V., O.G. Kussakin & Nguyen Van Chung. 1988. Soviet-Vietnamese hydrobiological investigations of the intertidal zone of Southern Vietnam. Pages 100-105 in: Ilyichev V.I. (ed.). Pacific Annual Far East Branch. – Vladivostok, Far East Branch of USSR Academy of Sciences. Remarks. ION Library catalogue. Descriptors: Southern Vietnam, hydrobiology, intertidal zone.
- Gulbin, V.V. & C.V. Evseev. 1997. Intertidal prosobranch gastropods of Vietnam. – *Galaxea*, 13(2): 157-166. Remarks. ION Library catalogue CL 688. Descriptors: Vietnam, gastropods, 153 species in 34 families, distribution pattern, substrata, habitat, intertidal horizons.
- Gurjanova, E.F. 1962. [Littoral of the Tonkin Gulf]. – [Journal in Russian. Herald of the USSR Academy of Sciences 2: 95-96]. Remarks. ION Library catalogue. Descriptors: Tonkin Gulf, littoral.
- Gurjanova, E.F. 1972a. Fauna of the Tonkin Gulf and its environmental conditions of life in it. – Explorations of the seas X(XVIII), Acad. Sci. USSR. Zool. Inst., pp. 22-146. Remarks. ION Library catalogue. Descriptors: Tonkin Gulf, fauna, environmental condition.
- Gurjanova, E.F. 1972b. Bottom communities of the Tonkin Gulf. Fauna of the Tonkin Gulf and its environmental conditions of life in it. – Explorations of the Seas X (XVIII), Acad. Sci. USSR. Zool. Inst., pp. 147-168. Remarks. ION Library catalogue. Descriptors: Tonkin Gulf, environmental conditions, bottom community.
- Hervé, F. 1936. L'huitre perilière et la perle dans les lagons de l'archipel des Tuamotu. – ION Note No. 29: 73-212, 2 pls. Remarks. ION Library Catalogue. Descriptors: Tuamotu Archipelago, pearl oyster.
- Heude, R. P. 1901. Observation sur la faune conchyliologique de l'Annam. – Journal de Conchyliologie, 4e ser., vol. 49(1): 35-36. Remarks. ION Library Catalogue cl 34. Descriptors: Central Vietnam, molluscs, checklist.
- Huynh Van Chuong. 1994. [Ecological and biological characteristics of *Meretrix lyrata*, *Anadara granosa*] [in Vietnamese]. – ION Scientific report. Remarks. ION Library catalogue Rep. BTT005 (3,4). Descriptors: bivalve, biology, ecology, *Meretrix*, *Anadara*.
- Institute of Oceanography. 1965. Final report of mixed investigation of the Tonkin Gulf. Part VI: Zoobenthos [in Vietnamese]. Remarks. Report of Institute of Oceanography. Descriptors: Tonkin Gulf, zoobenthos.
- Kryuchkova, G.A. 1989. Morphology of larvae of common bivalves in Nhatrang bay of the South China Sea. Pages 68-82 in: Kasyanov, V.L. & Le Trong Phan (eds.). Biology of the coastal waters of Vietnam. Ontogenesis of marine animals of Southern Vietnam. – Vladivostok, Far East Branch of The USSR Academy of Sciences, Vladivostok. Remarks. ION Library catalogue. Descriptors: morphology, bivalves, larvae, Nhatrang Bay.
- Kulikova V.A. 1989. Distribution of pelagic larvae of molluscs in the coastal waters of southern Vietnam. Pages 83-87 in: Kasyanov, V.L. & Le Trong Phan (eds.). Biology of the coastal waters of Vietnam. Ontogenesis of marine animals of Southern Vietnam. – Vladivostok, Far East Branch of The USSR Academy of Sciences, Vladivostok. Descriptors: Southern Vietnam, pelagic larvae, distribution. Remarks. ION Library catalogue.
- Lam Ngoc Tram, Cao Phuong Dung, Nguyen Kim Duc, Luu Thi Ha & Do Tuyet Nga. 1996. The principal chemical compositions of some molluscan species in the waters of South Vietnam. – Collection of Marine Research Works, Vol.VII: 205-212 (in Vietnamese). Remarks. ION Library catalogue Vd 26. Descriptors: biochemistry, principal chemical composition, *Anadara granosa*, *A. antiquata*, *Meretrix lyrata*, *Modiolus philippinarum*.
- Lamy, E. 1927. Description d'une Pholade nouvelle de la cote d'Annam. – Bulletin du Museum Nat. Hist. Natur, vol. 33(2): 180-183. Remarks. ION Library catalogue CL 215. Descriptors: bivalve, Pholadidea, new species.
- Lamy, E. 1936. Huitre de l'Indochine. – Bull. Mus. Nat. Hist. Nat., 2e ser. tome 8 (5): 427-434. Remarks. ION Library catalogue CL 215.

- Descriptors: shell, bivalve, oyster.
- Lamy, E. 1938. *Pinna* de l'Indochine. – Bull. Mus. Nat. Hist. Natur., 2e ser., tome 10(4): 395-400. Remarks. ION Library catalogue CL 215. Descriptors: Indochine, South China Sea, 9 species of *Pinna*.
- Lang Van Ken. 1996. Preliminary study on composition and distribution of Gastropods of Truong Sa archipelago. – Collection of Marine Research Works, Vol. VII: 94-102 [in Vietnamese]. Remarks. ION Library catalogue. Descriptors: four islands of Truong Sa (Spratly archipelago), gastropods, 141 species in 29 families, 3 orders, distribution pattern, abundance, biomass.
- Latypov, Y.Y. 1993. Benthic communities of the coral reefs of the Kondao islands (South China Sea). – *Biologiya Morya* [Marine Biology], 5-6: 40-53 [in Russian with English abstract]. Remarks. ION Library catalogue. Descriptors: Kondao island, benthic community, coral reef.
- Latypov, Y.Y. 1999. Benthic communities of the coral reefs of the Thocho islands (Gulf of Thailand). – *Biologiya Morya* [Marine Biology], 2593: 201-208 [in Russian with English abstract]. Remarks. ION Library catalogue. Descriptors: Thocho island, benthic community, coral reef.
- Lukin, V.I., V.I.Fadeev, S.A.Rostomov & Nguyen Van Chung. 1988. Soft bottom communities of the Nhaphu lagoon (South China Sea). Pages 87-110 in: *Biology of the coastal waters of Vietnam: Hydrological study of intertidal and sublittoral zones of southern Vietnam*. – Vladivostok, Far East Branch, Academy of Sciences of USSR. Remarks. ION Library catalogue. Descriptors: Southern Vietnam, Nhaphu lagoon, soft bottom, benthic communities.
- Lutaenko, K.A. 1993. A new species of the genus *Anadara* (Bivalvia, Arcidae) from the South China Sea. – *Zoologicheskij Zhurnal* [Zoological Journal] 72(11): 201-208 [in Russian with English abstract]. Remarks. ION Library catalogue. Descriptors: bivalvia, new species, Arcidae, *Anadara*.
- Mabille, J. & G. L. Mesle. 1866. Observations sur la faune malacologique de la Cochinchine et du Cambodge, comprenant la description des espèces nouvelles. – *Journal de Conchyliologie*, 3e ser., tome 6 (2): 117-138. Remarks. ION Library Catalogue cl 34. Descriptors: Cochinchine, Indochina, Cambodia, malacology.
- Mabille, M.J. 1887. Mollusques divers – sur quelques Mollusques du Tonkin. – Bull. Soc. Malac. Fr., Vol.4: 73-164, pls. 1-4. Remarks. ION Library catalogue M 674. Descriptors: North Vietnam, Tonkin, terrestrial and marine mollusks, 88 species.
- Mabille, M.J. 1889. Mollusques divers – Contribution à la faune Malacologique du Tonkin. – Paris, 1889, p. 1-20. Remarks. ION Library catalogue M 674. Descriptors: Tonkin, North Vietnam, 44 species of terrestrial and fluviatile molluscs.
- Marche–Marchad. 1955. Les Mollusques Testaces de l'Indochine. I. Nassidae. – *Journal de Conchyliologie*, Vol. 98 (1), pp. 28-37. Remarks. ION Library Catalogue cl 34. Descriptors: Indochina, gastropods, Nassidae.
- Marche–Marchad. 1955. Les Mollusques Testeces marins de l'Indochine. II: Cymatiidae et Bursidae. – *Journal de Conchyliologie* vol. 95(2): 100-107. Remarks. ION Library Catalogue cl 34. Descriptors: Indochina, gastropods, Cymatiidae, Bursidae.
- Marine Fish Research Station. 1962-1964. Report Fisheries Department, Zoobenthos Division. [Distribution status of zoobenthos in the Tonkin Gulf] [in Vietnamese]. Remarks. ION Library catalogue. Descriptors: *Pteria* (“*Pinctada*”) *martensii*, *Ostrea rivularis*, *Meretrix meretrix*, *Sepia subaculeata*, *Sepia tigris*, *Loligo formosana*, *Loligo chinensis*.
- Mollendorff, O. 1901. Zur Binnenmollusken-Fauna von Annam IV. – N. der Deutsch. Malak. Gesell., p. 45, 1901. Remarks. ION Library catalogue. Descriptors: Annam, molluscs.
- Morelet, 1865. Additions à la faune malacologique de l'Indochine. – *Journal de Conchyliologie*, 3e ser. tome 5(2) : 225-228. Remarks. ION Library Catalogue cl 34. Descriptors: Indochina, malacology, taxonomy.
- Morelet, 1865. Rectifications et additions à la faune malacologique de a Cochinchine et du Cambodge, comprenant la description des espèces nouvelles. – *Journal de Conchyliologie*, 3e ser., tome 5(1): 19-23. Remarks. ION Library

- Catalogue cl 34. Descriptors: Cochinchine, Cambodia, molluscs.
- Morelet, L. 1866. Description d'espèces appartenent à la faune malacologique de la Cochinchine et du Cambodge, comprenant la description des espèces nouvelles. – Journal de Conchyliologie, 3e ser., tome 6(1): 62-64. Remarks. ION Library Catalogue cl 34. Descriptors: Cochinchine, Cambodia, malacology, taxonomy.
- Morlet, L. 1886. Diagnoses molluscorum novorum Cambodgiae. – Journal de Conchyliologie, 3e ser., tome 26 (1): 74-75. Remarks. ION Library Catalogue cl 34. Descriptors: Cambodia, *Helix fouresi*, *Bulimus (Amphidromus) begini*, *Canidia paviei*.
- Morlet, L. 1886. Diagnoses molluscorum novorum Tonkini. – Journal de Conchyliologie, 3e ser., tome 26 (1): 75-78. Remarks. ION Library Catalogue cl 34. Descriptors: Tonkin, mollusks, *Helix jourdyi*, *Anodonta jourdyi*, *Unio jourdyi*, *Unio cicheloti*.
- Morlet, L. 1886. Liste des coquilles recueillies, au Tonkin par M. Jourdy, chef d'escadron, d'artillerie, et description d'espèces nouvelles. – Journal de Conchyliologie, 3e ser., tome 26(4): 257-295. Remarks. ION Library Catalogue cl 34. Descriptors: Tonkin, molluscs, checklist.
- Morlet, L. 1889. Catalogue des Coquilles recueillies, par M. Pavie, dans le Cambodge et le Royaume de Siam, et description d'espèces nouvelles. – Journal de Conchyliologie, 3e ser., tome 29(2): 121-200. Remarks. ION Library Catalogue cl 34. Descriptors: Thailand, Cambodia, molluscs, new species.
- Morlet, L. 1891. Contribution à la faune malacologique de l'Indochine. – Journal de Conchyliologie, 3e ser., tome 31(3) : 230-254. Remarks. ION Library Catalogue cl 34. Descriptors: Indochina, molluscs, checklist.
- Morlet, L. 1891. Diagnoses molluscorum novorum, in Indochina Collectorum. – Journal de Conchyliologie, 3e ser., tome 31(1): 25-28. Remarks. ION Library Catalogue cl 34. Descriptors: Indochina, molluscs, new species, *Macrochlamys dugasti*, *Helix longsonensis*, *Helix massiei*, *Amphidromus xiengensis*, *Cyclophorus songmaensis*.
- Morlet, L. 1892. Diagnoses molluscorum novorum in Indochina Collectorum. – Journal de Conchyliologie, 3e ser., tome 32: 82-85. Remarks. ION Library Catalogue cl 34. Descriptors: Indochina, molluscs, new species, *Streptaxis dugasti*, *Helix (Plectotropis) hyperteleia*, *Helix (Phania) dugasti*, *Clausilia (Phaedusa?) massiei*, *Lacunopsis dugasti*, *Chlorostracia massiei*, *Paludina laosiensis*, *Spiraculum massiei*, *Dreissensia massiei*, *Unio dugasti*.
- Morlet, L. 1893. Description d'espèces nouvelles provenant de l'Indochine suite). – Journal de Conchyliologie, 3e ser., tome 33(3): 153-157. Remarks. ION Library Catalogue cl 34. Descriptors: Indochina, molluscs, new species, *Melania dugasti*, *Melania hamonvillei*, *Lacunopsis dugasti*, *Unio dugasti*.
- Morlet, L. 1904. Description de mollusques nouveaux recueillis par M. Pavie en Indochine. – Mission Pavie, Indochine, Vol. 3: 351-387, pl. 19-22. Remarks. ION Library catalogue M211. Descriptors: Indochina, molluscs, new species.
- Nguyen Chinh. 1980. [The important commercial mollusks in Viet Nam] – Collection of Marine Research Works, Vol. 11(1): 153-174 [in Vietnamese]. Remarks. ION Library catalogue Vt 17. Descriptors: Commercial mollusk. Systematical, morphological, ecological characteristics, geographical patterns, 12 species: *Haliotis diversicolor*, *Cymbium melo*, *Arca "Anadara" granosa*, *Arca "Anadara" antiquata*, *Mytilus (Chloromytilus) smaragdinus*.
- Nguyen Chinh. 1991. Squid exploitation in the sea from Phuyen to Thuanhai provinces (in Vietnamese). – Proceedings of the Third National Conference of Marine Sciences, Vol. I: Biology, Marine Biotechnology and Environment, pp.20-27. Remarks. ION Library catalogue Vt 227. Descriptors: Centre of Vietnam, Cephalopoda, squid, *Sepia tigris*, *S. hercules*, *S. subaculeata*, *Loligo formosana*, *L. duvauceli*, *Sepioteuthis lessoniana*, *S. australis*.

- Nguyen Huu Phung & Vo Si Tuan. 1996. Some main resources of Bivalve (Bivalvia – Mollusca) in marine waters of Vietnam. Collection of Marine Research Works, Vol. VII: 9-15 (in Vietnamese). Remarks. ION Library catalogue: Vd 26. Descriptors: bivalves, high commercial value, distribution, annual production, *Anadara philippinarum*, *A. subcrenata*, *A. antiquata*, *Arca navicularis*, *Perna viridis*, *Modiolus philippinarum*, *Amussium pleuronectes*, *Chlamys nobilis*, *Ostrea rivularis*, *Cyrenobatisa subsulcata*, *Dosinia laminata*, *D. sinensis*, *Meretrix meretrix*, *M. lyrata*, *Aloidis laevis*, *Pinctada maxima*, *P. penguin*, *P. martensii*, and *P. margaritifera*.
- Nguyen Huu Phung, Ta Minh Duong, Pham Thi Du, Dao Tan Ho, Vo Si Tuan, Bui The Phiet & Tran Trong Thuong. 1994. The main commercial sea products in the southern part of Central Vietnam. – Collection of Marine Research Works, Vol. V: 125-140 (in Vietnamese). Remarks. ION Library catalogue. Descriptors: Southern Central Vietnam, Mollusc, 30 species.
- Nguyen Van Chung & Dao Tan Ho. 1995. Zoobenthos fauna in the seawaters of Vietnam. – Collection of marine Research Works, Vol. VI:91-100 (in English). Remarks. ION Library catalogue. Descriptors: Vietnam, zoobenthos, mollusca, diversity of species composition (2500 species), biomass distribution.
- Nguyen Van Chung & Huynh Quang Nang. 1980. Preliminary results on investigations and seafood aquaculture development efficiency in Oloan Lagoon (Phukhanh province). – Collection of Marine Research Works, Vol. II (1): 309-318 (in Vietnamese). Remarks. ION Library catalogue: Vt 17. Descriptors: Resources, Oloan Lagoon, Lamellibranchia (14 species), *Arca granosa*, *Mytilus viridis*, *Placuna placenta*, *Ostrea lugubris*, *Venus squamosa*.
- Nguyen Van Chung & Nguyen Huu Phung. 1995. Situation actuelle et capacite de developement de l'elevage des mollusques au VN. – Institute of Oceanography, Actes du symp. Franco-VN sur l'aquaculture en zone tropicale, Nhatrang, VN, 18-19 Dec. 1995, p. 45. Remarks. ION Library catalogue: C 15-1. Descriptors: Vietnam, mollusc, aquaculture, *Crassostrea rivularis*, *C. gigas*, *Chlamys nobilis*, *Haliotis ovina*, *H. asinina*, *H. diversicolor*, *Pinctada martensii*, *P. maxima*, *Meretrix meretrix*, *M. lyrata*, *Anadara granosa*, *Perna viridis*.
- Nguyen Van Chung, Dao Tan Ho, Le Trong Minh, Ton That Thong, Tran Dinh Nam & Nguyen Van Luom. 1978. Review of the studied results of marine zoobenthos in Vietnam. – Collection of Marine Research Works, Vol. 1(1): 57-72 (in Vietnamese). Remarks. ION Library catalogue Vt 12. Descriptors: Vietnam, zoobenthos, mollusca, 2523 species.
- Nguyen Van Chung, Dao Tan Ho, Le Trong Minh, Ton That Thong, Tran Dinh Nam & Nguyen Van Luom. 1978. Zoobenthos of Binhcang – Nhatrang Bays. – Collection of Marine Research Works, Vol. I(1): 95-110 (in Vietnamese). Remarks. ION Library catalogue Vt 12. Descriptors: Vietnam, Nhatrang Bay, 16 stations, 5 to 25m depths, zoobenthos, mollusc, biomass distribution, 195 species (gastropoda:120 species, Lamellibranchia: 70 species).
- Nguyen Van Chung, Dao Tan Ho, Le Trong Minh, Ton That Thong, Tran Dinh Nam & Nguyen Van Luom. 1991. Zoobenthos of Thuanhai – Minhhai provinces. – Collection of Marine Research Works, Vol. III: 137-149 (in Vietnamese). Remarks. ION Library catalogue. Descriptors: Thuanhai–Minhhai provinces, zoobenthos, mollusc (177 species), *Loligo formosana*, *Chlamys nobilis*, *Amussium pleuronectes*.
- Nguyen Van Chung, Nguyen Xuan Duc, Nguyen Huy Yet & Pham Dinh Trong. 1980. Zoobenthos of the coastal zone of Quangninh – Haiphong provinces. – Collection of Marine Research Works, Vol. II (1): 133-152 (in Vietnamese). Remarks. ION Library catalogue Vt 12. Descriptors: Quangninh–Haiphong provinces, coastal zone, benthos, 40 stations, 5 to 30 m depth, mollusc (172 species), Lamellibranchia (92 species), Gastropoda (67 species), Scaphopoda (8 species), Cephalopoda (3 species), Amphineura (2 species).
- Nguyen Van Chung, Pham Dinh Trong & Ngo Chi Vinh. 1972. Benthic resources of the littoral zone of Namha province. Remarks. Report of ION (in Vietnamese). Descriptors: Vietnam, Namha province, littoral zone, resources

- Nguyen Van Chung. 1994. Littoral ecosystem of south Vietnam. – Monograph of Vietnam waters (published by National Centre for Natural Science and Technology), part IV: Bioresources and marine ecosystems, pp. 330-347 (in Vietnamese). Remarks. ION Library catalogue Vt 209. Descriptors: littoral, distribution, ecosystem.
- Nguyen Van Chung. 1994. Zoobenthos of Vietnam waters. – Monograph of Vietnam waters (Published by National Centre for Natural Science and Technology), part IV: Bioresources and marine ecosystems, pp. 69-84 (in Vietnamese). Remarks. ION Library catalogue Vt 209. Descriptors: zoobenthos, ecosystem, species composition, distribution.
- Nguyen Xuan Duc. 1978. The Class of Cephalopoda. – Collection of Marine Research Works, Vol. I (1): 73-94 (in Vietnamese). Remarks. ION Library Catalogue Vt 12. Descriptors: Vietnam, Tonkin Gulf, Cephalopoda, 25 species (7 genera, 4 families), family Loliginidae, family Sepiidea, family Sepiolidae, family Octopodidae.
- Nguyen Xuan Duc. 1997. Zoogeographical characteristics of the Cephalopoda fauna in Vietnam Seas. – Proceedings of the First National Symposium on Marine Biology, pp. 119-130 (in Vietnamese). Remarks. ION Library Catalogue C15.01. Descriptors: Cephalopoda (53 species), Sino-Japanese (18 species), Indo-Malaysian (14 species), Cosmopolitan (11 species), Endemic for Vietnam (2 species).
- Pham Dinh Trong & Lang Van Ken. 1997. Benthic invertebrates on littoral of Halong Bay. – Proceedings of the First National Symposium on Marine Biology, pp. 113-118 (in Vietnamese). Remarks. ION Library catalogue C15.01. Descriptors: Halong Bay, zoobenthos, mollusc (100 species).
- Pham Dinh Trong. 1999. Some characteristics of species composition: distribution and ecology of zoobenthos on mangrove area in the North Vietnam. – Proceedings of the Fourth National Conference on marine Science and Technology, part II: 1039-1042 (in Vietnamese). Remarks. ION Library catalogue Vd 62(2). Descriptors: North Vietnam, mangrove, benthos, species composition, distribution, mollusc (173 species).
- Risbec, J. 1956. Nudibranches du Vietnam. – Archives du Muséum National d'Histoire Naturelle de Paris 4: 5-78. (Mémoire de l'ION No.9, 34 pp.) Remarks. ION Library catalogue C 14A. Descriptors: Indochina, nudibranchs checklist.
- Robson, G.C. 1928. Cephalopodes des mers d'Indochine. – ION Note no.10. Remarks. ION Library catalogue C 14B. Descriptors: Indochina, Cephalopoda, checklist.
- Rochebrune, T. de. 1881-1882. Suppléments aux documents sur la faune malacologique de la Cochinchine et du Cambodge. – Bulletin de la Société philomatique de Paris, Vol. 6: 99-118. Remarks. ION Library catalogue. Descriptors: Cambodia, Cochinchine, molluscs, additions.
- Rocherbrune, T. de. 1882. Documents sur la faune malacologique de la Cochinchine et du Cambodge. – Bulletin de la Société philomatique de Paris, 7e ser., Vol. 7: 35-74. Remarks. ION Library catalogue. Descriptors: Cochinchine, Cambodia, molluscs.
- Rottman, M. 1961. Pteropoda (Mollusca) in the Gulf of Thailand and South China Sea. – Ecology of the Gulf of Thailand and the South China Sea, NAGA report, pp. 99-104. Remarks. ION Library catalogue CNA/I. Descriptors: South China Sea, Gulf of Thailand, Pteropoda, checklist.
- Rottman, M. 1976. Euthecosomatous Pteropods (Mollusca) in the Gulf of Thailand and the South China Sea: seasonal distribution and species associations. – California, NAGA Report, Vol. 4, part 6: 117 pp. Remarks. ION Library catalogue CNA/I. Descriptors: South China Sea, Gulf of Thailand, Pteropoda, seasons, distribution.
- Saurin E. 1955. Faune malacologique des îles Paracels. – ION Contr. No. 39. Remarks. ION Library catalogue C 14C. Descriptors: Mollusca, Paracels, South China Sea.
- Saurin, E. 1958. Pyramidellidae de Pho-Hai (Sud Vietnam). – ION Contr. no. 35. Remarks. ION Library catalogue C 14C. Descriptors: Gastropoda, Pyramidellidae.
- Saurin, E. 1959. Pyramidellidae de Nhatrang (VN). – ION Contr. no. 40. Remarks. ION Library catalogue C 14C. Descriptors: Gastropoda,

- Pyramidellidae, Nhatrang.
- Saurin, E. 1962. Lamellibranches des îles Paracels. – ION Contr. No. 63. Remarks. ION Library catalogue C 14C. Descriptors: Paracels, Lamellibranchs.
- Selin, N.I. & Y.Y. Latypov. 1990-1991. Distribution and growth of the bivalve mollusk *Tridacna crocea* in the coastal waters of Kondao islands in the South China Sea. – *Biologiya Morya [Marine Biology]* 16(6): 31-36 [in Russian with English abstract]. Remarks. ION Library catalogue. Descriptors: Kondao island, Bivalve, *Tridacna crocea*, distribution, growth, lower limit of distribution, not deeper than 8 m.
- Serène, R. & G. Ranson. 1956. Contribution à l'étude de la faune des côtes du Vietnam. – Archives du Museum national d'histoire naturelle de Paris, Vol. 7(4): 3-4. Remarks. ION Library catalogue CL 20, presently not available. Descriptors: Vietnam, marine fauna.
- Serène, R. 1937. Inventaire des Invertébrés marins de l'Indochine (1re liste). ION Note 30e, p. 1-83. Remarks. ION Library Catalogue C14A. Descriptors: Vietnam, marine molluscs.
- Serène, R. 1938. Note sur l'appareil reproducteur de *Peronia peronit* Cuvier. – Bull. Soc. Zool. France, T. LXII (2): p. 87-92. Remarks. ION Library Catalogue CL 13. Descriptors: Gastropod, Gymnophora, Onchiida, *Peronia peronit*, reproductive organ.
- Serène, R. 1950. Huitres d'Indochine et Ostreiculture dans le sud-Annam. – Congrès des Pêcheries dans l'Union française d'Oùtre-mer. – Institut colonial de Marseille, 1ere partie: Séances du congrès, Chapitre 4:241-249, 2 pls. Remarks. ION Library catalogue. Descriptors: South Central Vietnam, oyster culture.
- Serène, R. 1957. New knowledge of marine invertebrate fauna of Vietnam. – Proceedings of the ninth Pacific Science Congress, Bangkok, no. 10: 40-42, 1957. Remarks. ION Library Catalogue M 359. Descriptors: Vietnam, invertebrates.
- Tran Huu Danh & Nguyen Nhu Tung. 1966. [Primary study on the mollusk resources in the littoral of Quangninh province] [in Vietnamese]. – Report Marine Fish Research Station Fisheries Department, Zoobenthos Division. Remarks. ION Library catalogue.
- Tran Ngoc Loi & Tran Dinh Nam. 1965. Écologie de la baie de Nhatrang II Principales espèces végétales et animales du faciès rocheux intertidal (rapport préliminaire). – Institut Océanographique de Nhatrang, Contr. 81, 1965. Remarks. ION Library Catalogue C14C. Descriptors: Nhatrang Bay, ecology.
- Tran Ngoc Loi. 1962. Écologie de la baie de Nhatrang. Étude des peuplements animaux du faciès rocheux intertidal. – Institut Océanographique de Nhatrang, Contr. 60. Remarks. ION Library Catalogue C14C. Descriptors: Nhatrang Bay, population, intertidal.
- Tran Ngoc Loi. 1967. Peuplements animaux et végétaux du substrat dur intertidal la baie de Nhatrang. – Institut Océanographique de Nhatrang, Mémoire 11: 1-236. Remarks. ION Library Catalogue C14A. Descriptors: Nhatrang Bay, population, ecology, intertidal, hard substrata, physiographic features, environmental factors, 8 localities, 18 bionomic units, *Nerita-Perna* and *Ostrea margartifera-Pomatoceros caeruleus* biocoenoses recorded as new, 197 molluscan species.
- Wattebled, G. 1884. Description de mollusques inédits recueillis par M. le capitaine Dorr, en Cochinchine. – Journal de Conchyliologie, 3e ser., tom 24(2): 125-131. Remarks. ION Library Catalogue cl 34. Descriptors: Cochinchine, Mollusc, *Stenogyra carinata*, *Planorbis dorriani*, *Melania grangeri*, *Bithynia crosseana*, *Stenogyra dorriana*, *Stenogyra decollata*, *Hydrobia yvonneana*, *Valvata minutissima*.
- Wattebled, G. 1886. Description de mollusques inédits de l'Annam. Recolte du capitaine Dorr aux environs de Hue. – Journal de Conchyliologie, 3e ser., tome 26(1): 54-71. Remarks. ION Library Catalogue cl 34. Descriptors: Central Vietnam, Hue, molluscs, *Helix*, *Limnaea*, *Canidia*, *Aphanistylus*, *Melania*, *Bithynia*, *Assiminea*, *Helicina*, *Recluzia*, *Neritina*, *Corbicula*.

Annex

Non-marine molluscs arranged according to class and family without further treatment. J. Hylleberg has recorded the species as they appeared in the literature of this study. Some species may display a certain salt-tolerance, but the majority are limited to terrestrial or freshwater habitats. Taxa are not indexed.

Class GASTROPODA

AMPULLARIIDAE

Ampullaria Montfort, 1810*Ampullaria gracilis* Lea, 1856

LITERATURE. Dautzenberg & Fischer (1905a,b & 1906).

Ampullaria polita Deshayes, 1830

LITERATURE. Dautzenberg & Fischer (1905a,b & 1906).

Ampullaria polita var. *major* Dautzenberg & Fischer, 1905. LITERATURE. Dautzenberg & Fischer (1905b)

Ampullaria sumatrensis Philippi, 1851

LITERATURE. Dautzenberg & Fischer (1905b)

Ampullaria turbinis Lea, 1856

LITERATURE. Dautzenberg & Fischer (1905b)

Ampullaria turbinis var. *erythrochila*

Dautzenberg & Fischer, 1905

LITERATURE. Dautzenberg & Fischer (1905b)

ARIOPHANTIDAE

Hemiplecta Albers, 1850*Hemiplecta weinkauffiana*

(Crosse & Fischer, 1863)

OF AUTHORS. *Helix weinkauffiana* Crosse & Fischer, 1863. LITERATURE. Dautzenberg & Fischer (1905b). *Hemiplecta weinkauffiana* (Crosse & Fischer, 1863 as *Helix weinkauffiana*)

Macrochlamys Benson, 1832 in Gray, 1847

Macrochlamys douvillei

Dautzenberg & Fischer, 1905

LITERATURE. Dautzenberg & Fischer (1905b).

Nanina Sowerby, 1842

Nanina despecta Mabilles, 1887

LITERATURE. Dautzenberg & Fischer (1905b) as *Nanina (Macrochlamys) despecta* Mabilles, 1887.

Nanina distincta (Pfeiffer, 1850)

OF AUTHORS. *Helix distincta* Pfeiffer, 1850.

LITERATURE. Dautzenberg & Fischer (1905b) as *Nanina (Rhysota) distincta* (Pfeiffer, 1850)

Nanina distincta var. *neptunus* (Pfeiffer, 1861)

OF AUTHORS. *Helix neptunus* Pfeiffer, 1861.

LITERATURE. Dautzenberg & Fischer (1905b) as *Nanina (Rhysota) distincta* var. *neptunus* (Pfeiffer, 1861)

Xestina Pfeiffer, 1878*Xestina tenera* var. *elata*

Dautzenberg & Fischer, 1905

LITERATURE. Dautzenberg & Fischer (1905b).

BITHYNIIDAE

Bithynia Leach, 1818*Bithynia dautzenbergi* Watterbled, 1886

OF AUTHORS. *Bithynia dautzenbergiana* Watterbled, 1886. LITERATURE. Dautzenberg & Fischer (1905a,b) as *Bithynia* [nom. nud.] *dautzenbergi* Watterbled, 1886.

Bithynia tonkiniana (Morlet, 1886)

OF AUTHORS. *Stenothyra tonkiniana* Morlet, 1886. LITERATURE. Dautzenberg & Fischer (1905b) as *Bithynia* [nom. nud.] *tonkiniana*

Gabbia Tryon*Gabbia ligata* (Gould)

LITERATURE. Nguyen X. Duc *et al.* (1997).

Gabbia longicornis (Benson, 1842)

OF AUTHORS. *Alocima longicornis*. VOUCHER MATERIAL. Institute of Oceanology, Hai Phong. LITERATURE. Nguyen X. Duc *et al.* (1997). – Nguyen X. Duc (2001) as *Alocinma* (sic) in family Hydrobiidae

BRADYBAENIDAE

Chalepotaxis Ancey, 1887

Chalepotaxis infantilis Gredler, 1905

LITERATURE. Dautzenberg & Fischer (1905b).

BULIMINIDAE

Buliminus Beck, 1837

Buliminus pharangensis Frühstorfer in

Dautzenberg & Fischer, 1905

LITERATURE. Dautzenberg & Fischer (1905b).

Buliminus rhombostomus Pfeiffer, 1861

LITERATURE. Dautzenberg & Fischer (1905b).

Buliminus rhombostomus var. *pupoidea*

Dautzenberg & Fischer, 1905.

LITERATURE. Dautzenberg & Fischer (1905b).

CAMAENIDAE

Amphidromus Albers, 1850

Amphidromus buelowi Frühstorfer, 1905

LITERATURE. Dautzenberg & Fischer (1905b) as

Amphidromus (Goniodromus) buelowi Frühstorfer, 1905

Amphidromus polymorphus

(Tapparone Canefri, 1894)

OF AUTHORS. *Cochlostyla polymorpha* Tapparone

Canefri, 1894. LITERATURE. Dautzenberg & Fischer (1905b) as *Amphidromus polymorphus*

Amphidromus rhodostylus Möllendorff, 1901

LITERATURE. Dautzenberg & Fischer (1905b).

Amphidromus semitessellatus (Morlet, 1884)

OF AUTHORS. *Bulimus (Amphidromus)*

semitessellatus Morlet, 1884. LITERATURE. Dautzenberg & Fischer (1905b).

Amphidromus xiengensis Morlet, 1891

LITERATURE. Dautzenberg & Fischer (1905b).

Camaena Albers, 1850

Camaena cicatricosa (Müller, 1774)

OF AUTHORS. *Helix cicatricosa* Müller, 1774.

LITERATURE. Dautzenberg & Fischer (1905b).

Camaena cicatricosa var. *connectens*

Dautzenberg & Fischer, 1905. LITERATURE.

Dautzenberg & Fischer (1905b).

Camaena cicatricosa var. *inflata*

Möllendorff, 1886

LITERATURE. Dautzenberg & Fischer (1905b).

Camaena mansuyi Dautzenberg & Fischer, 1905

LITERATURE. Dautzenberg & Fischer (1905b).

Camaena mansuyi var. *depressa*

Dautzenberg & Fischer, 1905

LITERATURE. Dautzenberg & Fischer (1905b).

Satsuma A. Adams, 1868

Satsuma lantenoisi Dautzenberg & Fischer, 1905

LITERATURE. Dautzenberg & Fischer (1905b).

CLAUSILIIDAE

Clausilia Draparnaud, 1805

Clausilia dorri Bavay & Dautzenberg, 1899

LITERATURE. Dautzenberg & Fischer (1906).

Clausilia lantenoisi

Dautzenberg & Fischer, 1905

LITERATURE. Dautzenberg & Fischer (1905b).

Clausilia lavillei Dautzenberg & Fischer, 1905

LITERATURE. Dautzenberg & Fischer (1905b).

Clausilia vanbuensis

Bavay & Dautzenberg, 1899

LITERATURE. Dautzenberg & Fischer (1905b).

CYCLOPHORIDAE

Cyclophorus Montfort, 1810

Cyclophorus courbeti Ancey, 1888

LITERATURE. Dautzenberg & Fischer (1905b & 1906)

Cyclophorus courbeti var. *leucostoma*

Dautzenberg & Fischer, 1905

LITERATURE. Dautzenberg & Fischer (1905b).

Cyclophorus dodrans Mabille, 1887

LITERATURE. Dautzenberg & Fischer (1905a,b)

Cyclophorus jourdyi Morlet, 1886

LITERATURE. Dautzenberg & Fischer (1905a,b).

Cyclophorus klobukowskii Morlet, 1884

LITERATURE. Dautzenberg & Fischer (1905b).
Cyclophorus speciosus Philippi, 1847
 LITERATURE. Dautzenberg & Fischer (1905b).
Cyclophorus unicus Mabilie, 1887
 LITERATURE. Dautzenberg & Fischer (1905a).
Cyclotus Swainson, 1840
Cyclotus tener Menke, 1856
 LITERATURE. Dautzenberg & Fischer (1905b) as
Cyclotus (Siphonocyclotus) tener Menke, 1856

Lagochilus Blanford, 1864

Lagochilus crossei Morlet, 1886
 LITERATURE. Dautzenberg & Fischer (1905b).
Lagochilus scissimargo (Benson, 1856)
 OF AUTHORS. *Cyclophorus? scissimargo* Benson,
 1856. LITERATURE. Dautzenberg & Fischer
 (1905a).
Lagochilus scissimargo var. *carinata*
 Dautzenberg & Fischer, 1905
 LITERATURE. Dautzenberg & Fischer (1905a).
Lagochilus scissimargo var. *major*
 Dautzenberg & Fischer, 1905
 LITERATURE. Dautzenberg & Fischer (1905a,b).

Leptopoma Pfeiffer, 1847

Leptopoma vitreum var. *nitida* Sowerby
 LITERATURE. Dautzenberg & Fischer (1905b)

Myxostoma Troschel, 1847

Myxostoma breve (Pfeiffer 1846)
 OF AUTHORS. *Turbo petiverianus* Wood, 1828.
 LITERATURE. Dautzenberg & Fischer (1905b)

Pterocyclus Benson, 1832

Pterocyclus danieli Morlet, 1886
 LITERATURE. Dautzenberg & Fischer (1905a) as
Pterocyclos (sic) *danieli* Morlet, 1886

Rhiostoma Benson, 1860

Rhiostoma morleti Dautzenberg & Fischer, 1905
 LITERATURE. Dautzenberg & Fischer (1905b)

DIPLOMMATINIDAE

Diplommata Benson, 1849

Diplommata balansai Morlet, 1886
 LITERATURE. Dautzenberg & Fischer (1905b).
Diplommata lavillei
 Dautzenberg & Fischer, 1905
 LITERATURE. Dautzenberg & Fischer (1905b).

Hybocystis Benson, 1859

Hybocystis gravida (Benson, 1856)
 OF AUTHORS. *Megalomastoma gravida* Benson,
 1856. LITERATURE. Dautzenberg & Fischer
 (1905a,b).

Opisthostoma W. & H. Blanford, 1860

Opisthostoma tonkinianum
 Dautzenberg & Fischer, 1905.
 LITERATURE. Dautzenberg & Fischer (1905b)

ELLOBIIDAE

Scarabus Montfort, 1810

Scarabus trigonus Troschel, 1838
 LITERATURE. Dautzenberg & Fischer (1905b).

HELICELLIDAE

Helix Linnaeus, 1758

Helix demangei Dautzenberg & Fischer, 1906
 LITERATURE. Dautzenberg & Fischer (1906) as
Helix (Papuina) demangei Dautzenberg &
 Fischer, 1906

Helix jourdyi Morlet
 LITERATURE. Dautzenberg & Fischer (1905b &
 1906) as *Helix (Eulota) jourdyi* Morlet.

Helix jourdyi var. *minor*
 Dautzenberg & Fischer, 1905
 LITERATURE. Dautzenberg & Fischer (1905b) as
Helix (Eulota) jourdyi var. *minor* Dautzenberg
 & Fischer, 1905 n. var.

Helix (Chloritis) norodomiana Morlet, 1883
LITERATURE. Dautzenberg & Fischer (1905b).

HELICINIDAE

Pseudotrochatella Nevill, 1891

Pseudotrochatella jourdii Gr.
LITERATURE. Dawydoff (1952) Poulo–Condore,
as *Pseudotrachatella* (sic) *jourdii* Gr.

Pseudotrochatella monchoti Op.
LITERATURE. Dawydoff (1952) Poulo–Condore,
as *Pseudotrachatella* (sic) *monchoti* Op.

HELIXARIONIDAE

Helicarion Férussac, 1822

Helicarion imperator (Gould, 1859)
LITERATURE. Dautzenberg & Fischer (1906).

HYDROBIIDAE

Paludinella Pfeiffer, 1841

Paludinella stricta (Gould, 1859)
VOUCHER MATERIAL. Institute of Oceanology, Hai
Phong. LITERATURE. Nguyen X. Duc *et al.* (1997).
Nguyen X. Duc (2001).

LYMNAEIDAE

Lymnaea Lamarck, 1801

Lymnaea discreta Mabille, 1887
LITERATURE. Dautzenberg & Fischer (1905b)

Lymnaea spadicea Morelet, 1862
LITERATURE. Dautzenberg & Fischer (1905b)

PLEURO CERIDAE

Semisulcospira
Boetger, 1886

Semisulcospira libertina (Gould, 1859)
VOUCHER MATERIAL. Institute of Oceanology, Hai
Phong. LITERATURE. Nguyen X. Duc *et al.* (1997).
Nguyen X. Duc (2001) in family Melanidae.

Rissoina d'Orbigny, 1840

Rissoina mohrensterni Deshayes
VOUCHER MATERIAL. Institute of Oceanography,
Nha Trang.

Rissoina myosonoides Schwartz
VOUCHER MATERIAL. Institute of Oceanography,
Nha Trang.

POMATIOPSIDAE

Oncomelania Gradler, 1881
Oncomelania hupensis Gredler
VOUCHER MATERIAL. Institute of Oceanology, Hai
Phong. LITERATURE. Nguyen X. Duc *et al.* (1997).
Nguyen X. Duc (2001) as *Oncomaloria* (sic) in
family Hydrobiidae.

THIARIDAE

Melania Lamarck, 1799

Melania hamonvillei Brot, 1887
LITERATURE. *Melania* Dautzenberg & Fischer
(1905a & 1906).

Melania hugelii Philippi, 1843
LITERATURE. *Melania* Dautzenberg & Fischer
(1905b).

Melania jullieni Deshayes, 1874
LITERATURE. *Melania* Dautzenberg & Fischer
(1906).

Melania krempfi Dautzenberg & Fischer, 1906
LITERATURE. *Melania* Dautzenberg & Fischer
(1906).

Melania scabra var. *spinulosa* Lamarck, 1822
LITERATURE. *Melania* Dautzenberg & Fischer
(1905b).

Melania tuberculata Müller
LITERATURE. *Melania* Dautzenberg & Fischer
(1905a, b & 1906).

Melanoides Oliver, 1804

Melanoides obliquigranosa (Smith)
OF AUTHORS. *Tarebia obliquigranosa*.
LITERATURE. Nguyen X. Duc *et al.* (1997). Ha
Long Bay as ?*Terebia obliquigranosa*. – Nguyen
X. Duc (2001) as *Terebia obliquigranosa* in

family Melanidae. REMARKS. Genus *Terebia* err. pro *Tarebia* H. & A. Adams, 1854.

- Melanoides tortulosa* (Bruguière, 1789)
LITERATURE. Nguyen Ngo Thach (2202).
Melanoides tuberculatus (O.F. Müller, 1774)
VOUCHER MATERIAL. Institute of Oceanology, Hai Phong. LITERATURE. Nguyen X. Duc *et al.* (1997).
Nguyen X. Duc (2001) in family Melanidae
Sermyla H. & A. Adams, 1853
Sermyla riqueti Grateloup, 1840
OF AUTHORS. *Melanoides riqueti*. LITERATURE.
Identified by R.N. Kilburn in Hylleberg (2000).

VIVIPARIDAE

Margarya
Nevill, 1877

- Margarya melanoides* Nevill, 1877
LITERATURE. Dautzenberg & Fischer (1905b).
Margarya melanoides var. *carinata*
Neumayer, 1898
LITERATURE. Dautzenberg & Fischer (1905b).
Margarya melanoides var. *delavayi*
Mabille, 1886
LITERATURE. Dautzenberg & Fischer (1905b).
Margarya melanoides var. *francheti*
Mabille, 1886
LITERATURE. Dautzenberg & Fischer (1905b).
Margarya melanoides var. *mansuyi*
Dautzenberg & Fischer, 1905
LITERATURE. Dautzenberg & Fischer (1905b).
Margarya melanoides var. *monodi*
Dautzenberg & Fischer, 1905
LITERATURE. Dautzenberg & Fischer (1905b).
Margarya melanoides var. *obsoleta*
Dautzenberg & Fischer, 1905
LITERATURE. Dautzenberg & Fischer (1905b).
Margarya melanoides var. *tropidophora*
Mabille, 1886
LITERATURE. Dautzenberg & Fischer (1905b).
Margarya yangsonghaiensis Tchang et Tsi
VOUCHER MATERIAL. Institute of Oceanology, Hai Phong. LITERATURE. Nguyen X. Duc *et al.* (1997)
as ?*Margarya yangonghaiensis* Tchang & Tsi.
Nguyen X. Duc (2001) as *Margarita* (sic)

Paludina ?Lamarck, 1816

- Paludina ampulliformis* Souleyet, 1852
LITERATURE. Dautzenberg & Fischer (1905a,b & 1906).
Paludina lecythoides Benson, 1842
LITERATURE. Dautzenberg & Fischer (1905b)
Paludina lecythoides var. *latissima* Dautzenberg & Fischer, 1905. LITERATURE. Dautzenberg & Fischer (1905b) as *Paludina lecythoides* var. *latissima* Dautzenberg & Fischer, 1905 n. var.
Paludina polyzonata (Frauenfeld, 1862)
OF AUTHORS. Frauenfeld, 1862 as *Vivipara polyzonata*. LITERATURE. Dautzenberg & Fischer (1905a,b & 1906)
Paludina polyzonata var. *duchieri* Fischer, 1898
LITERATURE. Dautzenberg & Fischer (1905a)
Paludina quadrata Benson, 1842
LITERATURE. Dautzenberg & Fischer (1905a,b & 1906)
Paludina quadrata var. *aeruginosa* Reeve, 1863
LITERATURE. Dautzenberg & Fischer (1905a,b)
Paludina quadrata var. *bizonalis*
Möllendorff in Dautzenberg & Fischer
LITERATURE. Dautzenberg & Fischer (1905a,b).
Paludina quadrata var. *heudei*
Dautzenberg & Fischer
LITERATURE. Dautzenberg & Fischer (1905a)
Paludina quadrata var. *heudei* Dautzenberg & Fischer, 1905 nom. nov. pro *Paludina aeruginosa* Reeve
Paludina quadrata var. *reevei*
Dautzenberg & Fischer
LITERATURE. Dautzenberg & Fischer (1905b)
Paludina rattei Crosse & Fischer, 1876
LITERATURE. Dautzenberg & Fischer (1905b)
Paludina rattei var. *elongata*
Dautzenberg & Fischer, 1905
LITERATURE. Dautzenberg & Fischer (1905b).

PLANORBIDAE

Planorbis
Müller, 1774

- Planorbis exustus* Deshayes, 1834
LITERATURE. Dautzenberg & Fischer (1905b).

PLECTOPYLIDIDAE

Plectopylis Benson, 1860*Plectopylis fischeri* Gude, 1901

LITERATURE. Dautzenberg & Fischer (1905b).

PUPINIDAE

Pupina Vignard, 1829*Pupina dorri* Dautzenberg, 1893

LITERATURE. Dautzenberg & Fischer (1905a).

Pupina douvillei Dautzenberg & Fischer, 1905

LITERATURE. Dautzenberg & Fischer (1905b).

Pupina verneau Dautzenberg & Fischer, 1905

LITERATURE. Dautzenberg & Fischer (1905b).

STENOTHYRIDAE

Stenothyra Benson, 1856*Stenothyra monilifera* Benson, 1856.

LITERATURE. Dautzenberg & Fischer (1905a).

STREPTAXIDAE

Ennea H. & A. Adams, 1855*Ennea mansuyi* Dautzenberg & Fischer

LITERATURE. Dautzenberg & Fischer (1905b) as

Ennea (Elma) mansuyi Dautzenberg & Fischer.*Ennea messengeri* Bavay & Dautzenberg, 1903

LITERATURE. Dautzenberg & Fischer (1905b) as

Ennea (Elma) messengeri Bavay & Dautzenberg, 1903.*Ennea tonkiniana* Bavay & Dautzenberg, 1903

LITERATURE. Dautzenberg & Fischer (1905b) as

Ennea (Elma) tonkiniana Bavay & Dautzenberg, 1903.*Streptaxis* Gray, 1837*Streptaxis costulatus* var. *subcostulata*

Möllendorff, 1901

LITERATURE. Dautzenberg & Fischer (1906) as

Streptaxis (Eustreptaxis) costulatus var. *subcostulata* Möllendorff, 1901

TROCHOMORPHIDAE

Trochomorpha Albers, 1850*Trochomorpha paviei* (Morlet, 1884)OF AUTHORS. *Helix paviei* Morlet, 1884.

LITERATURE. Dautzenberg & Fischer (1905b).

Class BIVALVIA

CORBICULIDAE

Corbicula Mühlfeld, 1811*Corbicula cyreniformis* Prince

VOUCHER MATERIAL. Institute of Oceanography, Nha Trang. REMARKS. Species not found in available literature.

Corbicula fluminea O.F. Müller, 1774.OF AUTHORS. *Tellina fluminea* Müller, 1774.

VOUCHER MATERIAL. Crude Oil Safety Center, HCM City. LITERATURE. Dautzenberg & Fischer (1905a,b).

Corbicula fluminea var. *baudoni* Morlet, 1886

LITERATURE. Dautzenberg & Fischer (1905a).

Corbicula fluminea var. *bocourti* (Morelet, 1865)OF AUTHORS. *Cyrena bocourti* Morelet, 1865.

LITERATURE. Dautzenberg & Fischer (1905a,b & 1906).

Corbicula fluminea var. *indigotina* Heude, 1883

LITERATURE. Dautzenberg & Fischer (1905a).

Corbicula fluminea var. *orientalis*

(Lamarck, 1818)

OF AUTHORS. *Cyrena orientalis* Lamarck, 1818.

LITERATURE. Dautzenberg & Fischer (1905a).

Corbicula fluminea var. *petiti*

Clessin in Morlet, 1886

LITERATURE. Dautzenberg & Fischer (1905a,b)

Corbicula fluminea var. *tonkiniana* Morlet, 1886

LITERATURE. Dautzenberg & Fischer (1905a,b).

Corbicula formosebsis Habe (Lam.)

VOUCHER MATERIAL. Institute of Oceanology, Hai Phong. REMARKS. Species not found in available literature.

Corbicula japonica Prime, 1864OF AUTHORS. *Cyrena japonica*. VOUCHER MATERIAL. University of Fisheries, Nha Trang. –

Crude Oil Safety Center, HCM City

Corbicula morletiana Prime, 1867

LITERATURE. Dautzenberg & Fischer (1905a,b) as *Corbicula fluminea* var. *moreletiana* Prime, 1867. Serène (1937). ION collection, Indochine.

Corbicula rivalis Philippi 1850

LITERATURE. Nguyen Ngo Thach (2202).

Corbicula souverbieana Wattebled, 1886

LITERATURE. Dautzenberg & Fischer (1905b).

Polymesoda Rafinesque, 1820

Polymesoda sumatrensis Sowerby, 1821

OF AUTHORS. *Cyrena sumatrensis*. VOUCHER MATERIAL. Institute of Oceanography, Nha Trang.

Fac. of Agriculture, Can Tho University. LITERATURE. Serène (1937). ION collection,

Cochinchine. – Nguyen Chinh (1996) as *Cyrena sumatrensis* Dall. REMARKS. Known from China.

UNIONIDAE

Anodonta

Lamarck, 1799

Anodonta lucida Heude, 1877

LITERATURE. Dautzenberg & Fischer (1905a).

Anodonta jourdyi Morlet, 1886

LITERATURE. Dautzenberg & Fischer (1905a, b).

Dautzenberg & Fischer (1906).

Anodonta lucida Heude, 1877

LITERATURE. Dautzenberg & Fischer (1905b).

Dipsas Leach, 1814

Dipsas plicatus Leach, 1815

LITERATURE. Dautzenberg & Fischer (1905a,b & 1906)

Pseudodon Gould, 1844-45

Pseudodon moreleti Crosse & Fischer, 1876

LITERATURE. Dautzenberg & Fischer (1905b). Cambodia, subfossil.

Unio Philipsson, 1788

Unio blaisei Dautzenberg & Fischer, 1905

LITERATURE. Dautzenberg & Fischer (1905a) as

Unio (Quadrula) blaisei Dautzenberg & Fischer, 1905

Unio cumingi Lea, 1852

LITERATURE. Dautzenberg & Fischer (1905a) as *Unio (Hyriopsis) cumingi* Lea, 1852.

Unio dautzenbergi Morlet, 1889

LITERATURE. Dautzenberg & Fischer (1905b) as *Unio (Nodularia) dautzenbergi* Morlet, 1889 (Cambodia, subfossil).

Unio delphinopterus

Dautzenberg & Fischer, 1905

LITERATURE. Dautzenberg & Fischer (1905b) as *Unio delphinopterus* Dautzenberg & Fischer, 1905 nom. subst. (Cambodia, subfossil).

Unio grayanus Lea, 1834

LITERATURE. Dautzenberg & Fischer (1905a) as *Unio (Nodularia) grayanus* Lea, 1834.

Unio jourdyi Morlet, 1886

LITERATURE. Dautzenberg & Fischer (1905a,b). Dautzenberg & Fischer (1906)

Unio jourdyi var. *ponderosa*

Dautzenberg & Fischer, 1905

LITERATURE. Dautzenberg & Fischer (1905b) as *Unio jourdyi* var. *ponderosa* Dautzenberg & Fischer, 1905 n. var.

Unio leai Gray, 1834.

LITERATURE. Dautzenberg & Fischer (1905a) as *Unio (Quadrula) leai* Gray, 1834.

Unio leai var. *paschalis* Heude

LITERATURE. Dautzenberg & Fischer (1905a) as *Unio (Quadrula) leai* var. *paschalis* Heude.

Unio leai var. *ponderosa*

Dautzenberg & Fischer, 1905

LITERATURE. Dautzenberg & Fischer (1905a) as *Unio (Quadrula) leai* var. *ponderosa* Dautzenberg & Fischer, 1905.

Unio leai var. *richtofeni* Martens

LITERATURE. Dautzenberg & Fischer (1905a) as *Unio (Quadrula) leai* var. *richtofeni* Martens.

Unio jourdyi var. *corrugata*

Dautzenberg & Fischer, 1905

LITERATURE. Dautzenberg & Fischer (1905a) *Unio jourdyi* var. *corrugata* Dautzenberg & Fischer, 1905.

Unio scobinatus Lea, 1856

LITERATURE. Dautzenberg & Fischer (1905b) as *Unio (Nodularia) scobinatus* Lea, 1856 (Cambodia, subfossil).

Tropical Marine Mollusc Programme

South Africa

Netherlands

Hong Kong

Philippines

Singapore

Cambodia

Indonesia

Australia

Denmark

Thailand

Malaysia

Vietnam

Belgium

Sweden

Iceland

Taiwan

Russia

France

Japan

India

USA

UK



Taxonomic index

A

- Abarbatia* (subgenus) 153
abbreviatus – *Azorinus* 206
abbreviatus – *Solecortus* 206
Abra 203
Abrina 203
abroviatus – *Solenocurtus* 206
Acanthochitona 15
Acanthochitonidae 15
Acanthopleura 14
Acanthochitonina 15
Acar 146
achatina – *Mactra* 187
achatinus – *Callochiton* 12
achatinus – *Conus* 106
achatinus f. *longispinosa*
– *Callochiton* 12
acicula – *Creseis* 123
Aciculina (subgenus) 88
Acila 139
Aclesia 122
Acmaea 18
Acrilla 67
Acrosterigma 176
Acteocina 118
Acteon 117
Acteonidae 117
Actinocyclus 125
Actinocyclus 125
aculeata – *Crepidula* 47
aculeata – *Sepia* 134
aculeata – *Sepiella* 134
aculeata – *Thais* 75
aculeatum – *Gyrineum* 64
aculeatus – *Spondylus* 171
aculeiformis – *Conus* 106
acuminata – *Acrilla* 67
acuminata – *Amaea* 67
acuminata – *Nassaria* 81
acuminatum – *Vexillum* 98
acuminatum politum
– *Vexillum* 98
acuminatus – *Nassarius* 83
acupictum – *Vexillum* 98
acus – *Pyramidella* 114
acuta – *Balcis* 68
acuta – *Lophiotoma* 102
acuta – *Melanella* 68
acutangulus – *Conus* 106
acutangulus – *Trochus* 26
acuticarinatus – *Donax* 207
acuticostus – *Nassarius* 83
acutidens – *Pharella* 196
acutidens – *Phareonella* 196
acutidens – *Solecortus* 196
acutigemmata – *Turridrupa* 104
acutirostris – *Isognomon* 159
acutocarinatus – *Donax* 207
adami – *Collisella* 18
adamsi – *Collisella* 18
adamsi – *Bulla* 120
adamsi – *Bullaria* 120
adamsi – *Haminea* 120
adamsiana – *Lucinoma* 173
adamsii – *Soletellina* 205
Adeorbidae 42
adpersa – *Tapes* 220
Adula 140
aduncospinosus – *Murex* 72
Adusta 54
adustus – *Chicoreus* 68
adustus – *Murex* 68
adustus – *Strombus* 43
aegina – *Octopus* 138
aenigmatica – *Anomia* 169
aenigmatica – *Enigmonia* 169
aeolicum – *Cardium* 183
Aeolidiella 132
Aeolidiidae 132
aequilatera – *Gomphina* 213
Aequipecten 168
Aeretica 201
Afer 78
affinis – *Lopha* 162
affinis – *Ostrea* 162
affinis – *Pitar* 218
affinis – *Ranella* 59
affinis – *Sepia* 134
affinis – *Sepiola* 134
affinis – *Terebra* 105
affinis var. *corrugata* – *Bursa* 59
affinis var. *scarioides*
– *Liotina* 22
africana – *Peretrochus* 20
Afrocardium 176
Agatha (subgenus) 114
Aglajidae 119
agripetus – *Modiolus* 143
Akera 121
Akeridae 121
alabaster – *Drillia* 104
alabastes – *Clavus* 104
alabastes – *Inquisitor* 104
alabastrum – *Mitrella* 82
alacorvi – *Electroma* 155
ala-corvi – *Mytilus* 155
alacorvi – *Pinctada* 155
alapapilionis – *Natica* 56
alapapilionis – *Naticarius* 56
alapapilionis – *Paphia* 216
alapapilionis – *Polinices* 56
alapapilionis – *Tapes* 216
alata – *Cerithidea* 37
alata – *Stenoplax* 13
alatum – *Epitonium* 67
alatum – *Scala* 67
alatus – *Ischnochiton* 13
alatus – *Isognomon* 158
alatus – *Pterynotus* 74
alba – *Anodontia* 172
alba – *Goniodoris* 128
alba – *Gymnodoris* 128
alba – *Lepeta* 18
alba – *Trevelyana* 128
albescens – *Nassa* 83
albescens – *Nassarius* 83
albicans – *Pecten* 168
albicilla – *Nerita* 29
albicillae – *Nerita* 29
albida – *Siliqua* 195
albida – *Solen* 195
albidus – *Cultellus* 196
albina – *Graphicomassa* 82
albina – *Mitrella* 82
albina – *Pinctada* 155
albina – *Venus* 221

- albinus* – *Ischnochiton* 13
albivaricosa – *Gyrineum* 59
albivaricosa – *Ranella* 59
albocallosa – *Amalda* 91
albocallosa – *Baryspira* 91
albocineta – *Hydatina* 118
albolineata – *Mimachlamys* 167
albolineatus – *Chlamys* 165
albumen – *Polinices* 57
albus – *Malleus* 157
Aldisa 125
Alectrion
 – (subgenus) 85, 86, 87, 88
Alectryon (subgenus) 84, 86, 87
Alectryonella 161
Aletes 49
allium – *Tonna* 65
alluaudi – *Drillia* 103
alluaudi – *Paradrillia* 103
Alocinma 42
Aloidis 222
alouina – *Mancinella* 71
alternatum – *Cardium* 184
alternatum – *Trachycardium* 184
Alucinoma 173
aluco – *Cerithium* 34
aluco – *Pseudovertagus* 34
Alvania 42
alveola – *Pupa* 118
alveolata – *Purpura* 70
alveolata – *Thais* 70, 76
alvola – *Pupa* 118
amabaeus – *Anomia* 169
amabilis – *Mitra* 98
amabilis – *Paphia* 216
amabilis – *Vexillum* 98
Amaea 67
Amalda 91
Amalthea 46
amamiensis – *Glycymeris* 154
amanda – *Terebra* 105
amanda – *Vexillum* 98
amasia – *Trigonostoma* 101
Amathina 117
Amathinidae 117
ambigua – *Gari* 204
ambigua – *Littoraria* 39
ambigua – *Littorina* 39
ambigua – *Mitra* 95
ambigua – *Psammotellina* 205
ambigua – *Sanguinolaria* 205
ambigua – *Soletellina* 205
ambigus – *Sanguinolaria* 205
amblia – *Oliva* 94
amblia – *Olivella* 94
amboinensis – *Glycymeris* 155
amboinensis – *Phylliroe* 131
amethystina – *Oliva* 91
Amiantis 209
amicta – *Pleurotoma* 104
amicta – *Turris* 104
amiralis – *Conus* 106
amnoinensis – *Phyllirhoe* 131
amoena – *Chelidonura* 119
amouretta – *Harpa* 94
Amphidesma 203
amphidesmoides – *Dosinia* 211
amphidesmoides
 – *Pardosinia* 211
Amphineura 12
amplustre – *Hydatina* 118
ampulla – *Bulla* 120
ampulla – *Bullaria* 120
Amusium 164
amussitata – *Cellana* 18
Amygdalum 142
amygdalumtostum
 – *Barbatia* 152
amygdalumtostum
 – *Ustularca* 152
anacanthus – *Spondylus* 170
Anachis 81, 82
Anadara 146
Anadara (subgenus) 147
Anaitis 210
Anaitis (subgenus) 219
Anaspidea 121
anatina – *Laternula* 227
anatinus – *Malleus* 157
anatinus – *Scutus* 21
anaxares – *Morula* 71
anaxares – *Drupa* 71
Ancillaria 91
Ancistrolepsis 79
Angaria 23
Angariidae 23
angulata – *Tellina* 201
angulatum – *Acrosterigma* 184
angulatum – *Cardium* 184
angulatum – *Trachycardium* 184
angulatum
 – *Vasticardium* 179, 184
angulifera – *Perrinia* 26
anguliformis – *Murex* 69
angulosa – *Dosinia* 211
Angulus 196, 202
anilis – *Terebra* 105
Anisocorbula 222
Annachlamys 165
annamitica – *Cingula* 42, 115
annoinensis – *Phylliroe* 131
annulata – *Oliva* 92
annulata – *Stosica* 42
annulata – *Subcancilla* 97
annulatum – *Calliostoma* 24
annulatus – *Dendropoma* 49
annulosus – *Aspergillum* 226
annulosus – *Penicillus* 226
annulus – *Cypraea* 49
annulus – *Monetaria* 49
Anodontia 172
Anomalocardia 209
Anomalocardia (subgenus) 148
Anomalodesmata 226
Anomalodiscus 209
Anomia 169
Anomiidae 169
anomioides – *Isognomon* 158
anomioides – *Perna* 158
anomioides – *Pinctada* 155
Anomigona 210, 211
Antiplanes 103
antiquata – *Anadara* 146, 151
antiquata – *Charonia* 101
antiquata – *Coelomacra* 187
antiquata – *Macra* 187
antiquata – *Trigonostoma* 101
antiquatus – *Hipponix* 46
antiquatus – *Hipponyx* 46
antiquatus – *Triton* 101
antiquus – *Magilus* 78
Antisabia 46
anus – *Distorsio* 62
anus – *Distortrix* 62

- anus* – *Murex* 62
anus – *Triton* 62
aperta – *Fulvia* 178, 179
apertum – *Cardium* 178
Aphanistylus (subgenus) 37, 38
aphrodina – *Mactra* 187
apicalis – *Clavatulula* 112
apicalis – *Kermia* 112
Aplysia 121
Aplysiidae 121 121
Apollon 64
Apolymetis 197
aprinum – *Dentalium* 228
aquatile – *Cymatium* 62
arabica – *Arca* 150
arabica – *Cypraea* 49
arabica – *Gafrarium* 215
arabica – *Mauritania* 49
arabica – *Mauritia* 49
arabica – *Meretrix* 215
arabica asiatica
– *Mauritania* 49
arabica grayana
– *Mauritania* 49
arabica immanis
– *Mauritania* 49
arabicus – *Cardium* 176
arabicus – *Glycymeris* 155
arachnoidea – *Natica* 57
araneosa – *Collisella* 18
araneosa – *Tapes* 220
arata – *Modiolus* 143
aratrum – *Strombus* 43
aratus – *Musculus* 146
aratus – *Xenostrobus* 146
arausaica – *Harpulina* 91
arborescens – *Bornella* 131
arboricola – *Littorina* 40
Arca 149
Archaeogastropoda 17
Archidorididae 127
archiepiscopus – *Conus* 106
Architectonica 113
Architectonicidae 113
Arcidae 146
Arcoida 146
Arcopagia 197
Arcopaginula 197
Arcopella 197
Arcopsis 154
arcuata – *Lutraria* 186
arcuata – *Montacuta* 175
Arcuatula 140, 141
arcuatula – *Arcuatula* 140
arcuatula – *Modiola* 140
arcuatus – *Solen* 189
arcuatus – *Solen* 189
arcularia – *Nassa* 83
arcularia – *Nassarius* 83
Arcularia (subgenus) 85, 88
arcularius – *Nassarius* 83
ardouiniana – *Littoraria* 39
arenatus – *Conus* 107
arenicola – *Acrosterigma* 177
arenicolum – *Cardium* 177
areola – *Phalium* 60
areolata – *Babylonia* 79
areolata – *Eburna* 79
areolata – *Natica* 58
areolata – *Tanea* 58
areolata – *Terebra* 105
areolatus – *Dipsacus* 79
argo – *Argonauta* 139
argo – *Platydoris* 126
Argobuccinum 64
Argonauta 139
Argonautidae 139
Argopecten 167
argus – *Cypraea* 50
argus – *Lyncina* 50
argus – *Placobranchus* 121
argus – *Terebra* 105
argus contrastriata – *Lyncina* 50
argyrostomus – *Turbo* 22
aristophanes – *Conus* 108
armigera – *Purpura* 75
armigera – *Thais* 75
armillata – *Engina* 80
Armina 132
Armina (subgenus) 132
Arminidae 132
arquata – *Lutraria* 186
Arcopella 198
arthriticus – *Pecten* 165
articularis – *Harpa* 94
articulata – *Littoraria* 39, 40
articulata – *Littorina* 39
articulata – *Nerita* 29
articulata – *Rhinoclavis* 34
articulatum – *Cerithium* 34
articulatus – *Turbo* 22
Asaphis 204
asellus – *Cypraea* 50
asellus – *Palmadusta* 50
asianus – *Chicoreus* 68
asiaticum – *Cardium* 185
asiaticum
– *Vepricardium* 181, 185
asinina – *Haliotis* 19
Aspella 70
asper – *Cerithium* 34
asper – *Euchelus* 25
aspera – *Dosinia* 211
aspera – *Drupa* 72
aspera – *Loligo* 136
aspera – *Morula* 72
aspera – *Phacosoma* 211
aspera – *Rhinoclavis* 34
asperella – *Cancellaria* 100
asperella – *Chama* 171
asperella – *Merica* 100
Aspergillum 226
asperima var. *cruentata*
– *Bursa* 59
aspersa – *Chama* 171
aspersa – *Chromodoris* 124
aspersa – *Herpetopoma* 25
aspersus – *Euchelus* 25
asperulata – *Chlamys* 167
asperum – *Cerithium* 34
Aspidopholas 223
Asprella 108
Assimineae 42
Assimineidae 42
aster – *Patella* 18
Asteronotus 126
Asteronotus (subgenus) 126
Astraea 21
Astralium 21
Astyris 82
aswimai – *Loligo* 137
Atactodea 189
Atagema 127
athenia – *Oliva* 92

- Atlanta* 66
atlanticus – *Glaucus* 132
 Atlantidae 66
atra – *Siphonaria* 133
atrata – *Angaria* 23
atrata – *Delphimula* 23
atrata – *Delphinula* 23
atrata – *Herpetopoma* 25
atrata – *Hiatula* 205
atrata – *Modiolus* 146
atrata – *Pinna* 160
atrata – *Sanguinolaria* 205
atrata – *Soletellina* 205
atrata – *Vignadula* 146
atrata – *Xenostrobus* 146
atratus – *Euchelus* 25
atratus – *Xenostrobus* 146
Atrina 159
Atrina (subgenus) 160
atromarginata – *Casella* 125
atromarginata
 – *Glossodoris* 125
atropurpurea – *Nerita* 30
atropurpurea – *Pinna* 160
atropurpureus – *Clanculus* 24
attelnuatus – *Cultellus* 194
attenoatum – *Acrosterigma* 176
attenuata – *Meretrix* 215
attenuata – *Pinna* 160
attenuatum
 – *Acrosterigma* 176, 179
attenuatum – *Cardium* 176
attenuatum – *Laevicardium* 176
attenuatum – *Vasticardium* 176
attenuatus – *Cultellus* 192, 194
attenuatus – *Phaxas* 194
 Atyidae 119
Atys 119
aulicus – *Conus* 107
aurantia – *Fulgoraria* 91
aurantia – *Mitra* 95
aurantia – *Pterocera* 43
aurantia – *Solen* 189
aurantium – *Polinices* 58
aurantius – *Polinices* 58
Auricula 133
auricularia – *Dolabella* 122
auriculata – *Anadara* 147
auriculata – *Ostrea* 163
auriculatus – *Modiola* 143
auriculatus – *Modiolus* 143
auriculifera – *Cucullaea* 154
auriculooides – *Mitra* 95
auriflua – *Tucetona* 155
auriscaris – *Pyramidella* 114
auriscati – *Otopleura* 114
aurisdianae – *Strombus* 43
aurisfelis – *Cassidula* 133
aurisjudae – *Auricula* 133
aurisjudae – *Ellobium* 133
auris-judæ – *Bulla* 133
aurismidae – *Auricula* 133
aurismidae – *Ellobium* 133
auris-midæ – *Bulla* 133
auritium – *Epitonium* 67
austini – *Teredo* 225
australasiae – *Pholas* 224
australis – *Batillaria* 36
australis – *Bulla* 120
australis – *Cardium* 178
australis – *Chlamys* 165
australis – *Conus* 107
australis – *Ensiculus* 192, 194
australis – *Fulvia* 178, 179
australis – *Fusiturricula* 103
australis – *Lampania* 36
australis – *Lutraria* 186
australis – *Monodonta* 25
australis – *Nihonia* 103
australis – *Pecten* 165
australis – *Plicatula* 164
australis – *Scutus* 21
australis – *Semele* 203
australis – *Sepioteuthis* 137
australis – *Surcula* 103
australis – *Turricula* 103
australis – *Xenophora* 48
austraus – *Fulvia* 178
Austriella 173
Austropteria (subgenus) 156
avellana – *Arca* 150
avicular – *Pteria* 156
awajiensis – *Macoma* 199
axicornis – *Chicoreus* 68
Azorinus 206
Azumapecten 165

B

- babai* – *Armina* 132
babai – *Armina* 132
Babylonia 79
babylonia – *Terebra* 105
babylonia – *Turris* 104
bacillum – *Turritella* 35
bacillum – *Ziba* 97
baclayana – *Ostrea* 163
Bactronophorus 224
badia – *Duplicaria* 105
badia – *Terebra* 105
baguenai – *Nassa* 83
Balcis 68
balloti – *Amusium* 164
balloti – *Pecten* 164
balteata – *Nerita* 29
balthica – *Macoma* 199
bandanus – *Conus* 107
bandatum – *Phalium* 60
Bankia 224
bannoi – *Fragum* 178
barbadensis – *Mitra* 95
barbara – *Scutellastra* 17
Barbatia 152
Barbatia (subgenus) 152, 153
barbatus – *Modiolus* 143
barbatus – *Spondylus* 170
barclayi – *Naquetia* 73
Barleeidae 42
Barnea 223
bartschi – *Pyrgulina* 116, 117
bartschi – *Teredo* 225
Baryspira 91
basilanicus – *Limaria* 161
Bathytormus 176
batillaraeformis
 – *Clypeomorus* 33
Batillaria 35
batillaraeformis
 – *Clypeomorus* 33
Batillariidae 35
bavayi – *Cerithium* 32
bavayi – *Circostrema* 67
Bedavina 73
Bedeva 68, 73
Bedevina 73
bednalli – *Acanthochitona* 15

- Beguina* 175
beka – *Loligo* 136
beka – *Loliolus* 136
beka – *Nipponololigo* 136
belcheri – *Crassostrea* 162
belcheri – *Mitra* 95
belcheri – *Monilea* 25
belcheri – *Nuculana* 139
belcheri – *Ostrea* 162
belcheri – *Tapes* 220
bellulus – *Nassarius* 84
benneti – *Pteria* 157
berghi – *Coriocella* 47
berghi – *Lamellaria* 47
bernardi – *Cryptopecten* 166
bernhardi – *Pteria* 156
berryi – *Euprymna* 136
berryi – *Placamen* 218
betulinus – *Conus* 107
bezoar – *Rapana* 74
biangulata – *Nodilittorina* 40
bibalteata – *Natica* 57
bicarinatedum – *Trapezium* 208
Bicatillus 47
Bicatillus (subgenus) 47
bicincta – *Mitrella* 82
bicincta – *Pyrene* 82
bicolor – *Clithon* 28
bicolor – *Donax* 207
bicolor – *Isognomon* 158
bicolor – *Meretrix* 221
bicolor – *Pinna* 160
bicolor – *Theodoxus* 28
bicolor – *Tivela* 221
bicolor – *Trigonostoma* 101
bicolorata – *Barbatia* 152
bicolore – *Pinna* 160
biconica – *Cronia* 71
biconica – *Drupa* 71
biconica – *Habromorula* 71
biconica – *Morula* 71
bicostalis – *Purpura* 75
bicostalis – *Thais* 75
bifasciata – *Cancellaria* 100
bifasciata – *Clypeomorvus* 32
bifasciata – *Merica* 100
bifasciatus – *Clypeomorvus* 33
bifrons – *Varicorbula* 222
bijubata – *Drillia* 104
bijubata – *Turridrupa* 104
biliosus – *Conus* 107
bilocularis – *Mytilus* 145
bilocularis – *Septifer* 145
bimaculosa – *Nassarius* 84
bimaculosa – *Plicarularia* 84
bimaensis – *Chromodoris* 124
binakayanensis – *Anadara* 147
binostrata – *Cypraea* 50
binostrata binostrata
– *Pustularia* 50
biotis imbricata – *Ostrea* 163
biradiata – *Tapes* 215
biradiatum – *Acrosterigma* 177
biradiatum – *Cardium* 177
biradiatum – *Laevicardium* 177
birileffi – *Bedevea* 73
birileffi – *Lataxenia* 73
birileffi – *Orania* 73
birmanica – *Nerita* 29
birostrata – *Sepiola* 136
biscocta – *Dosinia* 211
bisculpta – *Ervilia* 189
bisculpta – *Lepidozona* 13
bisculpta – *Spondervilia* 189
Bistolida 52, 54
bistrigata – *Barbatia* 152
bisulcata – *Arca* 150
bisulcata – *Leiosolenus* 141
bisulcata – *Lithophaga* 141
bisulcata – *Semicassis* 61
bisulcatum – *Phalium* 61
bitubercularis – *Apollon* 64
bitubercularis
– *Argobuccinum* 64
bitubercularis – *Gyrineum* 64
bitubercularis – *Lampas*
bitubercularis – *Purpura* 75
bitubercularis – *Ranella* 64
bitubercularis – *Thais* 75
bitubercularis var. – *Purpura* 75
bitubula – *Teredo* 225
Bivalvia 139
bivittata – *Eulima* 68
bivittata – *Melanella* 68
bivittata – *Melinella* 68
bizona – *Cylichna* 120
bizona – *Retusa* 120
blainville – *Stramonita* 75
blainvillei – *Purpura* 75
blaisei – *Laemodonta* 133
blaisei – *Plecotrema* 133
blaisei – *Seintilla* 174
blosvillei – *Bedevea* 68
blosvillei – *Fusinus* 68
blosvillei – *Latirus* 68
bocageana – *Scalptia* 101
bocageanum
– *Trigonostoma* 101
bocagei – *Cancellaria* 101
bocki – *Conus* 111
boholensis – *Conus* 107
boholiensis – *Asteronotus* 126
boholiensis – *Discodoris* 126
boivinii – *Cypraea* 50
boivinii – *Erosaria* 50
Bolma 21
Bonartemis 212
bonii – *Venus* 221
boninensis – *Ischnochiton* 13
borbonica – *Acanthopleura* 14
borneensis – *Retusa* 120
borneensis – *Utriculus* 120
Bornella 131
Bornellidae 131
borni – *Cerithium* 36
bornii – *Cerithium* 36
Bothropoma 22
Botula 142
boucardi – *Arca* 150
bourgeoisae – *Tagelus* 207
boutani – *Alvania* 42, 115
boutani – *Odostomia* 114, 115
Brachidontes 140
Brachyotoma 103
Bractechlamys 165
brasiliensis – *Modiola* 143
brassica – *Chama* 171
braunsi – *Cylichna* 118
braunsi – *Eocylichna* 118
brazieri – *Donax* 207
Brechites 226
brevialata – *Pinctada* 156
brevialata – *Pteria* 156
brevicula – *Assiminea* 42

- brevicula* – *Hydrocena* 42
brevicula – *Littorina* 40
brevicula – *Mitra* 98
breviculum – *Clypeomorus* 33
brevimana – *Sepia* 134
brevimana – *Sepiella* 134
brevirostris – *Phenacovolva* 55
brevirostris – *Volva* 55
brevis – *Solen* 190
brevisiphonata – *Callista* 210
brevispinosa
 – *Acanthopleura* 14
brevissimus – *Solen* 189
brileffi – *Bedavina* 73
brockii – *Pleurobranchaea* 122
bronni – *Nassa* 84
bronni – *Nassarius* 84
broughtonii – *Anadara* 147
bruguieri – *Macoma* 199
bruguieri – *Tellina* 199
bruguieri – *Macalia* 199
bruguieri – *Tellina* 199
bruneum – *Marmorostoma* 22
bruneus – *Turbo* 22
brunnea – *Niso* 68
brunneus – *Chicoreus* 68
brunneus – *Murex* 68
brunneus – *Turbo* 22
bubo – *Bursa* 60
bubo – *Tutufa* 60
 Buccinidae 79
Buccinum – *ornatum* 88
bucephala – *Melibe* 131
bucephala – *Phylliroe* 131
bucephalum – *Phylliroe* 131
bucephalus – *Phyllirhoe* 131
bufo – *Purpura* 76
bufo – *Thais* 76
Bufonaria 59
bufonia – *Bursa* 59
bufonius – *Murex* 59
bulbiformis – *Coralliophila* 77
bulbosa – *Rapana* 74
bulgia – *Creseis* 123
Bulla 120
bullata – *Strombus* 43
Bullacta 120
 Bullactidae 120
Bullaria 120
bullata – *Laternula* 227
bullatum – *Cardium* 178
bullatum – *Prunum* 94
bullatus – *Conus* 107
 Bullidae 120
bullifera – *Lima* 161
bulls – *Strombus* 43
bundharmai – *Chicoreus* 69
burmanus – *Chiton* 13
burni – *Chromodoris* 124
burrowi – *Cryptoplax* 15
Bursa 59
Bursatella 122
 Bursidae 59
bushi – *Cyclostrema* 21
- C
cacer – *Melampus* 133
Cadella 198
Cadulus 229
caecatus – *Dnax* 207
caecoides – *Lepeta* 18
 Caenogastropoda 31
caerulea – *Oliva* 92
caerulea – *Scabricola* 97
caeruleum – *Cerithium* 32
caffer – *Melampus* 133
caffrum – *Vexillum* 98
calceola – *Corolla* 123
calceola – *Cymbulopsis* 123
caledonica – *Vayssiorea* 130
californianus – *Mytilus* 145
californicus – *Donax* 207
californiensis chosonica
 – *Adula* 140
 Caliphyllidae 121
callembrion – *Syrnola* 115, 117
callifera – *Monilea* 25
Calliostoma 24
callipygum – *Marcia* 215
Callista 210
Callocardia 210
Callochiton 12
callophylla – *Chione* 218
callophylla – *Anaitis* 218
callophylla – *Clausinella* 218
callophylla – *Placamen* 218
callophylla – *Venus* 218
calophyllum – *Placamen* 218
Calpurnus 55
calyculata – *Diodora* 20
calyculata – *Glyphis* 20
calyculus – *Monilea* 25
Calyptraea 47
 Calyptraeidae 47
campanellata – *Bankia* 224
canaliculata – *Babylonia* 79
canaliculata – *Nassa* 87
canaliculata – *Nassarius* 87
canaliculata – *Tonna* 65
canaliculatum – *Dolium* 65
canaliculatum – *Phalium* 61
canaliculatum – *Semicassis* 61
canaliculatus – *Solen* 189
canaliculus – *Mytilus* 145
canaliculus – *Perna* 145
canalifera – *Monodonta* 26
canaliferus – *Triton* 62
canarium – *Laevistrombus* 43
canarium – *Strombus* 43
canarium var. *isabella*
 – *Strombus* 43
Cancellaria 100
 Cancellaridae 100
cancellarioides – *Vexillum* 98
cancellata – *Arcularia* 85
cancellata – *Chione* 210
cancellata – *Limopsis* 154
cancellata – *Terebra* 105
cancellata – *Vanikoro* 47
cancellatus – *Conus* 107
cancellina – *Persona* 62
cancellinus – *Distorsio* 62
cancellinus – *Murex* 62
cancellinus – *Triton* 62
Cancilla 95
Cancilla (subgenus) 95, 97
candida – *Barnea* 223
candida – *Macoma* 199
candidissimus – *Polinices* 58
candidus – *Spondylus* 170
candina – *Tellina* 199
canicularis – *Clavus* 101
canina – *Isognomon* 158
canina – *Perna* 158

- Cantharus* 80
capillacea – *Meropesta* 188
capillacea – *Standella* 188
capitanellus – *Conus* 107
capitaneus – *Conus* 107
Capsella 205
capsoides – *Arcopagia* 197
capsoides – *Merisca* 199
capsoides – *Tellina* 197
capucina – *Melibe* 131
capucinus – *Chicoreus* 69
capucinus – *Murex* 69
capucinus – *Rhizomurex* 69
caput – *Cypraea* 50
caputserpentis – *Cypraea* 50
caputserpentis – *Erosaria* 50
characteristicus – *Conus* 107
carbonarium – *Cerithium* 36
carbunculosa
 – *Dendrodoris* 127
Cardiidae 176
cardinalis – *Mitra* 95
cardinalis – *Phyllidiopsis* 130
Cardiomya 228
cardissa – *Cardium* 177
cardissa – *Corculum* 177
Cardita 175
Cardita – *radula* 176
carditaeforme
 – *Afrocardium* 176
carditaeforme – *Cardium* 176
carditaeforme – *Fragum* 176
Carditella 175
Carditellona 176
Carditellopsis 176
Carditidae 175
carditoidea
 – *Coralliophaga* 208
Cardium 177
carinata – *Bankia* 225
carinata – *Tellina* 203
carinata – *Tellinides* 203
carinatum – *Fragum* 178
carinifera – *Cuma* 76
carinifera – *Littoraria* 39
carinifera – *Littorina* 39
carinifera – *Phasianella* 39
carinifera – *Purpura* 76
carinifera – *Thais* 76
carinifera – *Volema* 89
carnea – *Pinna* 160
carneola – *Cypraea* 16, 50
carneola – *Lyncina* 50
carneola – *Oliva* 92
carnicolor – *Cancilla* 95
carnicolor – *Clathrotellina* 198
carnicolor – *Domiporta* 95
carnicolor – *Mitra* 95
carnicolor – *Semele* 203
carnicolor – *Tellina* 198
Casella 125
Casmaria 60
Cassidae 60
Cassidula 133
cassiniformis – *Venus* 221
Cassis 60
casta – *Arcopella* 197
casta – *Arcopella* 198
casta – *Meretrix* 215
casta – *Tellina* 197
castanea – *Colubraria* 80
castanea – *Meretrix* 216
castanea – *Sanguinolaria* 206
castanea – *Soletellina* 206
castrens – *Callista* 214
castrens – *Lioconcha* 214
castrens – *Merethrix* 214
castrens – *Meretrix* 214
castus – *Nassarius* 84
caudata – *Linatella* 62
caudatum – *Cymatium* 62
caudatum – *Linatella* 62
caudatus – *Murex* 62
caurica – *Cypraea* 50
caurica – *Eronea* 50
cavernosa – *Lithodomus* 142
Cavolinia 123
Cavoliniidae 123
cayenensis – *Diodora* 20
cecillei – *Cantharus* 80
cedonulli – *Cerithium* 35
Cellana 17
cepa – *Dolium* 65
cepa – *Tonna* 65
Cephalopoda 134
ceramicum – *Vasum* 79
Ceratosoma 124
cerea – *Glaucomya* 221
cerea – *Glaucanome* 221
cerea – *Xenophora* 48
cerevisiana – *Tonna* 65
ceriantha – *Montacutona* 175
Cerithidea 37
Cerithidea (subgenus) 37
Cerithideopsilla 37
Cerithiidae 32
cerithina – *Inquisitor* 102
cerithina – *Turridrupa* 102
Cerithium 32
cespitosus – *Asteronotus* 126
Cetoconcha 227
ceylanensis – *Conus* 109
ceylonensis – *Solen* 189
ceylonica – *Goniodoris* 128
ceylonica – *Gymnodoris* 128
ceylonica – *Trevelyana* 128
ceylonicus
 – *Plocamopherus* 130
chalcanthum – *Arca* 148
chaldacus – *Conus* 107
chaldaeus – *Conus* 107
chaldeus – *Conus* 107
Chama 171
chamaeleon – *Nerita* 29
chamasolen – *Solen* 206
Chamelea 210
Chamidae 171
characteristicus – *Conus* 107
charbonnieri – *Cerithidea* 37
charbonnieri – *Potamides* 37
charbonnieri moreleti
 – *Cerithidea* 37
charbonnieri moreleti
 – *Potamides* 37
Charonia 62
Cheilea 46
Chelidonura 119
chemnitzii – *Pinctada* 155
chemnitziana – *Clypeomorus* 34
chemnitzianum – *Cerithium* 34
chemnitzii – *Pinna* 159
cheveyi – *Pholadidea* 223
Chicomurex 68
Chicoreus 68

- chierchiaae* – *Creseis* 123
childreni – *Cypraea* 50
childreni – *Pustularia* 50
chinense – *Ellobium* 133
chinensis – *Anomia* 116, 169
chinensis – *Callista* 210
chinensis – *Coecella* 189
chinensis – *Cuspidaria* 228
chinensis – *Cypraea* 50
chinensis – *Glaucomya* 221
chinensis – *Glauconome* 221
chinensis – *Glaucomomya* 221
chinensis – *Hiatula* 206
chinensis – *Loligo* 137
chinensis – *Minolia* 25
chinensis – *Mitra* 95
chinensis – *Monilea* 25
chinensis – *Natica* 57
chinensis – *Photololigo* 137
chinensis – *Pinctada* 156
chinensis – *Pinna* 159
chinensis – *Plicatula* 164
chinensis – *Pteria* 156
chinensis – *Sanguinolaria* 206
chinensis – *Soletellina* 206
chinensis – *Stellaria* 48
chinensis – *Uroteuthis* 137
chinensis – *Venus* 211
chinensis chinensis
– *Stellaria* 48
chinensis chinensis – *Tonna* 65
chinensis chinensis
– *Xenophora* 48
chinensis magnifica – *Tonna* 65
Chion 208
Chion (subgenus) 207
Chione 210
Chione (subspecies) 221
chiragra – *Lambis* 42
chiragra – *Pterocera* 42
chiragra – *Strombus* 42
Chiton 13
Chitonellus 14
Chitonellus 15
Chitonidae 13
chitonides – *Acmaea* 17
Chitonina 12
chitonoides – *Patella* 17
chlacanthrum – *Arca* 147
Chlamys 165
Chlamys – *farreri* 165
chlorata – *Terebra* 105
chloroleuca – *Laciolina* 201
chloroleuca – *Tellina* 201
chloroleuca – *Tellinella* 201
Chloromytilus 145
Chlorostoma 27
chlorostoma – *Clithon* 28
chlorostomum – *Lotorium* 63
chlorostomum – *Triton* 63
chloroticum – *Placamen* 219
chordata – *Pitar* 218
chordatum – *Costellipitar* 218
chordatum – *Pitar* 218
Chromodorididae 124
Chromodoris 124
chrysalis – *Mitra* 95
chrysodomoides – *Fusinus* 89
Chrysostoma 24
chrysostoma – *Mitra* 96
chrysostoma – *Nerita* 30
chrysostomum – *Turbo* 22
chrysostomus – *Strombus* 44
chrysostomus – *Turbo* 22
cicatricosa – *Cheilea* 46
cicatricosa – *Mitrularia* 46
cicercula – *Cypraea* 50
cicercula – *Pustularia* 50
Ciliatocardium 177
ciliatum – *Ciliatocardium* 177
ciliatus – *Spondylus* 170
cinamomeus – *Lithophagus* 142
cinamomeus *Lithophagus* 142
cinerea – *Pupa* 118
cinereus – *Actaeon* 118
cinereus – *Conus* 107
cinereus – *Turbo* 22
Cingula 42
cingulata – *Cerithidea* 37
cingulata – *Cerithideopsilla* 37
cingulata – *Linatella* 63
cingulata cingulata
– *Cerithidea* 37
cingulata microptera
– *Cerithidea* 37
cingulatum – *Cassidaria* 63
cingulatum – *Cymatium* 63
cingulatum – *Lotorium* 63
cingulatus – *Murex* 37
cingulatus – *Planaxis* 36
cingulatus – *Supplanaxis* 36
cingulatus – *Triton* 63
cingulatus – *Tympanotomus* 37
cingulatus microptera
– *Tympanotomus* 37
cingulifera – *Circulus* 42
cingulifera – *Lophiotoma* 102
cingulifera – *Xenuroturris* 102
cingulum – *Philippia* 114
cinnagenica – *Lithophaga* 142
Cinnalepeta 31
Cinnalepeta (subgenus) 31
cinnamomea – *Lithophaga* 142
cinnamomea – *Botula* 142
cinnamomea – *Lithodomus* 142
cinnamonea – *Cinnalepeta* 31
Circe 210
Circostrema 67
circula – *Neocancilla* 96
circularis – *Turbo* 22
Circulus 42
circumactus – *Conus* 107
Cistopus 138
Cithara 112
citrina – *Gymnodoris* 128
citrina – *Meretrix* 218
citrina *Cytherea* 218
citrinum – *Cerithium* 32
citrinum – *Vexillum* 98
citrinus – *Pitar* 218
Clanculus 24
clandestina – *Cypraea* 50
clandestina – *Palmadusta* 50
clanguloides – *Clanculus* 24
Clathrotellina 202
clathrata – *Anadara* 147
clathrata – *Exotica* 198
clathrata – *Periglypta* 217
clathratus – *Nassarius* 84
Clathrotelbina 198
Clathrotellina 198
clathrus – *Mitra* 97
clathrus – *Neocancilla* 97
Clauculus 24

- claudoni* – *Pyrgulina* 115, 117
Clausinella 218
 Clavagellidae 226
clavata – *Gadila* 229
clavator – *Cymatium* 63
clavator – *Gutturnium* 63
clavator – *Triton* 63
Clavatula 112
clavatus – *Cadulus* 229
clavigera – *Purpura* 76
clavigera – *Reishia* 76
clavigera – *Thais* 76
Clavus 101, 102
Clementia 211
Clio 123
Clithon 28
clitonota – *Glossodoris* 125
Clivipollia 80
cloacata – *Chlamys* 167
cloacata – *Mimachlamys* 167
Clypeomorus 33
Clypidina 20
cmadoritinctum
 – *Parvamussium* 165
coarctata – *Zozia* 206
coarctatus – *Azorinus* 206
coarctatus – *Solecurtus* 206
coarctatus – *Zozia* 206
coaxans – *Gelonia* 209
coaxans – *Polymesoda* 209
coccinata – *Pupa* 118
coccinea – *Littoraria* 39
coccinea – *Littorinopsis* 39
coccinea – *Mitra* 98
coccinea – *Vexillum* 98
coccineum – *Vexillum* 98
cochlaeariformis
 – *Siphonaria* 133
cochlearis – *Leptomya* 203
cochlidium – *Pugilina* 89
Codakia 173
Coecella 189
coelestis – *Phyllidia* 129
Coelomactra 187
coffea – *Mitra* 96
coffea – *Conus* 107
coi – *Chromodoris* 124
coi – *Glossodoris* 124
collinsoni – *Mitra* 98
collinsoni – *Vexillum* 98
Collisella 18
colosseus – *Hemifusus* 88
colosseus – *Pugilina* 88
Colubraria 80
colubrinus – *Serpulorbis* 49
colubrinus – *Vermetus* 49
Columbarium 79
Columbella 81
Columbellidae 81
Columbellopsis 82
columna – *Cerithium* 32
columnaris – *Polinices* 58
colurinus – *Serpulorbis* 49
colus – *Fusinus* 89
cometa – *Arca* 152
cometa – *Barbatia* 152
Comitas 101
commaculata – *Terebra* 105
communis – *Acanthochitona* 15
communis – *Ficus* 61
communis – *Nerita* 31
communis – *Neritina* 31
complanata – *Arca* 152
complanata – *Barbatia* 152
complanata – *Lutraria* 186
Comptopallium 166
comptus – *Nassarius* 84
compunctum – *Vasticardium* 185
concamerata – *Cucullaea* 154
concatenata – *Drupa* 70
concatenata – *Drupella* 70
concatenata – *Morula* 70
concaospira – *Oliva* 92
concavus – *Spondylus* 170
concavus – *Tectus* 26
concavus – *Trochus* 26
concinna – *Cyathodonta* 226
concinna – *Discodoris* 126
concinna – *Dosinia* 211
concinna – *Nassa* 84
concinna – *Nassarius* 84
concinna – *Natica* 57
concinna – *Nipponacmaea* 19
concinna – *Sunetta* 220
concinna – *Tectura* 19
concinus – *Nassarius* 84
concinus – *Natica* 57
concinus – *Turbo* 22
concinus – *Zeuxis* 84
concisum – *Cerithium* 33
concisum – *Clypeomorus* 33
confossa – *Tonicia* 14
confusa – *Nucula* 139
confusa – *Nuculana* 139
conica – *Amalthea* 46
conica – *Creseis* 123
conica – *Hipponix* 46
conica – *Littoraria* 39
Conidae 106
connata – *Viriola* 66
connatus – *Triphora* 66
conoidalis – *Harpa* 94
conoidalis – *Nassarius* 84
conoidalis – *Niotha* 84
consanguinea – *Pusia* 98
consanguinea – *Tellina* 202
consanguinea – *Vexillum* 98
consobrina – *Soletellina* 206
consociata – *Anadara* 147, 149
consociata – *Arca* 147
consors – *Conus* 107
conspersa – *Indomitrella* 82
conspersa – *Mitrella* 82
conspersa – *Pyrene* 82
constricta – *Akera* 121
constricta – *Peristernia* 90
constricta – *Sinonovacula* 196
constrictus – *Latirus* 90
contempta – *Sunetta* 219
contracta – *Engina* 80
contracta – *Ergalatax* 70
contracta – *Mitra* 96
contracta – *Ocinebra* 70
contracta – *Odostomia* 114, 115
contracta – *Tritonalia* 70
contraria – *Asaphis* 204
Contumax 34
contusa – *Dosinia* 211
Conus 106
conus – *Tectus* 26
conus – *Trochus* 26
Coralichlamys 166
coralinum – *Clypeomorus* 32
coralium – *Cerithium* 32

- corallinoides*
 – *Bractechlamys* 165
corallinoides – *Lyropecten* 165
corallinum – *Cerithium* 32
Coralliobia 78
Coralliophaga 208
coralliophaga – *Chama* 208
coralliophaga
 – *Coralliophaga* 208
Coralliophila 77
 Coralliophilidae 77
 Corbiculidae 209
Corbis 174
corbis – *Periglypta* 217
corbis – *Venus* 217
Corbula 222
 Corbulidae 222
Corculum 177
cordiformis – *Semele* 204
coreanica – *Lepidozona* 13
coreensis – *Siphonaria* 134
coreensis – *Turbo* 22
Coriocella 47
cornea – *Anadara* 147
cornea – *Scapharca* 147
corneus – *Solen* 190
cornigera – *Turbinella* 79
cornigera – *Vasum* 79
cornigerum – *Ceratosoma* 124
cornucopia – *Neritina* 31
cornus – *Drupella* 70
cornuta – *Cassis* 60
cornutus – *Trochus* 23
cornutus – *Turbo* 23
Corolla 123
coronata – *Clithon* 28
coronata – *Nassa* 84
coronata – *Nerita* 28
coronata granulata – *Lunella* 23
coronatum – *Buccinum* 84
coronatum – *Cardium* 185
coronatum
 – *Vepricardium* 182, 185
coronatus – *Conus* 107
coronatus – *Nassa* 84
coronatus – *Nassarius* 84
coronatus – *Theodoxus* 31
coronatus – *Turbo* 23
coronatus – *Virroconus* 107
coronatus coreensis – *Turbo* 22
coronatus granulata – *Turbo* 23
coronulus – *Nassarius* 84
coroscum – *Laevidentalium* 229
corrugata – *Austriella* 173
corrugata – *Bursa* 59
corrugata – *Circe* 210
corrugata – *Cuspidaria* 228
corrugata – *Dosinella* 212
corrugata – *Eamesiella* 173
corrugata – *Glauconome* 221
corrugata – *Lucina* 173
corrugata – *Siphonaria* 133
corrugata – *Xenophora* 48
corrugatus – *Scutus* 21
coruscans – *Chlamys* 166
coruscans – *Pecten* 166
coruscum – *Laevidentalium* 228
Costacallista 210
costata – *Callista* 210
costata – *Cerithidea* 37
costata – *Merethrix* 210
costata – *Nerita* 29
costata – *Tellina* 202
costatum – *Cardium* 177
costatum – *Dolium* 65
costatum – *Frigidocardium* 177
costatus – *Spondylus* 171
costatus – *Strombus* 44
costatus *Spondylidae* 171
Costellaria (subgenus) 98, 99
costellaria bronni – *Vexillum* 98
Costellariidae 98
costellifera – *Nassa* 86
costellifera – *Timoclea* 220
costellifera – *Veremolpa* 220
Costellipitar 218
costiferum – *Trigonostoma* 101
costularis – *Coralliophila* 77
costulosa – *Leptothyra* 21
coturnix – *Pinctada* 156
coturnix – *Pteria* 156
crassa – *Aloidis* 222
crassa – *Asaphis* 222
crassa – *Corbula* 222
crassa – *Harpa* 94
Crassatella 176, 189
Crassatellidae 176
Crassatellites 176
crassicaudus – *Hemifusus* 88
crassicosta – *Cardita* 175
crassicostata
 – *Mimachlamys* 167
Crassispira 102
crassisquam – *Spondylus* 170
crassisquamatus
 – *Spondylus* 170
crassisulca – *Paphia* 216
Crassostrea 162
crassus – *Mytilus* 146
Cratena 132
craticulata – *Anadara* 147
craticulatus – *Latirus* 90
crebreliratus – *Tucetilla* 154
crebricostata – *Anadara* 147
crebricostata – *Arca* 147
crebricostatus
 – *Brachidontes* 140
crebricostatus – *Pecten* 168
crebrilamellosa
 – *Coralliophila* 77
crebrilirata – *Vexillum* 98
crebrilirata var. *lilacina*
 – *Vexillum* 98
crematus – *Nassarius* 84
crenata – *Lambis* 43
crenata – *Pterocera* 43
Crenatula 158
crenelloides – *Cardium* 176
crenifera – *Trigonostoma* 101
crenifera – *Turbo* 23
crenularis – *Pleurotoma* 103
crenularis – *Ptychobela* 103
crenulata – *Cylindra* 97
crenulata – *Pterygia* 97
crenulata – *Semele* 204
crenulata – *Terebra* 105
crenulatus – *Nassarius* 84
crenulatus – *Zeuxis* 84
crenulifera – *Alectryonella* 161
crenulifera – *Dendostrea* 161
crenulifera – *Ostrea* 161
Crepidula 47
Crepidulidae 47
Creseis 123

- cretacea* – *Dosinia* 211
Cribraria 54
cribraria – *Cribraria* 51
cribraria – *Cypraea* 51
crispa – *Pleurotoma* 104
crispa – *Turris* 104
crispata – *Periglypta* 217
crispata – *Zirfaea* 224
Crista 213
cristagalli – *Lopha* 162
cristagalli – *Ostrea* 162
cristata – *Pholas* 224
cristularis – *Chlamys* 166
cristularis – *Mimachlamys* 167
crocata – *Haminoea* 120
crocata – *Lambis* 43
crocea – *Avicula* 156
crocea – *Pteria* 156
crocea – *Tridacna* 186
crocea – *Turritella* 35
crocea – *Turritella* 35
croceus – *Caloplocamus* 130
croceus – *Euplocamus* 130
croceus – *Spondylus* 170
crocinum – *Laevidentalium* 229
crocinus – *Callochiton* 12
Cronia 74
crosei – *Mactra* 187
Crucibulum 47
crucigera – *Tellina* 202
crucina – *Merethrix* 210
cruenta – *Platydorid* 126
cruentata – *Bursa* 59
cruentata – *Ranella* 59
cruentatum – *Vexillum* 99
cruentus – *Spondylus* 170
crumena – *Bufonaria* 59
crumena – *Bursa* 59
crumena – *Gyrineum* 59
crumena – *Rancellia* 59
crumena – *Ranella* 59
crumena cavitensis
– *Bufonaria* 59
Cryptogramma 209
Cryptopecten 166
Cryptoptalmus 120
Cryptoplacidae 15
Cryptoplax 15
Cryptospira 94
crystallina – *Thyca* 48
Ctena 173
Ctenocardia 177
Ctenocrassatella 176
cuccullata – *Saccostrea* 163
Cuculaeidae 154
cuculeata – *Ostrea* 163
Cucullaea 154
cucullata – *Ostrea* 163
cucullata – *Saccostrea* 163
cucumerina – *Mitra* 96
cuenata – *Aloidis* 222
cuenata – *Corbula* 222
Cultellus 194
cultellus – *Cultellus* 195
cultellus – *Ensiculus* 192, 195
cultellus – *Phaxas* 195
culter – *Moerella* 200
culter – *Tellina* 200
Cuma (rej.) 76
cumiformis – *Gastrochaena* 223
cuminghi – *Nucula* 139
cumingi – *Cycladicama* 174
cumingi – *Joannisiella* 174
cumingiana – *Cardita* 175
cumingiana – *Lithophagus* 145
cumingiana – *Musculus* 145
cumingiana – *Ostrea* 161
cumingiana – *Polinices* 58
cumingiana – *Saccostrea* 161
cumingiana – *Soletellina* 206
cumingianus – *Ensiculus* 195
cumingianus – *Polinices* 58
cumingii – *Afer* 78
cumingii – *Batillaria* 36
cumingii – *Dosinia* 211
cumingii – *Isognomon* 158
cumingii – *Jouannetia* 223
cumingii – *Myurella* 105
cumingii – *Naquetia* 73
cumingii – *Nassarius* 84
cumingii – *Niotha* 84
cumingii – *Nucula* 139
cumingii – *Perna* 158
cumingii – *Phacosoma* 211
cumingii – *Siliquaria* 49
cumingii – *Terebra* 105
cumingii – *Tonna* 65
cumingina – *Sanguinolaria* 206
cumingina – *Soletellina* 206
cuneata – *Anadara* 149
cuneata – *Corbicula* 222
cuneata – *Latona* 207
cuneata – *Mactra* 187
cuneata – *Plicatula* 164
cuneatus – *Chlamys* 166
cuneatus – *Corbicula* 222
cuneatus – *Donax* 207
cuneiformis
– *Gastrochaena* 223
cuneus – *Spondylus* 170
cupula – *Martesia* 224
curta – *Haminoea* 120
curta – *Leiosolenus* 141
curta – *Liloa* 120
curta – *Lithophaga* 141
curtisiana – *Engina* 80
curvatus – *Brachidontes* 140
curvatus – *Brachydontes* 140
curvatus – *Mytilus* 140
Curvemysella 175
curviliratum – *Vexillum* 98
Cuspidaria 228
Cuspidariidae 228
cuspidata – *Clio* 123
cuspidatum – *Gyrineum* 64
cutaceum – *Linatella* 63
Cyathodonta 226
Cycladicama 174
Cyclina 211
Cyclostrema 21, 22
Cyclotellina 197
Cyerce 121
cygnea – *Armina* 132
cygnus – *Mactra* 187
cygnus – *Tellina* 202
Cylichna 120
Cylichna (subgenus) 118
Cylichnidae 118
Cylindra 97
cylindrica – *Atys* 119
cylindrica – *Cypraea* 51
cylindrica – *Erronea* 51
cylindrica lenella – *Erronea* 51
cylindricus – *Atys* 119

- Cymatium* 62
Cymbiola 90
cymbium – *Gastrochaena* 223
cymbium – *Rocellaria* 223
Cymbula
Cymbuliidae 123
Cymia 76
cynocephalum – *Cymatium* 63
Cypraea 49
Cypraeacassis 60
Cypraeidae 49
cytaeum – *Anomia* 169
cytherae – *Plesiothyreus* 31
Cytherea 213
- D**
dactylus – *Coralliophaga* 208
daemoniacus – *Malleus* 164
daemonicus – *Malleus* 157
damaecornis – *Chama* 172
dandatus – *Trochus* 26
danieli – *Clanculus* 25
danieli – *Eutrochus* 25
danieli – *Gibbula* 25
danselamallata – *Ostrea* 163
dautzenbergi – *Anadara* 147
dautzenbergi – *Arca* 147
dautzenbergi – *Mabellarca* 147
dautzenbergi – *Nucula* 139
dawydoffi – *Cryptoplax* 15
Decatopecten 166
decollata – *Fissilabia* 36
decolorata
 – *Pseudostomatella* 28
decolorata – *Stomatia* 28
decorata – *Acteocina* 118
decorata – *Glossodoris* 125
decorrata – *Acteocina* 118
decorus – *Strombus* 44
decurvata – *Arca* 150
decussata – *Amaea* 67
decussata – *Arca* 152
decussata – *Barbatia* 152, 153
decussata – *Cassis* 60
decussata – *Drupa* 73
decussatum – *Phalium* 60
deflorata – *Asaphis* 204
deflorata – *Venus* 204
- Delectopecten* 166
delicatula – *Ctena* 173
delicatula – *Epicodakia* 173
delicatula – *Tibia* 46
Delphimula 23
delphinus – *Angaria* 23
demissa – *Geukensia* 141
Dendostrea 162
Dendrodorididae 127
Dendrodoris 127
Dendronotacea 131
Dendronotina 131
Dendropoma 49
denselamellosa – *Ostrea* 163
densigranata – *Nassa* 87
Dentaliida 228
Dentaliidae 228
Dentalium 228
dentatus – *Strombus* 44
dentatus – *Tectus* 26
dentatus – *Trochus* 26
denticulatus – *Clanculus* 24
dentifera – *Gastrochaena* 223
Dentimodiolus 146
depressa – *Cypraea* 51
dermestinus – *Nassarius* 86
desetangsii – *Scabricola* 97
deshayesi – *Nassarius* 85
desiderata – *Lucina* 173
desmaresti – *Firoloida* 66
Desmopteridae 123
Desmopterus 123
deutzenbergi – *Anadara* 147
Diacria 123
diadema – *Rhinoclavis* 34
dialeucum – *Cerithium* 32
diaphana – *Merisca* 199
diaphana – *Tellina* 199
dichotoma – *Asaphis* 204
dichotoma – *Sanguinolaria* 204
dichotoma gratiosa
 – *Anadara* 147
dicotoma gratiosa
 – *Lunarca* 147
Dicyathifer 225
didyma – *Glossaulax* 56
didyma – *Natica* 56
didyma – *Polinices* 56
- didyma* var. *bicolor*
 – *Polinices* 56
diegensis – *Teredo* 225
digitata – *Bornella* 131
dilatata – *Barnea* 223
dilatata – *Crepidula* 47
dilatatus dilatatus
 – *Strombus* 44
dilatatus swainsoni
 – *Strombus* 44
Diloma 27
Diluvarca 147
Diluvarca (subgenus) 147, 149
dimidiata – *Subula* 105
dimidiata – *Terebra* 105
Diodora 20
diphos – *Hiatula* 206
diphos – *Sanguinolaria* 206
diphos – *Solen* 206
diphos – *Soletellina* 206
Diplodonta 174
Diplomeriza 105
Dipsacus 79
Discodorididae 126
Discodoris 126
Discodoris (subgenus) 126
Discors 183
dispar – *Gafrarium* 212
disper – *Gafrarium* 213
dissimilis – *Maetra* 187
distans – *Conus* 108
distincenda – *Thais* 76
distinguenda – *Drupa* 76
distinguenda – *Mancinella* 76
distinguenda – *Thais* 76
Distorsio 62
distorta – *Angaria* 23
divaricata – *Acila* 139
divaricata – *Chama* 172
divaricata – *Circe* 213
divaricata – *Crista* 213
divaricata – *Gafrarium* 213
divaricata – *Venus* 213
divaricatum – *Gafrarium* 213
divaricatus – *Solecurtus* 207
divergens – *Ctena* 173
divergens – *Epicodakia* 173
divergens – *Petricola* 221

- diversicolor* – *Haliotis* 19
diversicolor – *Sulculus* 19
diverticolor – *Haliotis* 19
djadjariensis – *Cerithidea* 37
Dnax 207
dodiotum – *Cassidula* 133
Dolabella 122
dolabrata – *Mactra* 187
dolabrata – *Macrinula* 188
dolabrata – *Pyramidella* 114
dolabriformis – *Ostrea* 161
doliaris – *Ringicula* 118
Dolicholatirus 89
dolichourus – *Murex* 72
Doliidae 64
doliolum – *Cassidula* 133
Dolium 65
dolium – *Tonna* 65
Dolomena (subgenus) 44
Domiporta 95
Donacidae 207
donaciformis – *Exotica* 198
Donax 207
Dorididae 126
Doridopsis 127
Doriopsilla 128
Doris 126
dorri – *Nassodonta* 88
dorsatus – *Nassarius* 84
dorsatus – *Tapes* 220
dorsatus – *Zeuxis* 84
dorsuosa – *Acmaea* 19
dorsuosa – *Lottia* 19
dorsuosa – *Patelloida* 19
Doryteuthis (subgenus) 136
Dosinia 211
Dostia 31
Dostia (subgenus) 31
Doxander (subgenus) 45
Dreissena 141
Drillia 104
Drilliidae 104
Drupa 69
Drupella 70
dubius – *Modiolus* 143
ducalis – *Spondylus* 170, 171
ducalis lamarckii
– *Spondylus* 170
dunker – *Chama* 171
dunkeri – *Chama* 171
dunkeri – *Cymatium* 63
dunkeri – *Latiaxis* 78
dunkeri – *Nitidotellina* 200
dunkeri – *Pyrene* 82
dunkeri – *Tellina* 200
dunkeri – *Triton* 63
dunkerianus – *Solen* 189, 190
Duplicaria 105
duplicata – *Diplomeriza* 105
duplicata – *Duplicaria* 105
duplicata – *Terebra* 105
duplilirata – *Cancilla* 97
duplilirata – *Mitra* 97
duplilirata – *Ziba* 97
dupuchense – *Cardium* 184
dussumieri – *Duplicaria* 105
dussumieri – *Ficus* 61
dussumieri – *Terebra* 105
duvauceli – *Loligo* 137
duvaucelii – *Photololigo* 137
duvaucelii – *Uroteuthis* 137
Duvauceliidae 131
dysera – *Chione* 210
dysera – *Venus* 210
dysira – *Venus* 210
dysoni – *Donax* 207
dysoni – *Mactra* 187
- E**
Eamesiella 173
ebaranum – *Cardium* 176
ebraeus – *Conus* 108
Eburna 79
eburnea – *Cypraea* 51
eburnea – *Erronea* 51
eburnea – *Dentalium* 228
eburneus – *Conus* 108
echinata – *Crassostrea* 163
echinata – *Mancinella* 71
echinata – *Ostrea* 163
echinata – *Purpura* 71
echinata – *Saccostrea* 163
echinata – *Thais* 71
echinatum – *Cerithium* 32
echinatus – *Nassarius* 84
Echinella 42
echinulata – *Mancinella* 71
echinulata – *Thais* 71
eculeata – *Thais* 75
edentula – *Anodontia* 172
edentula – *Lucina* 172
edentula – *Psammotreta* 201
edentulus – *Clanculus* 25
edentulus – *Euchelus* 25
edulis – *Loligo* 137
edulis – *Mytilus* 145
edulis – *Photololigo* 137
edulis – *Uroteuthis* 137
effossa – *Sunetta* 219
eglantina – *Cypraea* 51
eglantina – *Monetaria* 51
Eglisia 67
elata – *Drupa* 70
elata – *Drupella* 70
Electroma
elegans – *Cancellaria* 100
elegans – *Corbis* 174
elegans – *Fimbria* 174
elegans – *Merica* 100
elegans – *Nassa* 84
elegans – *Nassarius* 84
elegans – *Oliva* 92
elegans – *Phyllidia* 129
elegans – *Ranella* 59
elegans – *Turbo* 22
elegans – *Umbonium* 28
elegans sinensis
– *Cancellaria* 100
elegantissima
– *Clathrotellina* 198
elegantissima – *Tellina* 198
elephantinum – *Dentalium* 228
elisa – *Turcica* 28
Elizia 195
elliotti – *Platydorid* 126
elliptica – *Sepia* 134
Elliptotellina 198
Elliptotellina (subgenus) 198
elliscrossi – *Chicomurex* 68
Ellobiidae 133
Ellobium 133
elongata – *Atys* 119
elongata – *Dendrodoris* 127
elongata – *Gari* 204

- elongata* – *Psammotaea* 204
elongata – *Pugilina* 89
elongata – *Sanguinolaria* 204
elongata – *Tellina* 202
elongata – *Thalotia* 27
elongata – *Thracia* 226
elongata – *Tridacna* 186
elongatum – *Acrosterigma* 184
elongatum – *Cardium* 184
elongatum – *Trachycardium* 184
elongatum
– *Vasticardium* 177, 180, 184
elongatum enode
– *Vasticardium* 184
elongatum wilsoni
– *Vasticardium* 180, 184
elongatus – *Lioberus* 143
elongatus – *Modiolus* 143
elongatus – *Pterynotus* 74
elongatus – *Scutus* 21
elongatus – *Thalotia* 27
Elysia 121
Elysiidae 121
emaciatius – *Conus* 108
emarginata – *Modiola* 140
emarginata – *Nucella* 73
emarginata – *Tellina* 203
emarginata – *Thais* 73
emarginatus – *Angulus* 203
emarginatus
– *Brachidontes* 140
emarginatus
– *Brachydontes* 140
emarginatus – *Tellina* 203
Emarginula 20
emicator – *Oliva* 92
emma – *Hypselodoris* 125
encausticum – *Cymatium* 63
Engina 80
Enigmonia 169
enna – *Drillia* 104
enneagona – *Cellana* 17
ennoidas – *Perna* 159
enode – *Acrosterigma* 184
enode – *Cardium* 184
Ensiculus 194
Ensis 189
Enzinopsis 80
Eocylichna 118
ephippium – *Isognomon* 158
ephippium – *Perna* 158
ephippium – *Placuna* 169
Epicodakia 173
epidromus – *Strombus* 44
episcopalis – *Oliva* 92
episcopus – *Conus* 110
Epitoniidae 67
Epitonium 67
equestris – *Cheilea* 46
equivocum – *Gafrarium* 213
erectospina – *Bolma* 21
eremitarum – *Mitra* 96
Ergalatax 70
ericarum – *Fulgoraria* 91
erinaceus – *Casmaria* 60
Eronea 50, 53
erosa – *Coralliophila* 77
erosa – *Cypraea* 51
erosa – *Erosaria* 51
Erosaria 50, 51, 52, 53
Erosaria (subgenus) 53
Erronea 51, 54
erronea – *Erronea* 51
errones – *Cypraea* 51
errones – *Eronea* 51
erubescens – *Dendrodoris* 127
Ervilia 189
erycina – *Callista* 210
erycina – *Costacallista* 210
erycina – *Meretrix* 210
erythraeonensis – *Barbatia* 152
erythrinus – *Strombus* 44
erythrodon – *Aloidis* 222
erythrodon – *Asaphis* 222
erythrodon – *Corbicula* 222
erythrodon – *Corbula* 222
erythrodon – *Solidocorbula* 222
erythrostroma – *Oliva* 92
esculenta – *Sepia* 134
espiscopalis – *Mitra* 96
essingtonensis – *Mitrella* 83
essingtonensis – *Pyrene* 83
Estellacar 153
estreljada –
Hoplodoris 126
Ethalia 25
Euchelus 25
euchlora – *Aplysia* 121
Eucithara 112
eucosmia – *Cellana* 17
eucosmia – *Patella* 17
Eucrassatella 176
eudeli – *Dosinia* 211
Eudolium 64
euglypta – *Elliptotellina* 198
euglypta – *Paphia* 216
euglypta – *Tellina* 198
euglyptum – *Cardium* 176
Eulima 68
Eulimella 114
Eulimidae 68
Eunaticina 55
Eunaticina (subgenus) 56
Euplica 82
Euplica (subgenus) 82
Euprymna 136
euracantha – *Spinidrupa* 75
eurypterus – *Potamides* 38
Euselenops 122
Eutrochus 25
euzona – *Tanea* 58
exarata – *Bullacta* 120
exarata – *Cellana* 17
exarata – *Paphia* 216
exaratus – *Solecurtus* 207
exaratus – *Solenocurtus* 207
exasperata – *Dosinia* 212
exasperata – *Phacosoma* 212
exasperatum – *Cardium* 183
exasperatum –
Microcardium 183
exasperatum
– *Nemocardium* 179, 183
exasperatum – *Vexillum* 98
excavatus – *Pecten* 168
Excellichlamys 167
excisus – *Septifer* 146
excisus – *Tichogonia* 146
exigua – *Nodilittorina* 41
exiguus – *Solen* 190
eximia – *Pyrgulina* 116, 117
eximus – *Conus* 108
exoleta amphidesmoides
– *Dosinia* 211

- Exotica* 198
extinctorium – *Calyptraea* 47
extinctorium – *Crucibulum* 47
extinctorius – *Bicatillus* 47
exuta – *Xenophora* 48
exutus – *Onustus* 48
faba – *Clithon* 28
faba – *Dnax* 207
faba – *Donax* 207
faba – *Theodoxus* 28
faba var. *radians* – *Donax* 207
fabagella – *Petricola* 221
fabreana – *Pupa* 118
fabreanus – *Acteon* 118
fabreanus – *Punctacteon* 118
fabula – *Myrtea* 173
Fabulina 198
Fabulina (subgenus) 198
faciatus – *Octopus* 138
fairbanki
 – *Pseudorhaphitoma* 112
Fairbankia 42
falcatoides – *Adula* 140
fallax – *Macoma* 199
fangsiao – *Octopus* 138
farreri – *Azumapecten* 165
fasciata – *Natica* 57
fasciata – *Potamocorbula* 222
fasciata – *Siliqua* 193, 195
fasciatum – *Cerithium* 34
fasciatum – *Dolium* 65
fasciatum – *Rhinoclavis* 34
fasciatum – *Tonna* 65
fasciatus – *Chitonellus* 14
fasciatus – *Chitonellus* 15
Fasciolaria 90
Fasciolariidae 89
fastigiata – *Lioconcha* 214
fauroti – *Pholadidea* 224
faustus – *Hexabranhus* 128
Favartia 70
fearnleyi – *Latiaxis* 78
feejeensis – *Nodilittorina* 40, 41
feicheni – *Babylonia* 79
Felaniella 174
felina – *Cypraea* 51
felina – *Palmadusta* 51
felina – *Terebra* 105
felina felina – *Cypraea* 51
felina listeri – *Cypraea* 51
felis – *Vayssierea* 130
femoralis – *Isognomon* 158
femoralis – *Perna* 158
fenestrata – *Emarginula* 20
fenestrata – *Pterygia* 97
fenestrella – *Emarginula* 20
Ferreiraella 12
ferruginea – *Anadara* 147, 151
ferruginea – *Anadara* 149
ferruginea – *Arca* 147
ferruginea – *Diluvarka* 147
ferruginea – *Mitra* 96
fruginosa – *Megacardita* 176
ferruginosa – *Venericardia* 176
fertirus – *Murex* 72
festiva – *Hypselodoris* 124
festivum – *Ctenocardia* 177
festivum – *Microfragum* 177
festivus – *Murex* 72
festivus – *Nassarius* 84
fibrosa – *Mammilla* 56
fibrosa – *Pteria* 156
fibula – *Chama* 171
fibula – *Dosinia* 212
Ficidae 61
ficoides – *Ficus* 61
Ficus 61
ficus – *Ficus* 61
ficus – *Pirula* 61
fidele – *Vasticardium* 180, 184
filamentosa – *Fasciolaria* 90
filamentosa – *Pleuroploca* 90
filaris – *Domiporta* 95
filaris – *Mitra* 95
filiaregia – *Hirtomurex* 78
filiaris – *Cancilla* 95
filosa – *Ficus* 61
filosa – *Littorina* 40
Fimbria 174
fimbria – *Phalium* 60
fimbriata – *Corbis* 174
fimbriata – *Cypraea* 51
fimbriata – *Fimbria* 174
fimbriata – *Lataxiena* 71
fimbriata – *Melibe* 131
fimbriata – *Palmadusta* 51
fimbriata unifasciata
 – *Cypraea* 51
fimbriatum – *Dolium* 65
fimbriatum – *Tonna* 65
fimbriatum – *Vepricardium* 185
Fimbriidae 131, 174
Firolidae 66
Firoloida 66
fiscella – *Cronia* 73
fiscella – *Drupa* 73
fiscella – *Morula* 73
fiscella – *Muricodrupa* 73
fiscella – *Purpura* 73, 75
fiscellus – *Cronia* 73
fischeri – *Marginella* 94
fischeriana – *Loripes* 173
fischeriana – *Pleuroploca* 90
fischerianus – *Fasciolaria* 90
fischerianus – *Latirus* 90
fiscoides – *Pirula* 61
Fissidentalium 228
Fissilabia 36
fissilabris – *Nassarius* 84
fissilabris – *Niotha* 84
fissurata ocellata – *Mitra* 97
Fissurella 21
Fissurellidae 20
flameus – *Acteon* 117
flammea – *Marcia* 215
flammea – *Cancilla* 97
flammea – *Maxacteon* 117
flammea – *Mitra* 97
flammea – *Subcancilla* 97
flammea – *Terebra* 106
flammea – *Ziba* 97
flammeus – *Acteon* 117
flammiferum – *Phalium* 60
flava – *Pyrene* 83
flavicans – *Semipallium* 168
flavida – *Cyclina* 211
flavidula – *Funa* 101
flavidula – *Inquistor* 101
flavidula – *Pleurotoma* 101
flavidulus – *Clavus* 101
flavidus – *Conus* 108
flavum – *Acrosterigma* 184
flavum – *Cardium* 184, 185
flavum – *Trachycardium* 184

- flavum* – *Vasticardium* 184
flavum dupuchense
 – *Vasticardium* 184
flavum subrugosum
 – *Vasticardium* 180, 185
flemingianus – *Polinices* 58
flemmingianus – *Polinices* 58
flexuosa – *Anomalocardia* 209
flexuosa – *Laternula* 227
flexuosa – *Patella* 17
flexuosa – *Scutellastra* 17
flexuosa – *Venus* 209
flindersi – *Placamen* 219
florida – *Callista* 210
florida – *Mactra* 210
florida – *Meretrix* 210
floridus – *Strombus* 45
floridus var. *epimellus*
 – *Strombus* 45
fluviatilis – *Cerithidea* 37
fluviatilis – *Potamides* 37
folia – *Dendostrea* 162
foliacea – *Antisabia* 46
foliacea – *Tellina* 202
foliaceus – *Hipponix* 46
foliaceus – *Spondylus* 171
foliata – *Barbatia* 152, 153
foliocea – *Tellina* 202
fontanianus – *Octopus* 138
forceps – *Fusinus* 89
formosa – *Babylonia* 79
formosa – *Eburna* 79
formosa – *Platydoris* 126
formosae habeii – *Babylonia* 79
formosana – *Loligo* 137
formosana – *Vexillum* 98
formosense – *Vexillum* 98
formosum – *Fissidentalium* 228
fornicatum – *Cardium* 177
fornicatum – *Ctenocardia* 177
forskali – *Ostrea* 163
forskalii – *Saccostrea* 163
fortilirata – *Turritella* 35
fortiliratum – *Neohaustator* 35
fortisulcata – *Corbula* 222
fortunei – *Modiolus* 141
fortunei – *Natica* 58
fortunei – *Olivella* 94
fortunei – *Polinices* 58
 Fossariidae 37
Fossarus 37
fossulatus – *Euchelus* 25
fossulatus – *Hybochelus* 25
foveolata – *Venus* 221
foveolatus – *Bathytormus* 176
foveolatus
 – *Ctenocrassatella* 176
fracum – *Spondylus* 170
fraga – *Chama* 171
fraga – *Mitra* 96
fragilis – *Barnea* 223
fragilis – *Janthina* 66
fragilis – *Lima* 161
fragilis – *Limaria* 161
fragilis – *Moerella* 200
fragilis – *Pholas* 223
fragrum – *Spondylus* 170
Fragum 178
fragum – *Cardium* 178
fragum – *Chama* 171
fragum – *Drupella* 70
fragum – *Fragum* 178
fragum – *Hemicardium* 178
fragum – *Spondylus* 170
francoisi – *Assimineia* 42
francolina – *Drupa* 73
francolina – *Nassa* 73
francolinus – *Nassarius* 73
fraseri – *Maoricardium* 184
frederici – *Nassarius* 85
freevi – *Aclesia* 122
fretorum – *Nassarius* 85
Frigidocardium 177
frigidus – *Conus* 108
frons – *Dendrostrea* 162
Fronsella 175
Fryeria 129
fucata – *Avicula* 155
fucata – *Pinctada* 155
fujitai – *Abra* 203
fulgetrum – *Cancilla* 97
fulgetrum – *Ziba* 97
Fulgoraria 91
fulgurans – *Columbella* 83
fulgurans – *Pyrene* 83
fulgurita – *Mitra* 96
fulmen – *Conus* 108
fulva – *Scyllaea* 131
Fulvia 178
fulvicostatum
 – *Sempallium* 168
fumata – *Dendrodoris* 127
fumata – *Pinna* 160
fumosum – *Buccinum* 81
fumosus – *Cantharus* 80
fumosus var. *rubiginosus*
 – *Cantharus* 81
Funa 101
funeralis – *Oliva* 92
funebri – *Jorunna* 128
funebri – *Kentrodoris* 128
funiculata – *Natica* 57
funiculus – *Morula* 73
furcifera – *Teredo* 225
fusca – *Arca* 152
fusca – *Atlanta* 66
fusca – *Cronia* 74
fusca – *Semiricinula* 74
fuscatus – *Conus* 108
fuscoapicatum – *Vexillum* 98
fusconigra – *Drupella* 70
Fusiaphera 100
fusifformis – *Eucithara* 112
Fusinus 89
fusiodes – *Siphonalia* 81
Fusiturricula 103
Fusolatirus 89
Fusus 89
fusus – *Tibia* 46
G
Gadila (subgenus) 229
Gadilida 229
Gadilina 229
Gafrarium 212
gaimardi – *Angulus* 196
gaimardi – *Tellina* 196
galathaea – *Macoma* 199
galathea – *Phenacolepas* 31
galathea – *Plesiothyreus* 31
galea – *Tonna* 65
Galeodea 60
Galeodes 89

- Galeodidae 88
 Galeommatidae 174
gallina – *Tegula* 27
gallus – *Paphia* 216
Gama 76
gangranosa – *Cypraea* 51
gangrenosa – *Erosaria* 51
gardineri – *Serratovola* 168
Gari 204
Gastridium 111
Gastrochaena 223
 Gastrochaenidae 223
 Gastropoda 17
gaudichaudi – *Atlanta* 66
gaudiosa var. *punctata*
 – *Nassarius* 87
gaudiosus – *Nassarius* 85
gaudischaudi – *Hydromyles* 124
Gelonia 209
gemmata – *Acanthopleura* 14
gemmata – *Gemmula* 102
gemmata – *Pleurotoma* 102
gemmatum – *Cymatium* 63
gemmatum – *Septa* 63
gemmatum – *Sympulium* 63
gemmatum – *Triton* 63
gemmifera – *Pyrgulina* 116, 117
Gemmula 102
gemmula – *Gemmula* 102
gemmulata – *Nassa* 85
gemmulatum – *Cerithium* 32
gemmulatus – *Nassarius* 85
gemulatus – *Nassarius* 85
generalis – *Conus* 108
Genmala 102
gentile – *Cerithium* 33
geographus – *Conus* 108, 229
georgiana – *Avicula* 155
georgiana – *Electroma* 155
germaini – *Pyrgulina* 116, 117
Geukensia 141
gibba – *Circe* 213
gibba – *Dosinia* 217
gibba – *Gafrarium* 213
gibba – *Pelecypora* 217
gibba – *Sinodia* 217
gibberulus – *Strombus* 44
gibberulus albus – *Strombus* 44
gibberulus gibbosus
 – *Strombus* 44
gibbia – *Cytherea* 213
gibbosa – *Coralliophila* 77
gibbosa – *Olivancillaria* 94
Gibbula 25
gibbulus – *Latirus* 90
gigantea – *Gastrochaena* 223
gigantea – *Haliotis* 20
giganteus – *Brechites* 226
gigas – *Crassostrea* 162
gigas – *Haliotis* 20
gigas – *Jorunna* 128
gigas – *Kentrodoris* 128
gigas – *Marginellona* 94
gigas – *Ostrea* 162
gigas – *Strombus* 44
gigas – *Tridacna* 186
gilba – *Gafrarium* 213
girgylla – *Astraea* 21
girgyllus – *Bolma* 21
glabra – *Haliotis* 20
glabrata – *Atactodea* 189
glabrata – *Crassatella* 189
glabrata – *Mesodesma* 189
glabrata – *Semicassis* 61
Glans 176
glans – *Nassa* 85
glans – *Nassarius* 85
Glans – *radula* 176
glauca – *Dosinia* 212
 Glaucididae 132
Glaucanome 221
 Glauconomidae 221
glaucum – *Phalium* 60
Glaucus 132
Globivenus 213
globulus – *Cypraea* 51
globosa – *Arca* 147
globosa – *Cypraea*
globosa – *Janthina* 66
globosa – *Jouannetia* 223
globosa – *Nassarius* 85
globosa – *Plicarcularia* 85
globulosa – *Hydromyles* 124
globulosa – *Jouannetia* 223
globulus – *Cypraea* 51
glomerata – *Crassostrea* 162
glomerata – *Ostrea* 162
glomerata – *Saccostrea* 162
gloriosa – *Cetoconcha* 227
gloriosa – *Mimachlamys* 167
gloriosa – *Poromya* 227
Gloripallium 167
Glossaulax 56
 Glossidae 209
Glossocardia 208
Glossodoris 124, 125
Glossus 209
 Glycymerididae 154
Glycymeris 154
Glyphis 20
Glyphostoma 112
godeti – *Cyclostrema* 21
golikovi – *Codakia* 173
Gomphina 213
 Goniodorididae 128
gordonis – *Nuculana* 139
gordonis – *Saccella* 139
gotoi – *Loligo* 136
gouldi – *Solen*
Gouldia 210
Gouldia 214
gouldii – *Solen*
gracilis – *Cypraea* 51
gracilis – *Ficus* 61
gracilis – *Lithophaga* 142
gracilis – *Nembrotha* 130
gracilis – *Roboastrea* 130
gracillimum – *Ceratosoma* 124
gradata – *Cuma* 76
gradata – *Purpura* 76
gradata – *Stramonita* 76
gradata – *Thais* 76
granatina – *Cancilla* 95
granatina – *Domiporta* 95
grande – *Morum* 94
grandimaculatum
 – *Cymatium* 63
grandis – *Mactra* 187, 188
grandis – *Polystira* 104
grandis – *Solen* 190
grandis – *Turris* 104
grangeri – *Conus* 108
granifera – *Bursa* 59
granifera – *Nassa* 85

granifera – *Ranella* 59
graniferum – *Cerithium* 34
graniferus – *Nassarius* 85
granosa
 – *Anadara* 148, 149, 151
granosa – *Arca* 148
granosa – *Neritina* 31
granosa – *Tegillarca* 148
granosum – *Vexillum* 98
granulare – *Tritonium* 59
granularis – *Bursa* 59
granularis – *Tectarius* 41
granularis var. *subgranosa*
 – *Tectarius* 40
granulata – *Drupa* 72
granulata – *Lunella* 23
granulata – *Morula* 72
granulata – *Tectarius* 41
granulata – *Turbo* 23
granulatus – *Turbo* 23
granulosa – *Cucullaea* 154
granulosa – *Xenophora* 48
Graphicomassa 82
graphitera – *Nassarius* 86
Graptacme 228
Graptacme (subgenus) 228
grata – *Cellana* 17
grateloupiana – *Purpura* 76
gravispinosa – *Crepidula* 47
grayana – *Arca* 152
grayana – *Barbatia* 152
grayana – *Nerita* 29
grayana – *Siliqua* 195
greyana – *Siliqua* 195
grossularia – *Drupa* 69
gruneri – *Argonauta* 139
gruneri – *Dosinia* 212
gruneri – *Mitra* 98
gruneri – *Vexillum* 98
Gryphaeidae 164
gualteriana – *Natica* 57
gualtierii – *Architectonica* 113
guamensis – *Ethalia* 25
guamensis – *Umbonium* 25, 28
guangdongensis – *Anadara* 148
gubernaculum
 – *Anadara* 148, 151
gubernaculum – *Macoma* 199

gubernaculum
 – *Psammotreta* 201
guesi – *Pectunculus* 155
Guildfordia 21
gurjanovae – *Diplodonta* 174
guttata – *Callocardia* 210
guttata – *Cypraea* 51
guttata – *Oliva* 92
guttata – *Pitar* 210
guttata – *Terebra* 106
guttata guttata – *Erosaria* 51
guttatus – *Placobranchus* 121
gutturium muricinum
 – *Cymatium* 63
Gutturnium 63
gutturnium – *Cymatium* 63
gutturnium – *Triton* 63
gutturnium – *Tudicla* 63
guyonensis – *Mytella* 143
Gymnodorididae 128
Gymnodoris 128
Gymnomorpha 132
Gymnosomata 124
gyratus – *Latiaxis* 78
Gyrineum 59, 64
gyrineum – *Argobuccinum* 64
gyrinum – *Gyrineum* 64
gyrinus – *Murex* 64
gyrinus – *Ranella* 64

H

habei – *Nipponaphera* 100
Habromorula 71
habui – *Inquisitor* 102
hakodadensis – *Ischnochiton* 13
hakodatensis – *Mantellum* 161
haldemanni – *Nassarius* 85
Halgerdidae 126
Haliotidae 19
Haliotis 19
haliotoideum – *Sinum* 58
Haloa 119
Halopsychidae 124
Haminaea 119
Haminea 119
Haminoea 119
Haminoeidae 119
hammondae – *Cypraea* 51
hammondae raysummersi
 – *Cypraea* 51
hanleyanus – *Trochus* 27
hanleyi – *Astyris* 82
hanleyi – *Cultellus* 194
hanleyi – *Graphicomassa* 82
hanleyi – *Modiolus* 143
hanleyi – *Phaxas* 194
hanleyi – *Pinna* 159
hanleyi – *Pyrene* 82
hanzawai – *Carditella* 176
hanzawai – *Carditellona* 176
Hapalochlaena 139
harmandi – *Doris* 126
harmandi – *Octopus* 138
harmeri – *Sepia* 134
Harpa 94
harpa – *Harpa* 94
Harpidae 94
Harpulina 91
hasseltii – *Dolabella* 122
hastata – *Terebra* 106
Hastula
Haustellum 71
haustellum – *Haustellum* 71
haustellum – *Murex* 71
Hawaiarca 153
hawaiiensis – *Nodilittorina* 40
hayashii – *Epitonium* 67
Hebra 83
Hebra (subgenus) 83
hebraea – *Circe* 218
hebraea – *Lioconcha* 218
hebraea – *Pitar* 218
hebraeus – *Conus* 108
helblingi – *Arca* 152
Heliacus 113
helvola – *Cypraea* 52
helvola – *Erosaria* 52
Hemicardium 177
Hemifusus 88
hepatica – *Mactra* 187
hepaticum – *Cymatium* 63
hepaticus – *Nassarius* 87
hercules – *Sepia* 135
heroldi – *Acmaea* 19
heroldi – *Collisella* 19
heroldi – *Patelloida* 19

- Herpetopoma* 25
Heterobranchia 113
heterocheilus – *Turbo* 23
Heterodonta 171
Heteroglypta 204
Heteroglypta (subgenus) 204
Hexabranchiidae 128
Hexabranchus 128
hexagonum – *Dentalium* 228
hians – *Argonauta* 139
hiantina – *Katelsysia* 215
hiantina – *Marcia* 215
Hiatula 205, 206
hilaris – *Glossodoris* 125
hiloensis – *Teredo* 225
Hima (subgenus) 84, 86
Hinea 36
Hinnites 167
hinomotoensis – *Amalda* 91
hippocastanum – *Purpura* 75
hippocastanum – *Thais* 75
Hippohix 46
Hipponicidae 46
Hipponix 46, 117
Hippopus 186
hippopus – *Hippopus* 186
hirasei – *Cypraea* 52
hirasei – *Nesiocypraea* 52
hirasei – *Oliva* 92
hirsuta – *Trichomya* 146
hirsutus – *Brachidontes* 146
hirsutus – *Dentimodiolus* 146
hirsutus – *Mytilus* 146
hirsutus – *Trichomya* 146
Hirtomurex 78
hirtus – *Nassarius* 85
hirundo hirundo – *Bistolida* 52
hirundo hirundo – *Cypraea* 52
hirundo neglecta – *Cypraea* 52
histrion – *Dosinia* 212
histrion – *Chromodoris* 124
histrion – *Cypraea* 52
histrion – *Dosinia* 212
histrion – *Engina* 80
histrion – *Enzinopsis* 80
histrion – *Mauritania* 52
histrion – *Nerita* 29
holoserica – *Arca* 150
Homalocantha 71
Homalopoma 21
Homoiodorididae 128
Homoiodoris 128
honloni – *Phyllidia* 129
Hoplodoris 126
Hormomya 141
horrida – *Hebra* 83
horrida – *Nassa* 83
horridus – *Nassarius* 83
horridus group – *Octopus* 138
horsfieldii – *Caecella* 189
horsfieldii – *Coecella* 189
hosoyai – *Gari* 205
hungerfordi – *Cardium* 178
hungerfordi – *Fulvia* 178
hungerfordi undatopictum
– *Cardium* 183
hyaena – *Conus* 108
Hyalina 95
hyalina – *Atys* 119
hyalina – *Omala* 200
hyalina – *Scintilla* 174
hyalina – *Tellina* 200
Hyalocyclus 123
Hybochelus 25
hybridum – *Pseudamussium* 168
hybridum – *Solarium* 114
hybridus – *Pecten* 168
Hydatina 118
Hydatinidae 118
Hydrocena 42
Hydromyles 124
Hydromylidae 124
hyotis – *Hyotissa* 164
hyotis – *Ostrea* 164
Hyotissa 164
hyppocastanum – *Purpura* 75
Hypselodoris 124, 125
Hypsogastropoda 39
Hystericoncha 214
hystrion – *Glossodoris* 124
hystrion – *Chromodoris* 124
hystrion – *Ctenocardium* 177
- II
- ianthina*** – *Pteraeolidia* 132
ichinoseana – *Asprella* 108
ichinoseana – *Conus* 108
ignea – *Pisania* 81
Ilanga 25
imbricata – *Arca* 150, 152
imbricata – *Chama* 171
imbricata – *Chione* 220
imbricata – *Glycidonta* 220
imbricata – *Glycydonta* 220
imbricata – *Ostrea* 163, 164
imbricata – *Pretostrea* 164
imbricata – *Timoclea* 220
imbricatum – *Cardium* 177
imbricatum – *Corculum* 177
imbricatum – *Ctenocardia* 177
imbricatum – *Hemicardium* 177
imbricatus – *Serpulorbis* 49
immunda – *Aplysia* 121
immunisa – *Aplysia* 121
impar – *Lutraria* 186
Imparilarca (subgenus) 147
imperialis – *Conus* 108
imperialis – *Spondylus* 170
impolitum – *Acrosterigma* 177
impolitum – *Cardium* 177
impressa – *Anomalocardia* 209
impudica – *Meretrix* 216
inaequivalvis – *Pandora* 227
incarnata – *Dnax* 208
incarnata – *Peristernia* 90
incarnatum
– *Vepricardium* 182, 185
incarnatus – *Donax* 207
incisa – *Dosinia* 212
incisa – *Mitra* 97
incisa – *Scabricola* 97
incisum – *Sinum* 58
incisus – *Schizochiton* 13
incompta – *Mitra* 96
incongrua – *Macoma* 199
incongrua – *Mactra* 187
incongrua – *Macoma* 199
incrassatus – *Trochus* 27
indecoroides – *Pitar* 218
indica – *Lophiotoma* 103
indica – *Onustus* 48
indica – *Plesiothyreus* 31
indica – *Turris* 103
indica – *Xenophora* 48

- indicus* – *Cistopus* 138
indicus – *Melo* 91
indicus – *Onustus* 48
indicus – *Tugurium* 48
indicus – *Vermetus* 49
Indomitrella 82
inearis – *Solen* 190
inequivalvis – *Anadara* 148
inermis – *Parahyotissa* 163, 164
inermis – *Pseudochama* 172
inermis – *Sepiella* 135
inflata – *Anadara* 147
inflata – *Arca* 147
inflata – *Arcopagia* 197
inflata – *Arcopaginula* 197
inflata – *Atlanta* 66
inflata – *Clypeomorus* 33
inflata – *Coralliophila* 78
inflata – *Limacina* 122
inflata – *Meretrix* 218
inflata – *Tellina* 197
inflatus – *Oxygyrus* 66
infucata
– *Hypselodoris* 124, 125
Inquisitor 102
inornatum – *Semicassis* 61
inquinata – *Mitra* 96
Inquisitor 102
insculpta – *Nerita* 29
insculptus – *Conus* 108
insignis – *Acteocina* 118
insignis – *Retusa* 118
insoluta – *Gadilina* 229
instabilis – *Acmaea* 18
intecta – *Trippa* 127
intercostalis
– *Marmorostoma* 22
intercostalis – *Turbo* 22, 23
interlirata – *Subcancilla* 97
intermedia – *Cetoconcha* 227
intermedia – *Ficus* 61
intermedia – *Littoraria* 39
intermedia – *Littorinopsis* 39
intermedia – *Poromya* 227
interrupta – *Assiminea* 42
interrupta – *Calliostoma* 24
interrupta – *Cypraea* 52
interruptum – *Calliostoma* 24
intexta – *Mitrella* 83
intexta – *Pyrene* 83
intuscostatum – *Parvamussium* 165
intuscostatum
– *Polynemamussium* 165
iodostoma – *Anachis* 82
iodostoma – *Graphicomassa* 82
iodostoma – *Pyrene* 82
ione – *Anomia* 169
ione – *Pododesmus* 169
Iopas 73
iostoma – *Chama* 172
iostomus – *Morula* 72
Iradia 42
iridella – *Nitidotellina* 200
iridella – *Plectodon* 228
iridella – *Tellina* 200
iridescens – *Moerella* 200
iridescens – *Tellina* 200
iris – *Chromodoris* 124
irisans – *Oliva* 92
irregularis – *Chlamys* 166
irrorata – *Clypeomorus* 33
Irus 214
isabella – *Cancilla* 95
isabella – *Cypraea* 52
isabella – *Luria* 52
isabella – *Strombus* 43
isabella lekalekana – *Luria* 52
isabellina – *Chione* 219
isabellina – *Clausinella* 219
isabellina – *Placamen* 219
isabellina – *Venus* 219
isabellinum – *Placamen* 219
Ischnocerithium 32
Ischnochiton 13
Ischnochitonidae 12
Isocardiidae 209
Isognomon 158
Isognomonidae 158
isognomum – *Isognomon* 158
isognomum – *Pedalion* 158
isognomum – *Perna* 158
ispidula – *Oliva* 93
J
jacksonianus – *Nassarius* 85
Jactellina 198
Janthina 66
janthina – *Janthina* 66
Janthinidae 66
janus – *Conus* 108
japonica – *Amusium* 165
japonica – *Amygdalum* 144
japonica – *Chama* 171
japonica – *Dosinia* 212
japonica – *Haliotis* 20
japonica – *Homoiodoris* 128
japonica – *Libitina* 208
japonica – *Liolophura* 14
japonica – *Marcia* 215
japonica – *Modiolus* 144
japonica – *Musculista* 144
japonica – *Musculus* 144
japonica – *Oblimopa* 154
japonica – *Pitar* 218
japonica – *Pristigloia* 139
japonica – *Sepiella* 135
japonica – *Siliqua* 195
japonica – *Siphonaria* 133
japonica var. *tenuispinosa*
– *Liolophura* 14
japonica var. *tenuispinosa*
– *Liolophura* 14
japonica var. *tessellata*
– *Liolophura* 14
japonicum – *Amusium* 165
japonicum – *Pitar* 218
japonicum – *Semicassis* 61
japonicum – *Sigaretus* 58
japonicum – *Sinum* 58
japonicum – *Trapezium* 208
japonicus – *Actinocyclus* 125
japonicus – *Brachydontes* 144
japonicus – *Brachydontes* 144
japonicus – *Glomus* 139
japonicus – *Labiostrombus* 46
japonicus – *Latiaxis* 78
japonicus – *Modiolus* 144
javana – *Surcula* 104
javana – *Turricula* 104
javanica – *Cuma* 76
javanica – *Pharella* 193, 196
javanica – *Siphonaria* 133
javanica – *Stramonita* 76
javanicum – *Sinum* 58

- javanicus* – *Sigaretus* 58
javanicus – *Thais* 76
javanum – *Aspergillum* 226
javanus – *Murex* 76
jedoensis – *Moerella* 200
jedoensis – *Tellina* 200
jeffreysii – *Funa* 101
jeffreysii – *Inquisitor* 101
jeffreysii – *Drillia* 101
Jenneria 53
Joannisiella 174
jocosa – *Oscilla* 114, 115
Jopas 73
Jorunna 128
Jouannetia 223
jousseau mei – *Anadara* 148
jousseau mei – *Arca* 148
Juanniciella 174
juliana – *Aplysia* 121
junoniae – *Hemicardium* 177
juvenilis – *Dosinia* 212
juvenilis – *Moerella* 200
juvenilis – *Tellina* 200
juvenus – *Dosinia* 212
juverilis – *Tellina* 200
- K**
- kafanovi* – *Anadara* 148
kagoshimensis – *Anadara* 148
kaleontina – *Oliva* 92
Kalinga 130
Kalpocamus 130
kamakurana – *Comitas* 101
kandai – *Latirus* 90
Katelsia 215
Katellysia 215
Katelysia 215
kawamumi – *Hemifusus* 88
kawamurai – *Antiplanes* 103
kawamurai – *Brachytoma* 103
kawamurai – *Ptychobela* 103
kengaluorum
 – *Vasticardium* 185
Kentrodorididae 128
Kentrodoris 129
Kermia 112
kiaochowwanensis
 – *Dentalium* 228
- kieneri* – *Cerithidea* 37
kieneri – *Cypraea* 52
kieneri – *Nassa* 85
kieneri – *Nassarius* 85
kieneri – *Purpura* 75
kieneri – *Thais* 75, 76
kieneri depriesteri – *Cypraea* 52
kieneri kieneri – *Bistolida* 52
kiensis – *Nassarius* 84
kikuchii – *Solen* 189
kirai – *Punctateon* 117
kiusinensis – *Chion* 208
kiusinensis – *Donax* 208
kobiensis – *Loligo* 136
kobiensis – *Sepia* 134
kochi – *Cerithium* 34
kochi – *Rhinoclavis* 34
kochii – *Sepia* 136
kochii – *Sepiadarium* 136
kopensis – *Sepia* 134
kowalavskii – *Firoloida* 66
kraussi – *Arca* 150
krempfi – *Phyllidiopsis* 130
krempfi – *Septoteuthis* 137
kurodai – *Abra* 203
kurodai – *Haustellum* 71
kurodai – *Lyria* 91
kurodai – *Pseudolathyrus* 90
kurracheensis – *Siphonaria* 133
kurzi – *Distorsio* 62
kurzi – *Morum* 94
- L**
- labiata* – *Cucullaea* 154
labiata petita – *Cucullaea* 154
labiatus – *Strombus* 44
labio – *Monodonta* 26
labio – *Trochus* 26
labiosa – *Anadara* 148
labiosa – *Cucullaea* 154
labiosa granulosa
 – *Cucullaea* 154
Labiostrombus 46
labiosum – *Cymatium* 63
labiosus – *Strombus* 44
labrolineata – *Cypraea* 52
lacera – *Thais* 76
lacerata – *Ostrea* 163
lacerata – *Periglypta* 217
lacerata – *Venus* 217
laciniata – *Angaria* 23
laciniata – *Delphinula* 23
laciniatus – *Trochus* 23
laciniosa – *Siphonaria* 133
Laciolina 201
lactea – *Ovula* 55
lactea – *Raeta* 188
lactea – *Strigillia* 201
lacteus – *Calpurnus* 55
lacunatum – *Gyrineum* 64
lacunosa – *Leporimetis* 201
Laemodonta 133
laeta – *Leptothyra* 21
laeta – *Pitar* 218
Laevicardium 177, 183
Laevichlamys 167
Laevidentalium 228
laevigata – *Leiosolenus* 141
laevigata – *Lithophaga* 141
laevigata – *Terebra* 106
laevigatus – *Lithophaga* 141
laevigatus – *Musculus* 145
laevis – *Aloidis* 222
laevis – *Corbicula* 222
laevis – *Potamocorbula* 222
Laevistrombus 43
lamarcki – *Coralliophila* 78
lamarcki – *Erosaria* 52
lamarcki – *Magilus* 78
lamarcki – *Spondylus* 170
lamarckiana – *Eunaticina* 55
lamarckii – *Bursa* 59
lamarckii – *Cypraea* 52
lamarckii – *Meiocardia* 209
lamarckii – *Meretrix* 215
lamarckii – *Solen* 190
Lambis 42
lambis – *Lambis* 43
lambis – *Pteroceras* 43
Lamellaria 47
Lamellariidae 47
lamellaris – *Antigona* 210, 221
lamellaris – *Venus* 210
lamellosa – *Cancellaria* 100
lamellosa – *Lucilina* 14
lamellosa – *Lucina* 173

- lamellosa* – *Nucella* 73
lamellosa – *Scalptia* 100
lamellosa – *Tonicia* 14
lamellosa – *Trigonostoma* 101
lamellosum – *Amphidesma* 203
lamellosus – *Fossarus* 37
laminata – *Dosinia* 212
laminata – *Phacosoma* 212
laminata – *Trapezium* 208
laminea – *Platydoris* 127
Lampania 36
Lampas 64
lampas – *Triton* 60
lampas sauliae – *Charonia* 62
Lampusia 63
lami – *Diplodonta* 174
lami – *Pyrgulina* 115, 117
lami – *Tellina* 201
lanceolata – *Angulus* 202
lanceolata – *Drillia* 103
lanceolata – *Phylliroe* 132
lanceolata – *Ptychobela* 103
lanceolata – *Tellina* 202
lanceolatum – *Angulus* 202
lanceolatus – *Angulus* 202
lanceus – *Doliciolaturus* 89
langfordi – *Acmaea* 19
langfordi – *Collisella* 19
langfordi – *Lottia* 19
Lapamrina 33
lapicida – *Petricola* 221
laqueatus – *Pecten* 168
largillierti – *Cerithidea* 37
larvaeformis – *Cryptoplax* 15
larvata – *Chlamys* 167
lata – *Avicula* 156
lata – *Pinctada* 156
lata – *Pteria* 156
lata – *Theora* 204
Lataxiena 68, 71
lateralis – *Barbatia* 154
lateralis – *Noetia* 154
lateralis – *Sheldonella* 154
laterculata – *Conus* 102
laterculata – *Inquisitor* 102
laterna – *Laternula* 227
Laternula 227
Laternulidae 227
Lathyrus – *fumosus* 80
latiauratus – *Leptopecten* 167
Latiaxis 78
laticostata – *Glycymeris* 155
latimanus – *Sepia* 134
Latirolagena 89
Latirulus 89
Latirus 89
latisinuata – *Funa* 102
latissima – *Pholas* 223
latissimus – *Strombus* 44
latum – *Cardium* 184
latum – *Maoricardium* 184
lauta – *Exotica* 198
lauta – *Jactellina* 198
layardi – *Capsella* 205
layardi – *Nucula* 139
lazarus – *Chama* 172
leachii cirrosus
 – *Bursatella* 122
leachii cirrosus
 – *Notarchus* 122
leachii freevi – *Bursatella* 122
leachii freevi – *Notarchus* 122
leachii leachii – *Bursatella* 122
leana – *Cardita* 175
legatus – *Conus* 108
legumen – *Isognomon* 158
legumen – *Malleus* 158
legumen – *Pedalion* 158
legumen – *Perna* 158
Leiosolenus 141
lemniscata – *Chlamys* 167
lemniscata – *Laevichlamys* 167
lemniscata – *Natica* 57
lencostanum – *Cardium* 177
lentiginosa – *Avicula* 155
lentiginosa – *Isognomon* 158
lentiginosa – *Monilea* 25
lentiginosa – *Perna* 159
lentiginosus – *Conus* 109
lentiginosus – *Strombus* 44
leopardus – *Conus* 109
Lepeta 18
Lepetidae 18
lepida – *Oliva* 93
Lepidopleurina 12
Lepidozona 13
lepidula – *Portlandia* 140
lepidula – *Yoldia* 140
Leporicypraea 53
Leporimetis 201
Leptaxinus 174
Leptochiton 12
Leptochitonidae 12
Leptomya 203
Leptonidae 175
Leptopecten 167
Leptoplax 15
Leptoplax (subgenus) 15
leptospira – *Nassa* 85
leptospira – *Nassarius* 85
leptospira – *Plicarcularia* 85
Leptothyra 21
Leptothyra (subgenus) 21
lessoni – *Gari* 204
lessoniana – *Sepioteuthis* 137
leucodoma – *Galeodea* 60
leucostoma – *Acrosterigma* 177
leucostoma – *Cardium* 177
leucotropis – *Gemmula* 103
leucotropis – *Lophiotoma* 103
leucotropis – *Pleurotoma* 103
leucotropis – *Turris* 103
Leucozonia 89
levis – *Pitar* 218
Libitina 208
Libitinidae 208
lienardi – *Cypraea* 52
lienardi – *Pustularia* 52
Lienardia 112
ligata – *Alocinma* 42
ligata – *Alvania* 42
lignaria – *Oliva* 93
lignea – *Modiolus* 143
Lignopholas 223
ligula – *Graphicomassa* 82
ligula – *Mitrella* 82
ligula – *Plectodon* 228
ligula – *Pyrene* 82
lilacina – *Callista* 210
lilacina – *Merethrix* 210
kiliana – *Macoma* 201
liliputanum – *Epitonium* 67
lilium – *Semelangulus* 201
lilium – *Tellina* 201

- Liloa* 120
Lima 161
lima – *Arca* 152
lima – *Barbatia* 152
lima – *Leiosolemus* 141
lima – *Lepeta* 18
lima – *Lima* 161
lima – *Lithodomus* 141
lima – *Lithophaga* 141
lima – *Maoricrater* 18
lima vulgaris – *Lima* 161
Limacina 122
limacina – *Cypraea* 52
Limacinidae 122
Limaria 161
Limaria (subgenus) 161
limbula – *Chama* 172
limicola – *Laternula* 227
Limidae 161
limnaeiiformis – *Nassarius* 85
Limnoperna 141
Limoida 161
limoides – *Isognomon* 159
Limopsidae 154
Limopsis 154
limosa – *Mitra* 95
limosa var. *ambigua* – *Mitra* 95
Linatella 62, 64
Linatella (subgenus) 63
lincolni – *Placuna* 169
linearis – *Solen* 190
lineata – *Engina* 80
lineata – *Natica* 59
lineata – *Nerita* 29
lineata – *Tanea* 59
lineolata – *Chromodoris* 124
lineolata – *Philinopsis* 119
lineolata – *Scalaria* 67
lineolatum – *Doridium* 119
lineolatum – *Epitonium* 67
lineolatus – *Planaxis* 36
lingalata – *Vulsella* 158
linguaeformis – *Perna* 159
linguafelis – *Pinna* 160
linguata – *Vulsella* 157
lingueforme – *Isognomon* 159
Linguella (subgenus) 132
linnaeana – *Eunaticina* 55
linter – *Arca* 150
Lioberus 141, 143
Lioconcha 214
Liodontinaria (subgenus) 22
Liolophura 14
Liotia 22
Liotina 22
Liotinaria (subgenus) 22
lirata – *Paphia* 217
lirata – *Tapes* 217
liratum – *Trabelzium* 208
liratum – *Trapezium* 208
lischkeana – *Latiaxis* 78
lischkeana – *Tonna* 65
lischkeanum – *Dolium* 65
lischkei – *Anomia* 169
listeri – *Cypraea* 52
listeri – *Erronea* 52
literata – *Paphia* 220
literata – *Tapes* 220
literatus – *Tapes* 220
Lithodomus 141
lithoglyphus – *Conus* 109
Lithophaga 142
lithophaga – *Lithophaga* 142
Lithophaginae 141
Lithophagus 142
litterata – *Mitra* 96
litterata – *Strigatella* 96
litteratus – *Conus* 109
litteratus pardus – *Conus* 109
Littoraria 39
Littorina 40
Littorinidae 39
littoriniformis – *Cancellaria* 101
Littorinopsis 39
livescens – *Nassarius* 85
livescens – *Niotha* 85
lividus – *Conus* 109
lividus – *Virgiconus* 109
Livonia 91
lobata – *Chama* 172
lochi – *Chromodoris* 124
Loliginidae 136
loliginiformis – *Sepioteuthis* 137
Loligo 136
Loliolus 136
longicauda – *Fusus* 89
longicaudatus – *Fusinus* 89
longilobatus – *Cadulus* 229
longilobatus – *Polyschides* 229
longirostris – *Cavolinia* 123
longispinosus – *Callochiton* 12
longissimus – *Fusinus* 89
longitorsum – *Dentalium* 228
loochooana – *Acanthopleura* 14
loochooana – *Liolophura* 14
Lopha 162
Lophiotoma 102
Loripes 173
Lotorium 63
lotorium – *Cymatium* 63
lotorium – *Lotorium* 63
Lottia 19
Lottiidae 18
loveni – *Pteria* 157
Loxoglypta 198
lubrica – *Cadella* 198
lubrica – *Tellina* 198
lucerna – *Macoma* 199
luchuanum – *Dentalium* 228
luchuanum – *Graptacme* 228
Lucilina 14
Lucilina (subgenus) 14
Lucina 173
luciniata – *Angaria* 23
Lucinidae 172
Lucinisca 173
Lucinoma 173
luctosa – *Nassa* 87
luctosus – *Nassarius* 87
lugubris – *Armina* 132
lugubris – *Crassostrea* 162
lugubris – *Cratena* 132
lugubris – *Ostrea* 162
lugubris – *Pleurophyllidia* 132
luhuanus – *Strombus* 44
lululensis – *Chiton* 13
lumbricalis – *Vermicularia* 49
Lunarca 147
Lunella 23
luniceps – *Euselenops* 122
lunulata – *Hapalochlaena* 139
Lunulicardia 183
Luponia (subgenus) 51, 52, 54
Luria 52

- lurida* – *Maetra* 187
lurida – *Nassa* 86
lurida – *Pinna* 159
luridus – *Nassarius* 86
lusoria – *Meretrix* 215
lutea – *Littoraria* 39
lutea venulosa – *Tellina* 199
luteostoma – *Purpura* 77
luteostoma – *Thais* 77
luteostoma – *Tonna* 65
luteus – *Conus* 109
luteus – *Octopus* 138
lutosa – *Babylonia* 79
lutosa – *Eburna* 79
lutosus – *Dipsacus* 79
Lutraria 186
lutulenta – *Peasiella* 41
luzonica – *Maetra* 187
luzonica – *Tellimaetra* 187
luzonicus – *Ensis* 189
luzonicus – *Solen* 189
lycidas – *Sepia* 135
lynceus – *Conus* 109
Lyncina 50, 54
lynx – *Cypraea* 52
Lyonsia 227
Lyonsiidae 227
lyrata – *Anachis* 81
lyrata – *Columbella* 81
lyrata – *Cytherea* 216
lyrata – *Meretrix* 216
lyrata – *Paphia* 217
lyratum – *Cardium* 183
lyratum – *Lyrocardium* 179, 183
lyratum – *Nemocardium* 183
lyratum – *Vexillum* 99
lyratus – *Latirus* 90
Lyria 91
Lyrocardium 183
Lyrodus 225
Lyropecten 165
- M**
Mabellarca 147
Mabellarca (subgenus) 149
mabilla – *Doris* 126
Macalia 199
- macassarensis*
– *Annachlamys* 165
macassarensis
– *Chlamys* 165, 168
macha – *Ensis* 189
macinella – *Mancinella* 71
Macoma 199
Macridiscus (subgenus) 213
Macrocallista 215
macrocheilicola
– *Delectopecten* 166
macrocheilicola
– *Palliolium* 166
macromphalus – *Nautilus*
macrophylla – *Chama* 172
macrophylla – *Petricola* 214
macrophylla – *Venerupis* 214
macrophyllus – *Irus* 214
macropteria – *Pteria* 157
macrorhynchus
– *Cuspidaria* 228
macrospira –
Fusiaphera 100
macrospira – *Narona* 100
macrospiratoides
– *Fusiaphera* 100
macrospirum –
Vexillum 99
Maetra 187
Maetra (subgenus) 188
Mactridae 186
Maetrinula 188
maculata – *Arca* 150
maculata – *Maetra* 187
maculata – *Pinctada* 156
maculata – *Terebra* 106
maculatum – *Dolium* 65
maculatum – *Tonna* 65
maculatus – *Hippopus* 186
maculatus – *Trochus* 27
maculifera – *Cypraea* 53
maculifera – *Mauritania* 53
maculigera – *Thordisa* 127
maculosa – *Anadara* 146
maculosa – *Gari* 205
maculosa – *Natica* 57
maculosa – *Nerita* 30
maculosa – *Psammobia* 205
- maculosa** – *Pyramidella* 114
maculosa *Hypselodoris* 125
maculosum – *Acrosterigma* 177
maculosum – *Cardium* 177
Maculotriron 71
madokai – *Sepia* 135
madreporarum – *Chlamys* 166
madreporarum
– *Coralichlamys* 166
madreporarum
– *Coralliophila* 78
madreporarum – *Pecten* 166
madreporarum – *Quoyula* 78
Magilus 78
magna – *Abrina* 203
magnifica – *Amaea* 67
magnifica – *Chromodoris* 124
magnum – *Acrosterigma* 177
magus – *Conus* 109
maillardi – *Coralliobia* 78
maillardi – *Magilus* 78
major – *Armina* 132
major – *Arrmina* 132
major – *Harpa* 94
major – *Melanella* 68
malaccana – *Leiosolenus* 141
malaccana – *Lithophaga* 141
malaccanus – *Lithodomus* 141
Malea 65
Malleidae 157
Malleus 157, 164
malleus – *Malleus* 157
malleus – *Ostrea* 157
Malvufundus 157, 164
mamilla – *Livonia* 91
mamilla – *Voluta* 91
mammata – *Polinices* 56
Mammilla 56
mammilla – *Baryspira* 91
mammilla – *Natica* 58
mammilla – *Polinices* 58
manaceana – *Lithophaga* 142
Mancinella 71
mancinella – *Mancinella* 71
mancinella – *Purpura* 71
mancinella – *Thais* 71
Mangelia 105
manilensis – *Barnea* 223

- manillae** – Pitar 218
manni – Dicyathifer 225
manni – Teredo 225
mansitii – Cardium 184
mansitii – Maoricardium 184
mansitii – Plagiocardium 184
Mantellum 161
mantichora – Oliva 92
Maoricardium 184
Maoricrater 18
mappa – Cypraea 53
mappa geographica
 – Leporicypraea 53
mappa panerythra
 – Leporicypraea 53
mappa rosea
 – Leporicypraea 53
marchadi – Jorunna 129
Marcia 215
margaricola – Drupa 70
margaritacea – Crassostrea 162
margaritacea var. **artratorus**
 – Ostrea 162
margaritarius – Clanculus 24
margariticola – Cronia 70
margariticola – Drupa 70
margariticola – Ergalatax 70
margariticola – Morula 70
margaritifera – Avicula 156
margaritifera – Meleagrina 156
margaritifera – Mytilus 156
margaritifera – Nassa 85
margaritifera – Pinctada 156
margaritiferus – Nassarius 86
margaritula – Bufonaria 59
marginata – Chromodoris 124
marginatra – Cronia 74
marginatra – Drupa 74
marginatra – Morula 74
marginatra – Semiricinula 74
marginatus
 – Hexabranthia 128
marginatus – Octopus 138
marginatus marginatus
 – Strombus 44
marginatus robustus
 – Strombus 44
marginatus succintus
 – Strombus 45
Marginella 94
Marginellidae 94
Marginellona 94
margritifera – Nassa 86
margritifera – Zeuxis 86
marica – Chione 220
marica – Timoclea 220
marica – Venus 220
maridadalus – Hypselodoris 125
marilina – Laternula 227
Marionia 131
marmorata – Katelaysia 215
marmorata – Marcia 215
marmoratus
 – Ensiculus 192, 195
marmoratus – Ensis 195
marmoratus – Musculus 145
marmoratus – Phaxas 195
marmoratus – Turbo 23
marmorea – Nassa 86
marmoreum – Cardium 177
marmoreus – Nassarius 86
marmoreus Conus 109
Marmorostoma 22
marochiensis – Natica 57
marochiensis – Nerita 57
marsupium – Isognomon 159
marsupium – Perna 159
Martensia 224
martensii – Avicula 156
martensii – Pinctada 156
Martesia 224
martinetana – Pterynotus 74
martini – Eulima 68
martini – Melanella 68
martinianus – Murex 72
marybethi – Siphonalia 81
massa – Lyrodus 225
massa – Teredo 225
Mastonia 66
matacotana – Teredo 226
matocotana – Tereidothyra 226
matsumotoi – Mimarcaria 153
maura – Oliva 93
maurica – Venus 220
Mauritania 49
Mauritia 49, 54
mauritiana – Cypraea 53
mauritanus – Strombus 44
mawae – Latiaxis 78
Maxacteon 117
maxima – Architectonica 113
maxima – Lutraria 186
maxima – Maleagrina 156
maxima – Nerita 30
maxima – Pinctada 156
maxima – Tridacna 186
maximum – Solarium 113
maximus – Tectus 26
maximus – Trochus 26
medusae – Serpularbis 49
Megacardita 176
Megangulus 199
megotara – Psiloteredo 225
megotara – Teredo 225
Meiocardia 209
mekranensis konoii
 – Xenophora 48
melacantha – Angaria 24
Melampus 133
Melanella 68
Melanellidae 68
melanostoma – Littoraria 39
melanostoma – Littorina 39
melanostoma – Mammilla 56
melanostoma – Natica 56
melanostoma – Polinices 56
melanostoma – Strombus 43
melanostomoides
 – Mammilla 56
melanostomus – Cantharus 80
melanostomus – Polinices 56
melanostomus – Strombus 43
Melaraphe (subgenus) 39, 40
melastomus – Polinices 58
Meleagrina (subgenus) 156
Meleagrina 155, 156
Melibe 131
Melinella 68
Melo 91
melo – Cymbium 91
melo – Melo 91
melongena – Mitra 99
melongena – Vexillum 99
Melongenidae 88

- melvilli* – *Latirulus* 89
melvilli – *Pyrgulina* 115, 117
membranaceus – *Octopus* 138
mendicaria – *Engina* 80
mendicus – *Nassarius* 86
menkei – *Gafrarium* 213
mera – *Mactra* 188
Meretrix 215
meretrix – *Meretrix* 216
meretrix – *Venus* 216
meretrix var. *castanea*
– *Meretrix* 216
meretrix var. *zonaria*
– *Meretrix* 215
Merica 100
Merisca 199
meroe – *Sunetta* 220
Meropesta 188
merose – *Sunetta* 220
Mesodesma 189
Mesodesmatidae 189
Mesogastropoda 31
Mestasisiphon (subgenus) 133
Metasepia 134
metcalfei – *Modiolus* 143
metcalfei – *Musculus* 143
Metula 81
Mexichromis 125
meyeri – *Apolymetis* 197
micans – *Macoma* 201
micans – *Peronidia* 201
micans – *Pulvinus* 201
michanu – *Columbella* 82
michau – *Fissilabra* 36
michau – *Mitra* 99
michau – *Quoyia* 36
michau – *Vexillum* 99
Microcardium 183
microdon – *Cypraea* 53
microdon – *Palmadusta* 53
Microfragum 177
micronodulosa – *Gouldia* 214
microphyllus – *Chicoreus* 69
microphyllus – *Murex* 69
microptera – *Cerithidea* 37
micropterus – *Modiolus* 143
miles – *Chiton* 13, 14
miles – *Conus* 109
miles – *Squamopleura* 14
miliaris – *Conus* 109
miliaris – *Cypraea* 53
miliaris – *Tectarius* 40
miliaris – *Vitularia* 77
miliaris eburnea – *Cypraea* 51
miliaris eburnea – *Erosaria* 51
millegrana – *Littorina* 41
millegrana – *Nodilittorina* 41
millegranus – *Tectarius* 41
millepunctata
– *Lophiotoma* 103
millepunctatus – *Conus* 109
millipeda – *Lambis* 43
Mimachlamys 167
Mimarcaria 153
mindanensis – *Timoclea* 220
miniacea – *Oliva* 92
minima – *Siliqua* 193, 195
minus – *Conus* 109
Minnivola 168
Minolia 25
minor – *Gari* 206
minor – *Soletellina* 206
minor – *Zirfaea* 224
minoridens – *Cypraea* 53
minuta – *Fabulina* 198
minuta – *Nitidotellina* 198
minuta – *Tellina* 198
minuta – *Timoclea* 220
minuta – *Veremolpa* 220
mirabile – *Vepricardium* 185
miranda – *Musculus* 145
mirandus – *Musculus* 145
Mitra 95
mitra – *Mitra* 96
mitralis – *Nassarius* 86
mitralis – *Otopleura* 114
mitralis – *Pyramidella* 114
mitralis – *Tarazeuxis* 86
mitratus – *Conus* 109
Mitrella 82
mitrella – *Metula* 81
Mitridae 95
Mitrularia 46
miyatensis – *Moerella* 201
miyatensis – *Semelangulus* 201
miyatensis – *Tellina* 201
modax – *Ostrea* 164
modax – *Sacostrea* 164
modesta – *Anisocorbula* 222
modesta – *Architectonica* 113
modesta – *Corbula* 222
Modiola 143
Modiolinae 142
Modiolus 143
modiolus – *Modiolus* 143
modiolus brasiliensis
– *Mytilus* 143
Modulidae 36
Modulus 36
Moerella 200
moltkiana – *Isocardia* 209
moltkiana – *Meicordia* 209
moluccensis – *Macoma* 201
moluccensis – *Psammotreta* 201
moluccensis – *Tellinactra* 201
monachialis – *Mitra* 95
monachus – *Conus* 109
moneta – *Cypraea* 53
moneta – *Monetaria* 53
moneta icterina – *Erosaria* 53
Monetaria 51, 53
Monilea 25
monilifera – *Gemmula* 102
monilifera – *Pleurotoma* 102
moniliferum – *Cerithium* 33
moniliferum – *Clypeomorus* 33
moniliferus – *Clypeomorus* 33
monilis – *Terebra* 106
Monodonta 25
Montacuta 175
Montacutidae 175
Montacutona (subgenus) 175
montrouzieri – *Amalda* 91
montrouzieri – *Ancillaria* 91
montrouzieri – *Dendrodoris* 127
Mopalia 13
Mopaliidae 13
morbida – *Calyptrea* 47
mordax – *Ostrea* 164
mordax – *Saccostrea* 164
moreleti – *Cerithidea* 37
morosa – *Nembrotha* 130
morosa – *Tambja* 130
mortenceni – *Arca* 148

- mortenseni* – *Anadara* 148
mortenseni – *Arca* 148
Morula 71
Morum 94
morum – *Drupa* 69
morus – *Cerithium* 33
morus – *Clypeomorus* 33
morus var. *nigrofasciatum* – *Cerithium* 33
mucronata – *Eulima* 68
mucronata – *Nassa* 86
mucronata – *Oliva* 92
mucronatus – *Nassarius* 86
multiformis – *Batillaria* 36
multimuricatus
– *Spondylus* 170
multiplicata – *Nassaria* 81
multiplicatum – *Haustellum* 71
multiplunctatum – *Cardium* 183
multiplunctatum – *Discors* 183
multiplunctatum
– *Laevicardium* 183
multispinosum – *Cardium* 185
multispinosum
– *Vepricardium* 182, 185
multisquamosa – *Chama* 172
multistriata – *Atys* 119
multistriata – *Limopsis* 154
multistriata – *Martesia* 224
multistriatum – *Cardium* 177
multisulcatum – *Teinostoma* 42
multituberculata
– *Glossodoris* 125
multituberculata –
Mexichromis 125
munda – *Glycymeris* 155
munda – *Tucetona* 155
Munditia 22
mundum – *Cymatium* 63
Murex 59, 72
muricata – *Colubraria* 80
muricata – *Nassa* 83
muricata – *Pinna* 160
muricata – *Plicatula* 164
muricatus – *Nassarius* 83
muricatus – *Strombus* 45
Muricidae 68
muricina – *Cronia* 77
muricina – *Thais* 77
muricinum – *Cymatium* 63
muricinum – *Gutturium* 63
Muricodrupa 73
muricoides – *Drupa* 75
muricoides – *Semiricinula* 75
muriculatus – *Conus* 109
murrayi – *Macoma* 199
mus – *Diodora* 20
muscaria – *Terebra* 106
Musculista 144
Musculus 143, 144
musicus – *Conus* 109
musiva – *Drupa* 72
musiva – *Morula* 72
musivum – *Sistrum* 72
mustelina – *Cassidula* 133
mustelina – *Oliva* 92
mustelinus – *Conus* 110
mutabilis – *Hormomya* 141
mutabilis – *Strombus* 45
mutsuwanensis – *Mysella* 175
Myadora 227
Myadoropsis (subgenus) 227
Myochamidae 227
Myoida 222
Myrtea 173
Mysella 175
Mysella (subgenus) 175
mythiloides – *Gastrochaena* 223
Mytilocardia 175
Mytilocardita 175
Mytilidae 140
Mytiloidea 140
mytiloides – *Crenatula* 158
mytiloides – *Gastrochaena* 223
Mytilus 145
Myurella 105
- N**
Nacellidae 17
nagasakiensis – *Latirus* 90
nana – *Circe* 210
nana – *Eucrassatella* 176
nana – *Fusolatirus* 89
nana – *Gouldia* 210
nana – *Latirus* 89
nana – *Nassa* 84
nana – *Nassarius* 84
nana – *Nipponocrassatella* 176
nanus – *Crassatellites* 176
Naquetia 73
Narona 100
narutoensis – *Cadella* 198
narutoensis – *Tellina* 198
Nassa 73
Nassa – *marginulata* 85
Nassa (subgenus) 83, 84, 86
Nassaria 81
Nassariidae 83
Nassarius 83
nassatula – *Latirus* 90
nassatula – *Peristernia* 90
Nassodonta 88
nasuta – *Lithophaga* 142
nasuta – *Macoma* 199
natator – *Gyrineum* 64
natator – *Triton* 64
natatrix – *Argobuccinum* 64
natatrix – *Bursa* 64
Natica 56
Naticidae 55
naucum – *Atys* 119
Nausitora 225
nautica – *Melo* 91.
Nautilidae
Nautiloidea 134
Nautilus
navalis – *Teredo* 225
Navicula 150
navicularis – *Arca* 150
navicularis – *Navicula* 150
nebrites – *Cypraea* 53
nebulosa – *Terebra* 106
neglecta – *Cypraea* 52
neglectum – *Eglisi* 67
neglectum – *Epitonium* 67
neglectus – *Octopus* 138
nelliiae – *Turricula* 104
nelliiae spurius – *Turricula* 104
Nembrotha 130
Nemocardium 183
Neocancilla 96
Neocollonia 22
Neogastropoda 68
Neohaustator 35

- Neosiliqua* 196
neostina – *Oliva* 92, 93
Nerita 29
 Neritidae 28
Neritina 31
neritoidea – *Coralliophila* 78
neritoides – *Monodonta* 26
neritoideum – *Sinum* 58
neritoideus – *Sigaretus* 58
 Neritopsidae 28
 Neritopsina 28
Neritopsis 28
Nesiocypraea 52
nesioticum – *Cerithium* 32
Neverita (subgenus) 56
nhatrangensis – *Aldisa* 125
nicobarica – *Chrysostoma* 24
nicobarica – *Meropesta* 188
nicobarica – *Standella* 188
nicobaricum – *Cymatium* 63
nicobaricus – *Fasciolaria* 89
nicobaricus – *Fusinus* 89
nicobaricus – *Mytilus* 145
nicobaricus – *Spondylus* 170
nigentira – *Tegula* 27
nigerrima – *Chlorostoma* 27
nigerrima – *Diloma* 27
nigerrima – *Nembrotha* 130
nigerrima – *Tegula* 27
nigra – *Atrina* 160
nigra – *Coriocella* 47
nigra – *Cyerce* 121
nigra – *Dendrodoris* 127
nigra – *Lamellaria* 47
nigra – *Phyllidiella* 129
nigra – *Pinctada* 156
nigra – *Pinna* 160
nigra – *Planaxis* 36
nigra – *Supplanaxis* 36
nigrina – *Pinna* 160
nigrocincta – *Glyphostoma* 112
nigrocincta – *Lienardia* 112
nigromarginata
 – *Crassostrea* 162
nigropunctata – *Elysia* 121
Nihonia 103
niloticus – *Tectus* 26
niloticus – *Trochus* 26
niloticus maximus – *Tectus* 26
nimbosa – *Callista* 215
nimbosa – *Macrocallista* 215
nioba – *Callista* 210
Niotha 84
Niotha (subgenus) 83, 84, 86, 87
Nipponacmaea 19
Nipponaphera 100
nipponica – *Anisocorbula* 222
nipponica – *Asaphis* 204
nipponica – *Corbula* 222
nipponica – *Heteroglypta* 204
nipponica – *Modiolus* 144
nipponicus – *Modiolus* 144
Nipponocrassatella 176
Nipponololigo 136
Nipponololigo (subgenus) 136
Niso 68
Nitidotellina 200
nitidula – *Charonia* 80
nitidula – *Colubraria* 80
nitidula – *Nitidotellina* 200
nitidula – *Tellina* 200
nitidulus – *Triton* 80
nitidum – *Cerithium* 34
nitidus – *Donax* 208
nitidus – *Lioberus* 141
nitidus – *Modiolus* 141, 144
nivea – *Arca* 152
nivea – *Barbatia* 152
nivea – *Engina* 86
nivea – *Nassa* 86
nivea – *Nassarius* 86
nivea – *Tomopleura* 112
nobilis – *Architectonica* 113
nobilis – *Aulica* 90
nobilis – *Bufonaria* 59
nobilis – *Chlamys* 167
nobilis – *Cymbiola* 90
nobilis – *Phyllidiella* 129
nobilis – *Pinna* 160
nobilis – *Pseudovertagus* 34
nobilis – *Volutocorna* 90
nodatus – *Latirus* 90
nodocincta – *Rissoina* 42
nodocostata – *Morula* 72
nodifera – *Anadara* 148, 151
nodifera – *Nassa* 86
nodifera – *Pleurotoma* 104
nodifera – *Tegillarca* 148
nodiferus – *Nassarius*
Nodilittorina 40
Nodipecten 165
nodosa – *Angaria* 24
nodosa – *Mitra* 98
nodulifer – *Pecten* 165
noduliferus
 – *Bractechlamys* 165
noduliferus – *Nodipecten* 165
nodulosa – *Hoplodoris* 126
nodulosum – *Cerithium* 32
nodulosus – *Ptychobela* 103
nodulosus – *Tectarius* 41
nodulosus – *Trochus* 41
nodus – *Drupa* 72
nodus – *Ricinula* 72
Noetia 150
 Noetiidae 153
normandavidsoni – *Turris* 104
notabila – *Yoldia* 140
notabilis – *Yoldia* 140
Notarchus 122
Notaspidea 122
notata – *Clypidina* 20
notata – *Lophiotoma* 103
notiperda – *Discodoris* 126
Notoacmea 19
Notomyrtea 173
Notomyrtea (subgenus) 173
Notoplax 15
noumeae – *Peltdoris* 126
noumeae – *Platydorid* 127
novaehollandiae – *Cerithium* 32
novaehollandiae – *Vermetus* 49
novaezelandiae
 – *Nodilittorina* 41
novaezelandiae – *Tectarius* 41
nuberculata – *Primovula* 55
Nucella 73
nuclea – *Rossiteria* 26
nucleus – *Cassidula* 133
nucleus – *Cypraea* 53
nucleus – *Isognomon* 159
nucleus – *Monilea* 26
nucleus – *Parviperna* 159
nucleus – *Pedalion* 159

- nucleus* – *Perna* 159
nucleus – *Rossiteria* 26
nucleus – *Staphylaea* 53
Nucula 139
Nuculana 139
Nuculanidae 139
Nuculidae 139
Nudibranchia 124
numisma – *Ostrea* 164
numisma – *Parahyotissa* 164
Nunella 23
nussatella – *Conus* 110
nuttali – *Pterynotus* 74
nux – *Chlamys* 166
nux – *Cryptopecten* 166
nux – *Pecten* 166
nux – *Pinguitellina* 200
nux – *Tellina* 200
nympha – *Mitra* 96
-
- obelisca* – *Mitra* 99
obeliscum – *Vexillum* 99
obeliscus – *Tectus* 26
obeliscus – *Trochus* 26
obeliscus – *Vexillum* 99
obesa – *Eucithara* 112
obesa – *Glossocardia* 208
obesa – *Lithophaga* 142
obesa – *Lithophagus* 142
obesa – *Littoraria* 39
obesa – *Littorinopsis* 39
obesa – *Modiolus* 142
obesum – *Cerithium* 33
Oblimopa 154
obliquata – *Barbatia* 152
obliquata – *Scalptia* 100
obliquata – *Trigonostoma* 101
obliquatum – *Pitar* 218
oblonga – *Arca* 148
oblonga – *Cancellaria* 100
oblonga – *Cycladicama* 174
oblonga – *Eunaticina* 55
oblonga – *Joannisiella* 174
oblonga – *Lutraria* 187
oblonga – *Merica* 100
oblonga – *Soletellina* 206
oblongata – *Diplodonta* 174
oblongum – *Sinum* 55
oblongum – *Trapezium* 208
oblongus – *Merica* 100
obscura – *Charonia* 80
obscura – *Colubraria* 80
obscura – *Triton* 80
obscurata – *Tapes* 220
obtecta – *Aspidopholas* 223
obtecta – *Martesia* 223
obtecta – *Pholas* 223
obtusa – *Cerithidea* 37
obtusa – *Spathoteredo* 225
obtusa – *Teredo* 225
obtusoides – *Barbatia* 152
obtusus – *Potamides* 37
occa – *Maleagrina* 155
occidens – *Gari* 205
occidens – *Spondylus* 171
ocellata – *Columbella* 83
ocellata – *Cypraea* 53
ocellata – *Mitra* 97
ocellata – *Pyrene* 83
ocellata – *Scabricola* 97
ocellata – *Swainsonia* 97
ocellatus – *Aplysia* 122
ocellatus – *Octopus* 138
ocellatus – *Placobranchus* 122
ocellatus – *Plakobranchus* 121
ocelligera – *Acclesia* 122
ochrostoma – *Drupa* 74
ochrostoma – *Drupella* 74
ochrostoma – *Morula* 74
ochrostoma – *Pascula* 74
octangulatum – *Dentalium* 228
Octopoda 138
Octopodidae 138
Octopus 138
Octopus – *dollfusi* 138
odhneri – *Risbecia* 125
Odostomia 114
oenigmatica – *Anomia* 169
ohrysalis – *Mitra* 95
ohshimai – *Fronsella* 175
Okenia 128
olearium – *Dolium* 65
olearium – *Tonna* 65
Olimopa 154
Oliva 91
oliva – *Oliva* 93
olivacea – *Arca* 153
olivacea – *Estellacar* 153
olivacea – *Marionia* 131
olivacea – *Montacutona* 175
olivacea – *Nassa* 86
olivacea – *Striarca* 153
olivaceum – *Buccinum* 86
olivaceum var. – *Buccinum* 87
olivaceus – *Nassarius* 86
Olivancillaria 94
olivator – *Argobuccinum* 64
Olivella 94
Olividae 91
Omala 200
omani – *Sepia* 135
omaria – *Conus* 110
Ommastrephidae 137
Omphalius 27
onca – *Natica* 57
onca chinensis – *Natica* 57
Onchidiidea 132
Onchidium 132
Onithochiton 14
Onustus 48
onyx – *Cypraea* 53
onyx – *Eronea* 53
opacus – *Polinices* 56
opalina – *Omala* 200
opalina – *Tellinides* 200
opalus – *Mangelia* 105
opalus – *Plagiostropha* 105
opercularis – *Aequipecten* 168
Opisthobranchia 117
optima – *Scutellastra* 17
Orania 73
Orbicularia 195
orbicularis – *Elizia* 195
orbicularis – *Orbicularia* 195
orbiculata – *Dosinia* 212
orbiculata – *Orbicularia* 195
orbignyana – *Coralliophila* 77
orbignyi – *Conus* 110
orbita philippinense
 – *Vasticardium* 181, 185
orearium – *Tonna* 65
oriens – *Gari* 205
orientale – *Promaltellum* 161

- orientalis* – *Lima* 161
orientalis – *Limaria* 161
orientalis – *Philine* 119
orientalis – *Pholas* 224
ornata – *Atagema* 127
ornata – *Cerithidea* 38
ornata – *Elysia* 121
ornata – *Kalinga* 130
ornata – *Lioconcha* 214
ornata – *Mactra* 188
ornata – *Nassa* 88
ornata – *Nerita* 30
ornata – *Oliva* 93
ornatum – *Nassarius* 88
ornatum – *Vexillum* 98
ornatum coccineum
– *Vexillum* 98
oryza – *Trivia* 55
oryza – *Trivirostra* 55
oryzaformis – *Bankia* 225
oryzarum – *Nerita* 30
Oscilla 114
oshimai – *Loligo* 137
oshimai – *Octopus* 138
Ostrea 163
Ostreidae 161
Ostreoida 161
Otopleura 114
Otopleura (subgenus) 114
oualaniensis – *Clithon* 29
oualaniensis – *Theodoxus* 29
ova – *Martesia* 224
ovalis – *Haloa* 119
ovalis – *Haminoea* 119
ovata – *Electroma* 155
ovata – *Gastrochaena* 223
ovata – *Pteria* 155
ovina – *Haliotis* 20
ovina – *Ovinotis* 20
Ovinotis 20
Ovula 55
Ovulidae 55
ovulum – *Octopus* 138
ovum – *Amphiperas* 55
ovum – *Cypraea* 53
ovum – *Martesia* 224
ovum – *Meretrix* 216
ovum – *Ovula* 16, 55
ovum ovum – *Erronea* 53
Oxygyrus 66
oxytropis – *Pleurotoma* 103
oxytropis – *Polystira* 103
oxytropis – *Turris* 103
oyamai – *Tutufa* 60
- P**
- pacei* – *Pyramidella* 114, 115
pacificus – *Todarodes* 137
pacifica – *Chama* 172
padipulum – *Pedalion* 159
paetelianus – *Latirus* 90
pafia – *Anaitis* 210
pagodus – *Conus* 110
pagodus – *Latiaxis* 78
palatam – *Arcopagia* 197
palatam – *Tellina* 197
palatum – *Quidnipagus* 197
pallasii – *Epitonium* 67
pallescens – *Littoraria* 40
Pallida 53
pallida – *Cypraea* 53
pallida – *Doriopsilla* 128
pallida – *Gari* 205
pallida – *Janthina* 66
pallida – *Pallida* 53
pallidula – *Xenophora* 48
Palliolum 166
pallium – *Gloripallium* 167
pallium – *Pecten* 167
Palmadusta 50, 53, 54, 55
palmarosae – *Chicoreus* 69
palmarosae – *Murex* 69
palmipes – *Ostrea* 162
palustris – *Terebralia* 38
panama – *Purpura* 74
Pandora 227
Pandoridae 227
pantherina – *Jorunna* 129
pantherina – *Pythia* 133
papalis – *Mitra* 96
Paphia 216
paphia – *Chione* 210
Paphies 189
papilio – *Desmopterus* 123
papilio – *Neocancilla* 97
papilio – *Strombus* 45
papilla – *Eunaticina* 56
papilla – *Sigaretus* 56
papilla – *Sinum* 56
papillata – *Sphaerodoris* 125
papillatus – *Actinocyclus* 125
papillosa – *Echinella* 42
papillosa – *Nassa* 86
papillosus – *Nassarius* 11, 86
papyracea – *Clementia* 211
papyracea – *Placuna* 169
papyracea – *Psammotreta* 201
paradoxum – *Chrysostoma* 24
Paradrillia 103
Parahyotissa 163, 164
paralella – *Neritina* 31
Parallelepipedum 153
Parapholas 224
parasitica – *Modiola* 144
parasitica – *Terua* 144
parasitica – *Ostrea* 164
parasitica – *Saccostrea* 164
Paratectonatica 57
pardalina – *Columbella* 83
pardarlina – *Pyrene* 83
Pardosinia 211
parki – *Teredo* 225
parthenopeum – *Cymatium* 63
parva – *Monodonta* 26
parva – *Pharaonella* 202
parva – *Tellinella* 202
Parvamussium 165
Parvicardium 178
Parviperna 159
parvula – *Aplysia* 122
Pascula 74
Patella 17
Patellidae 17
Patellogastropoda 17
Patelloida 19
patipulum – *Isognomon* 159
patipulum – *Pedalion* 159
patipulum – *Perna* 159
patula – *Crepidula* 47
patulum – *Cerithium* 33
patulum – *Clypeomorus* 33
paucigranosa – *Anadara* 149
paucigranosa – *Arca* 149

- paula* – *Curvemysella* 175
paulucciae – *Crassostrea* 162
pauluccix – *Ostrea* 162
paupera – *Nassa* 86
paupercula – *Mitra* 96
pauperculus – *Conus* 110
pauperus – *Hima* 86
pauperus – *Nassarius* 86
paytenorum – *Codakia* 173
pazi – *Psammobia* 205
Peasiella 41
pechiliensis – *Laternula* 227
Pecten 168
Pecten – *corallinoides* 165
pecten – *Murex* 72
pectinata – *Atrina* 159
pectinata – *Circe* 213
pectinata – *Cytherea* 213
pectinata – *Isognomon* 159
pectinata – *Perna* 159
pectinata – *Pinna* 159
pectinata – *Siphonaria* 134
pectinata penna – *Atrina* 160
pectinatum – *Cardium* 183
pectinatum – *Gafrarium* 213
pectinatum – *Laevicardium* 183
pectinatum – *Lyrocardium* 183
Pectinidae 165
pectiniforme – *Cardium* 185
pectiniforme
– *Vasticardium* 181, 185
pectiniformis – *Pectunculus* 155
pectiniformis – *Tucetona* 155
Pectunculus 155
pectunculus – *Tucetona* 155
Pedalion 159
pedicellatus – *Lyrodus* 225
Pedum 168
pelagica – *Phylliroe* 132
pelagica – *Scyllaea* 131
pele – *Homalocantha* 71
Pelecypora 217
Pelecypoda 139
pellisserpentis – *Mitra* 96
pellistigrina – *Natica* 57
pellucida – *Clypeomorus* 33
pellucidum var. *depauperata*
– *Cerithium* 33
peloronta – *Nerita* 30
pelseener – *Chlamys* 167
pelseeneri – *Argopecten* 167
pelta – *Acmaea* 18
pelta – *Collisella* 18
pelta – *Lottia* 18
Peltodoris 126
penelegans – *Modiolus* 143
penguin – *Pteria* 157
penicillata – *Dosinella* 212
penicillata – *Dosinia* 212
Penicillus 226
penis – *Brechites* 226
penna – *Atrina* 160
penna – *Pinna* 160
pennaceus – *Conus* 110
Pentadactylus 69
perca – *Apollon* 64
perca – *Gyrineum* 64
perdistorta – *Distorsio* 62
perdix – *Architectonica* 113
perdix – *Dolium* 65
perdix – *Solarium* 113
perdix – *Tonna* 65
perdix var. *penhala* – *Tonna* 65
perelegans – *Bufonaria* 59
perfragilis – *Arcuatula* 144
perfragilis – *Modiolus* 144
perfragilis – *Musculista* 144
perfragilis – *Musculus* 144
pergrandis – *Conus* 110
pergranosa – *Poromya* 227
Periglypta 217
Periploma 226
Periplomatidae 226
Peristernia 90
Perna 145
perna – *Pharaonella* 202
perna – *Tellina* 202
perna – *Tellinella* 202
pernum – *Isognomon* 159
perobliqua – *Eunaticina* 56, 116
perobliquus – *Eunaticina* 56
perobliquus – *Sigaretus* 56
peroni – *Liotia* 22
peronii – *Atlanta* 66
peronii – *Liotina* 22
perornatum – *Cardium* 177
perornatum
– *Ctenocardia* 177, 179
perornatum – *Fragum* 177
Perotrochus 20
perplexa – *Arcopagia* 197
perplexa – *Merisca* 197
perplexa – *Tellina* 197
perrieri – *Haminoea* 120
Perrinia 26
persica – *Purpura* 74
Persicula 95
persicula – *Persicula* 95
persimelis – *Semicassis* 61
persimilis – *Phalium* 61
persona – *Acmaea* 18
personata – *Circe* 210
Personidae 62
Personopsis 62
perspectiva – *Architectonica* 113
perspectivum – *Solarium* 113
pertusa – *Terebra* 106
perviridis – *Avicula* 156
peselephanti – *Polinices* 58
psematatis – *Anadara* 149
pestigris – *Crassostrea* 163
pestigris – *Ostrea* 163
pestigris – *Planostrea* 163
pestigris – *Saccostrea* 163
Petalococonchus 49
petechialis – *Meretrix* 216
petholatus – *Turbo* 23
petiveria – *Natica* 56
petri – *Pyrgolampros* 114
Petricola 214, 221
Petricolidae 221
petrosa – *Clypeomorus* 34
petrosa chemnitzianum
– *Clypeomorus* 34
petrosus – *Clypeomorus* 34
petrosus – *Clypeomorus* 34
petrosus – *Contumax* 34
pfeifferianum – *Cymatium* 63
pfeifferianus – *Triton* 63
Phacoides 173
Phacosoma 211
Phalium 60
Phanerophthalmus 120
Pharaonella 202

- pharaonis**
– *Brachidontes* 140, 141
- pharaonis** – *Sepia* 135
- Pharella* 196
- Pharidae 194
- phaseolina* – *Martesia* 224
- phaseolinus* – *Tapes* 220
- Phasianella* 39
- Phaxas* 194, 195
- Phenacolepadidae 31
- Phenacolepas* 31
- Phenacovolva* 55
- Philine* 119
- Philinidae 119
- Philinopsis* 119
- Philippia* 114
- philippiana** – *Anodontia* 172
- philippiana* – *Littorina* 40
- philippiana* – *Lucina* 172
- philippianus* – *Ensiculus* 195
- philippii* – *Chione* 215
- philippii* – *Tapes* 215
- philippina* – *Lioconcha* 214
- philippinarum* – *Hyalina* 95
- philippinarum*
– *Hystericoncha* 214
- philippinarum** – *Lioconcha* 214
- philippinarum** – *Lutraria* 187
- philippinarum* – *Meretrix* 214
- philippinarum* – *Modiola* 144
- philippinarum** – *Modiolus* 144
- philippinarum** – *Moerella* 200
- philippinarum* – *Paphia* 219
- philippinarum** – *Ruditapes* 219
- philippinarum* – *Tapes* 219
- philippinarum* – *Tellina* 200
- philippinarum* – *Venerupis* 219
- philippinarum* – *Volvarina* 95
- philippinensis** – *Bankia* 225
- philippinensis* – *Brechites* 226
- phoebia* – *Astraea* 21
- Pholadidae 223
- Pholadidea* 224
- Pholadomyoidea 226
- Pholas* 224
- Phos* 81
- Photololigo* (subgenus) 137
- Phyllidia* 129
- Phyllidiella* 129
- Phyllidiidae 129
- Phyllidiopsis* 130
- Phyllirhoe* 131
- Phylliroe* 131
- Phylliroidea 131
- Phyllobranchus* 121
- phymotis** – *Stomatia* 28
- physioides** – *Electroma* 155
- physis** – *Hydatina* 118
- pica* – *Chlamys* 169
- pica** – *Mitra* 96
- pica* – *Thais* 77
- picta** – *Architectonica* 113
- picta* – *Crenatula* 158
- picta* – *Cytherea* 214
- picta* – *Lioconcha* 214
- picta* – *Meretrix* 214
- picta* – *Nassa* 88
- picta* – *Nassarius* 88
- pila** – *Anodontia* 172
- pila* – *Cassis* 61
- pila* – *Semicassis* 61
- pileare** – *Cymatium* 63
- pileare* – *Lampusia* 63
- pileare* – *Sympulium* 63
- pilearis* – *Lotorium* 63
- pilearis* – *Murex* 63
- pilearis* – *Triton* 63
- pilosa** – *Melibe* 131
- pilosus* – *Septifer* 145
- pilosus* – *Tichogonia* 145
- pilsbryi** – *Latiaxis* 78
- pilula** – *Anadara* 149
- pilula* – *Arca* 149
- pilula** – *Bothropoma* 22
- pilula* – *Leptothyra* 22
- pilula* – *Neocollonia* 22
- pilula* – *Potiarca* 149
- Pinctada* 155
- pinguis** – *Pinguitellina* 200
- pinguis* – *Tellina* 200
- Pinguitellina* 200
- Pinguitellina* (subgenus) 200
- Pingutellina* 200
- Pinna* 160
- pinnatus* – *Murex* 74
- pinnatus* – *Pterinatus* 74
- pinnatus* – *Pterynotus* 74
- Pinnidae 159
- pintado* – *Littoraria* 40
- piperitum* – *Cerithium* 32
- pipus** – *Strombus* 45
- piriformis* – *Natica* 58
- Pirula* 61
- Pisania* 81
- pisori** – *Latiaxis* 78
- Pistris* (subgenus) 199
- Pitar* 218
- Placamen* 218
- Placamen* – *lamellata* 219
- placenta** – *Placuna* 169
- placida* – *Glossodoris* 125
- placida** – *Hypselodoris* 125
- Placuna* 169
- Placunidae 169
- Plagiocardium* 184
- Plagiostropha* 105
- Plakobranchidae 121
- Plakobranchus* 121
- plana** – *Crepidula* 47
- plana** – *Olivella* 94
- Planaxidae 36
- Planaxis* 36
- planiuscula* – *Periploma* 226
- planorbis** – *Conus* 110
- planorbis** – *Dendropoma* 49
- planorbis* – *Spirogyphus* 49
- planorbis* – *Vermetus* 49
- planospira** – *Nerita* 30
- Planostrea* 163
- planulata** – *Soletellina* 206
- planulata** – *Stomatella* 28
- planulatum* – *Sinum* 58
- platam* – *Quidnipagus* 197
- platessus* – *Callochiton* 12
- Platomysia 175
- Platydorididae 126
- Platydoris* 126
- platyptycha** – *Tapes* 220
- plebeja* – *Idalia* 128
- plebeja** – *Okenia* 128
- Plectodon* 228
- Plesiothyreus* 31
- Pleurobranchaea* 122
- Pleurobranchidae 122

- pleuronectes* – *Amusium* 165
pleuronectes – *Pecten* 165
Pleurophyllidia 132
Pleuroplocia 90
Pleurotoma 101, 103
Pleurotomariidae 20
plica – *Decatopecten* 166
plica – *Pecten* 166
Plicarcularia 84, 85
Plicarcularia (subgenus) 87
plicaria – *Mitra* 99
plicarium – *Vexillum* 99
plicata – *Arca* 152
plicata – *Barbatia* 152
plicata – *Nerita* 30
plicata – *Oliva* 93
plicata – *Ostrea* 164
plicata – *Plicatula* 164
plicata – *Pyramidella* 114
plicatellus – *Nassarius* 86
Plicatula 164
plicatula – *Alectryonella* 161
plicatula – *Ostrea* 161
Plicatulidae 164
plicatum – *Acar* 146
plicatus – *Arca* 152
plicatus – *Lioberus* 141
plicatus – *Modiolus* 141, 144
plicatus – *Strombus* 45
plicatus pulchellus
– *Strombus* 45
pliciferoides – *Siratus* 75
Plocamopherus 130
plumbea – *Nerita* 31
plumbea – *Neritina* 31
plumescens – *Modiolus* 144
polygonus – *Latirus* 90
Polinices 57
polita – *Lioconcha* 214
polita – *Nerita* 30
polita rumphi – *Nerita* 30
politum – *Amygdalum* 142
Pollia
Polybranchia 121
Polybranchidae 121
Polyceridae 130
polygona – *Turbinella* 90
polygonus – *Latirus* 90
polygonus barclayi – *Latirus* 90
polygyrata – *Terebra* 106
Polymesoda 209
Polynemamussium 165
Polyplacophora 12
Polyschides (subgenus) 229
Polystira 103
polytropa – *Lophiotoma* 103
polytropa – *Turris* 103
pompilius – *Nautilus*
pomum – *Dolium* 65
pomum – *Malea* 65
ponderosa – *Casmaria* 60
poraria – *Cypraea* 53
poraria – *Erosaria* 53
Poromya 227
Poromyidae 227
Portlandia 140
Potamides 37, 38
Potamididae 37
Potamocorbula 222
Potiarca (subgenus) 149
powisi – *Tibia* 46
powisianus – *Polinices* 58
praerupta – *Macoma* 201
praerupta – *Psammotreta* 201
praestantissima – *Cancilla* 95
praestantissima – *Domiporta* 95
praetexta – *Macoma* 199
prasinus – *Phyllobranchus* 121
prasinus – *Polybranchia* 121
pratii – *Pyramidella* 114
prestoni – *Pyrgulina* 115, 117
pretiosa – *Pyrgulina* 116, 117
pretiosa – *Scalaria* 67
pretiosa – *Tellina* 198
pretiosa – *Terebra* 106
pretium – *Clathrotellina* 202
pretium – *Clathrotellina* 198
pretium – *Tellina* 198
Prestostrea 162, 164
Primovula 55
Prionovolva (subgenus) 55
Pristigлома 139
Pristiglomidae 139
problematica – *Natica* 56
producta – *Anomalocardia* 209
Promaltellum 161
Propeamussiidae 164
prora – *Pitar* 218
Prosobranchia 17
Protapes (subgenus) 217
Protobranchia 139
Provittoida 31
provulgata – *Nassa* 85, 86
provulgata – *Nassarius* 85
Prunum 94
Psammacoma (subgenus) 199
Psammobia 205
Psammobiidae 204
Psammotaea 204
Psammotaena
– (subgenus) 204, 205
psammotella – *Tellina* 203
psammotella – *Tellinides* 203
Psammotellina 205
psammotellus – *Angulus* 203
Psammotreta 201
Pseudamussium 168
pseudobilirata – *Pandora* 227
Pseudochama 172
pseudodiadema – *Reishia* 77
pseudodiadema – *Thais* 77
Pseudolathyrus 90
pseudolinearis – *Solen* 190
pseudoplicata
– *Odostomia* 114, 115
pseudoprincipalis
– *Inquisitor* 102
pseudoprincipis – *Clavus* 102
Pseudoraphitoma 112
Pseudorhaphitoma 112
Pseudostomatella 28
Pseudovertagus 34
Psiloteredo 225
psittacus – *Leptomya* 203
Pteraeolidia 132
Pteria 156
Pteriidae 155
Pterioda 155
Pteriomorpha 140
Pterocera 42
Pterocera 42
Pteropoda 122
Pterygia 97
Pterynotus 74

- Ptychobela* 103
pubescens – *Dosinia* 212
puella – *Columbellopsis* 82
puella – *Indomitrella* 82
puella – *Pyrene* 82
puellata – *Nuculana* 139
puerpera – *Periglypta* 217
puerpera – *Venus* 217
Pugilina 89
pugilina – *Galeodes* 89
pugilina – *Melongena* 89
pugilina – *Pugilina* 89
pulchella – *Clithon* 29
pulchella – *Cypraea* 53
pulchella – *Eronea* 53
pulchella – *Mactra* 188
pulchella – *Phenacolepas* 31
pulchella – *Plesiothyreus* 31
pulchella – *Psammobia* 205
pulchella – *Raeta* 188
pulchella – *Siliqua* 196
pulchellus – *Strombus* 45
pulcher – *Clivipollia* 80
pulcherrima – *Gari* 205
pulcherrima – *Tellina* 202
pulcherrimus – *Chiton* 13
pulchra – *Cantharus* 80
pulchra – *Clivipollia* 80
pulchra – *Engina* 80
Pulchritina 99
pulchrum – *Aspergillum* 226
pulchrum – *Cardium* 178
pulcaris – *Circe* 213
pulcarius – *Conus* 110
pulligera – *Neritina* 31
pullus – *Nassarius* 87
Pulmonata 133
pulmonica – *Aplysia* 122
Pulvinus 201
punchra – *Engina* 80
Punctacteon 117
punctata – *Codakia* 173
punctata – *Columbella* 83
punctata – *Cypraea* 53
punctata – *Doridopsis* 127
punctata – *Lucina* 173
punctata – *Nassa* 87
punctata – *Pyramidella* 114
punctata – *Pyrene* 83
punctata – *Tethys* 131
punctatum – *Cerithium* 32
punctatus – *Nassarius* 87
puncticulatus – *Pecten* 168
punctilucens – *Armina* 132
punctulatus
 – *Placobranchus* 121
punctulifera – *Thordisa* 127
puniceus – *Clanculus* 24
punicus – *Clanculus* 24
punmonica – *Aplysia* 122
puncticulatus – *Cantharus* 80
Pupa 118
pupaeformis – *Odostomia* 114
pura – *Mitra* 95
Purpura 74
purpura – *Venus* 217
purpurascens – *Cerithium* 32
purpurascens – *Lienardia* 112
purpuratum
 – *Architectonica* 113
purpuratum – *Solarium* 113
purpuratus – *Latiaxis* 78
purpureocincta – *Engina* 72
purpurescens – *Lienardia* 112
purpureseus – *Cerithium* 33
Pusia (subgenus) 98
pusilla – *Nassaria* 81
pusilla – *Personopsis* 62
pusilla – *Ranella* 64
pusillum – *Argobuccinum* 64
pusio – *Nassa* 85
pusio – *Nassarius* 85
Pustularia 50, 52
pustulata – *Cypraea* 53
pustulata – *Jenneria* 53
pustulosa – *Phyllidiella* 129
Pustulostrea 163
putealis – *Polinices* 58
pygmaea – *Acmaea* 19
pygmaea – *Patelloida* 19
pyramidalis – *Nodilittorina* 41
pyramidata – *Clio* 123
Pyramidella 114
Pyramidellidae 114
pyramis – *Tectus* 26
pyramis – *Trochus* 26
Pyrene 83
pyrgoides – *Eulimella* 114, 115
Pyrgolampros 114
Pyrgrolampros 114
Pyrgulina
Pyrgulina (subgenus) 114
pyriforme – *Eudolium* 64
pyriformi – *Erronea* 54
pyriformis – *Adusta* 54
pyriformis – *Coralliophila* 78
pyriformis – *Cypraea* 54
pyriformis – *Polinices* 58
Pyrula 89
pyrum – *Cymatium* 64
Pythia 133
pyxidata – *Pecten* 168
pyxidatus – *Chlamys* 168
pyxidatus – *Minnivola* 168
pyxidatus – *Pecten* 168
- Q**
quadrangularis
 – *Isognomon* 159
quadrangularis – *Mactra* 188
quadrangularis – *Pedalion* 159
quadrangularis – *Perna* 159
quadrasi – *Nassarius* 87
quadrasi – *Niotha* 87
quadrata – *Cerithidea* 38
quadriceis – *Architectonica* 113
quadriceis – *Solarium* 113
quadricolor – *Chromodoris* 124
quadridentata – *Diacria* 123
quadriliratus – *Chlamys* 166
quadrimalculata – *Cypraea* 54
quadripartita – *Philine* 119
quadrizonata – *Parapholas* 224
quadrirregularis – *Pedalion* 159
Quantulopinna (subgenus) 160
quasillus – *Rissoina* 42
queenslandis – *Conus* 111
quercinus – *Conus* 110
Quidnipagus 197
quirihorai – *Bursa* 59
quoyi – *Solecurtus* 207
Quoyia 36
Quoyula 78

R

- radians* – *Siphonaria* 134
radians – *Spondylus* 170
radiata – *Bathytormus* 176
radiata – *Cellana* 18
radiata – *Crassatella* 176
radiata – *Dosinia* 212
radiata – *Gari* 205
radiata – *Littorina* 41
radiata – *Nodilittorina* 41
radiata – *Philippia* 114
radiata – *Pinctada* 156
radiata – *Psammobia* 205
radiata – *Pteria* 156
radiata – *Siliqua* 193, 196
radiata – *Tellina* 202
radiatus – *Conus* 110
radiatus – *Tapes* 212
radiatus – *Trochus* 27
radiatus – *Turbo* 23
Radicirce (subgenus) 210
radiolata – *Maetra* 188
radix – *Ostrea* 163
radula – *Bractechlamys* 166
radula – *Chlamys* 166
radula – *Comptopallium* 166
radula – *Decatopecten* 166
radula – *Neritopsis* 28
radula – *Pecten* 166
Raeta 188
ramosus – *Chicoreus* 69
ramosus – *Kaloplocamus* 130
rana – *Bufo* 59
rana – *Bursa* 59
rana – *Murex* 59
rana – *Rancellia* 59
rana – *Ranella* 59
Rancellia 59
Ranella 59
Ranellidae 62
rangi – *Oxygyrus* 66
Ranularia (subgenus) 64
Rapa 78
rapa – *Rapa* 78
Rapana 74
raphanula – *Duplicaria* 105
raphanus – *Conus* 107
rapiformis – *Rapana* 74
rariopilosa – *Doris* 126
rastellum – *Tellina* 202
rattus – *Conus* 110
raynaudiana – *Natica* 57
Recluzia 66
rectirostris – *Haustellum* 72
rectirostris – *Murex* 72
recurva – *Nassaria* 81
recurvirastra – *Sepia* 135
recurvirostra – *Sepia* 135
recurvirostratum – *Latirus* 90
recurvirostris – *Sepiella* 135
Redicirce (subgenus) 210
reeveana – *Cancellaria* 100
reeveana – *Cyclostrema* 22
reeveana – *Munditia* 22
reeveana – *Myadora* 227
reeveanum – *Nassarius* 87
reeveanus – *Nassarius* 87
reevei – *Diodora* 20
reevei – *Gari* 205
reevei – *Glycymeris* 155
reevei – *Maetra* 188, 190
reevei – *Psammobia* 205
reevei – *Solen* 190
reevei – *Turbo* 23
reevei – *Turritella* 35
reevesii – *Maetrinula* 188
reevii – *Tomopleura* 112
reflexa – *Chama* 172
regia – *Drillia* 104
regius – *Clavus* 104
regius – *Spondylus* 171
regula – *Malleus* 157
regula – *Ostrea* 164
regularis – *Malvufundus* 164
regularis – *Pitar* 218
regulus – *Malleus* 157
regulus – *Malvufundus* 157
remies – *Arcopagia* 197
remies – *Cyclotellina* 197
remies – *Tellina* 197
reniformis – *Plicatula* 164
renisectus – *Petalocochus* 49
renisectus – *Vermetus* 49
renovatum – *Calyptraea* 47
renovatum – *Crucibulum* 47
renschii – *Teredo* 226
repertus – *Nautilus*
rephlexa – *Chama* 172
repletulum – *Cerithium* 33
replicatum – *Epitonium* 67
retecosia – *Nassa* 83
retecosia – *Nassarius* 83
reticularis – *Distorsio* 62
reticulata – *Chromodoris* 125
reticulata – *Cithara* 112
reticulata – *Cypraea* 52
reticulata – *Ficus* 61
reticulata – *Lithodomus* 142
reticulata – *Nerita* 30
reticulata – *Periglypta* 217
reticulata – *Pirula* 61
reticulatus – *Nassarius* 87
retifer – *Conus* 110
retifera – *Mopalia* 13
retropictus – *Clithon* 29
retropictus – *Theodoxus* 29
Retusa 120
retusa – *Lunulicardia* 179, 183
retusa – *Mitra* 96
Retusidae 120
retusum – *Cardium* 183
retusum – *Corculum* 183
retusum – *Hemicardium* 183
retusum – *Lunulicardia* 183
revelata – *Arca* 153
revelata – *Barbatia* 153
revellata – *Arca* 153
revularis – *Crassostrea* 162
revularis – *Ostrea* 162
Rhinoclavis 34
rhizophorarum – *Cerithidea* 38
rhizophorarum – *Cerithium* 38
Rhizophorimurex (subgenus) 69
rhizophorarum var. *freitagii*
– *Cerithidea* 38
Rhizorus 121
rhodostoma – *Astraea* 21
rhodostoma – *Astrarium* 21
rhomboidea – *Modiola* 143
rhomboideus – *Modiolus* 143
rhynchaena – *Lutraria* 187
Rhyssoplax (subgenus) 13
richardi – *Afrocardium* 176
ricina – *Drupa* 69

- Ricinula* 70
ricinuloides – *Murex* 73
ricinuloides – *Muricodrupa* 73
ricinuloides – *Sistrum* 73
ricinus – *Drupa* 69
ricinus – *Pentadactylus* 69
ricinus elegans – *Drupa* 69
ricinus ricinus – *Drupa* 69
rigida – *Mitra* 99
rimularis – *Katellysia* 215
rimularis – *Katelysia* 215
rimularis – *Marcia* 215
rimularis – *Tapes* 215
rimularis – *Venus* 215
Ringicula 118
Ringiculidae 118
Risbecia 125
Rissoidea 42
Rissoina 42
rivicola – *Lignopholas* 223
rivicola – *Martesia* 223
rivularis – *Circe* 210
rivularis – *Ostrea* 162
rivularis – *Pretostrea* 162
Roboastra 130
robsoni – *Sepiella* 135
robsonii – *Sepia* 135
robusta – *Pinguitellina* 200
Rocellaria 223
roepstorffiana – *Peasiella* 41
rolani – *Conus* 110
rollandiana – *Recluzia* 66
rosa – *Bursa* 59
roseacea – *Mitra* 96
rosea – *Notoplax* 15
rosea – *Phenacovolva* 55
roseatus – *Phos* 81
roseomaculatus – *Solen* 190
roseotincta – *Placamem* 219
roseotincta – *Venus* 219
roseus – *Cryptoconchus* 15
rossiteri – *Chicoreus* 69
Rossiteria 26
Rostellariidae 46
rostrata – *Laternula* 227
rostrata – *Pharaonella* 202
rostrata – *Tellina* 202
rostratum – *Cerithium* 32
rostratum – *Ischnocerithium* 32
rota – *Cellana* 18
rota – *Patella* 18
rota – *Trochus* 27
rotalis – *Varicorbula* 222
rotulum – *Corculum* 177
rotundata – *Leptaxinus* 174
rotundicostata – *Anadara* 149
rotundicostata – *Arca* 149
rubeculum – *Cymatium* 64
rubella – *Ostrea* 163
rubella – *Tellina* 202
ruber – *Triphoris* 66
rubescens – *Cardium* 176
rubescens – *Jorunna* 129
rubescens – *Kentrodorid* 129
rubeta – *Bursa* 60
rubeta – *Tritonium* 60
rubeta – *Tutufa* 60
rubicundum – *Cardium* 185
rubicundum
– *Vasticardium* 181, 185
rubiginosa – *Amalda* 91
rubiginosa – *Ancilla* 91
rubiginosa – *Pisania* 81
rubiginosa – *Pollia* 81
rubiginosus – *Cantharus* 81
rubiginosus – *Chicoreus* 69
rubra – *Dendrodoris* 127
rubra – *Mastonia* 66
rubrolineata
– *Acanthochitona* 15
rubromaculata
– *Gymnodoris* 128
rubromaculata – *Trevelyana* 128
rubus – *Cerithium* 32
rubusidaea – *Drupa* 70
rudis – *Tridacna* 186
Ruditapes 219
rudolphi – *Purpura* 74
rudolphi – *Thais* 74
rudolphii – *Purpura* 74
rueppelii – *Fryeria* 129
rufa – *Cypraecassis* 60
rufa – *Natica* 57
rufescens – *Anadara* 148
rufescens – *Arca* 148
rufomaculata
– *Chromodoris* 124
rufotincta – *Thais* 77
rugata – *Platommisia* 175
rugatum – *Cardium* 178
rugatum – *Vepricardium* 178
rugosa – *Angaria* 24
rugosa – *Arca* 150
rugosa – *Asaphis* 204
rugosa – *Cardita* 175
rugosa – *Carditella* 175
rugosa – *Drupella* 70
rugosa – *Haliotis* 20
rugosa – *Tellina* 197
rugosa – *Tellinella* 197
rugosa – *Thais* 70, 77
rugosa – *Vulsella* 157
rugosum – *Pterocera* 42
rugosum – *Vexillum* 99
rugosus – *Argopecten* 167
rugosus – *Chlamys* 167
rugosus – *Hinnites* 167
rugosus – *Murex* 77
rugosus – *Pecten* 167
rumphii – *Dolabella* 122
rupestris – *Fulgoraria* 91
rustica – *Tegula* 27
rusticum – *Chlorostoma* 27
rusticum – *Tegula* 27
rusticus – *Omphalius* 27
rutida – *Moerella* 200
rutila – *Moerella* 200

S

- sabinae* – *Arca* 149
saccata – *Streptopinna* 161
Saccella 139, 140
saccharina – *Acmaea* 19
saccharina – *Patelloida* 19
saccharina lana – *Patelloida* 19
saccharina lanx – *Patelloida* 19
saccharinoides – *Patelloida* 19
Saccostrea 163
Saccostrea (subgenus) 163
sacellum – *Thais* 77
sacellum – *Trochus* 28
sachalinensis – *Spisula* 188
Sacoglossa 121

- Sacostrea* 164
sagamiensis – *Polinices* 58
sagittata – *Cellana* 18
saigonensis – *Donax* 208
salebrosum – *Cerithium* 32
salisburyi – *Fusinus* 89
samarensis – *Strombus* 44
samoensis – *Lyrodus* 225
samoensis – *Teredo* 225
sandvicensis – *Dendostrea* 162
sandvicensis – *Ostrea* 162
sangarensis – *Homalopoma* 21
sangarensis – *Homalopoma* 21
sangarensis – *Turbo* 21
sanguinans – *Cymbula* 17
sanguinans – *Patella* 17
sanguinea – *Mimachlamys* 167
sanguineus
 – *Hexabranhus* 128
Sanguinolaria 205
sanguinolentus – *Comus* 110
sanguisuga – *Mitra* 99
sanguisuga – *Pulchritina* 99
sanguisuga – *Voluta* 99
sanguisuga concoriana
 – *Vexillum* 99
sanguisuga var. *caerulescens*
 – *Vexillum* 99
sanguisugum – *Vexillum* 99
sanguisugum var. *granosa*
 – *Vexillum* 99
Sanhaliotis 20
sarawakensis – *Solen* 194
Sareptidae 140
satowi – *Anadara* 149
saulae – *Cypraea* 54
saulae – *Palmadusta* 54
sauli – *Bankia* 225
saulii – *Bankia* 225
saulii – *Chicoreus* 69
saulii – *Nausitora* 225
savignyi – *Chama* 172
sayana – *Oliva* 93
scabar – *Euchelus* 25
scaber – *Euchelus* 25
scabies – *Crepidula* 47
scabra – *Helix* 40
scabra – *Littoraria* 40
scabra – *Littorina* 40
scabra – *Littorinopsis* 40
scabra – *Platydoris* 127
scabra – *Semele* 204
scabra – *Timoclea* 220
scabra – *Venus* 220
scabra – *Veremolpa* 220
scabra var. *lutea* – *Littoraria* 39
Scabricola 97
scabriusculus – *Conus* 107
scabrra – *Littoraria* 40
Scala 67
scalare – *Eglisia* 67
scalare – *Epitonium* 67
Scalaria 67
scalariformis – *Nassarius* 87
scalariformis – *Scalptia* 101
Scalariidae 67
scalarina – *Scalptia* 101
scalarina – *Trigonostoma* 101
scalarioides – *Liotina* 22
scalaris – *Bonartemis* 212
scalaris – *Dosinia* 212
scalaris – *Nassa* 87
scalaris – *Nassarius* 84
scalaris – *Nassarius* 84, 87
scalaris – *Scala* 67
scalaris – *Turbo* 67
scalata – *Fulvia* 183
scalprum – *Cultellus* 194
scalprum – *Ensiculus* 194
scalprum – *Phaxas* 194
scalpta – *Diplodonta* 174
Scalptia 100
scanprum – *Cultellus* 194
scapha – *Anadara* 146
scapha – *Cymbiola* 90
scapha – *Voluta* 90
Scaphandridae 118
Scapharca 147
Scapharca (subgenus) 148
scaphoides – *Anisocorbula* 222
scaphoides – *Corbula* 222
Scaphopoda 228
scapula – *Dolabella* 122
scarlatoi – *Lucina* 173
scarlatoi – *Phacoides* 173
scheepmakeri – *Azorinus* 207
scheepmakeri – *Zoia* 207
schepmani – *Gari* 204
Schimotis (subgenus) 20
Schizochiton 13
Schizochitonidae 13
schizoderma – *Teredo* 225
schizodermus – *Lyrodus* 225
schrenkii – *Nipponacmaea* 19
schrenkii – *Tectura* 19
schrenskii – *Notoacmea* 19
Scintilla 174
scitulum – *Parvamussium* 165
scobinata – *Arcopagia* 197
scobinata – *Scutarcoparia* 197
scobinata – *Tellina* 197
scobinatum – *Calliostoma* 24
scobiniforme – *Cerithium* 32
scolopendrella – *Flabellina* 132
scorpio – *Homalocantha* 71
scorpio – *Murex* 71
scorpio – *Pterocera* 43
scorpius – *Lambis* 43
scripta – *Circe* 211
scripta – *Columbella* 82
scripta – *Euplica* 82
scripta – *Pyrene* 82
scripta stutzeri – *Circe* 211
scriptum – *Circe* 211
scriptum – *Gafrarium* 211
scruposum – *Cardium* 178
scruposum – *Fragum* 178
sculptile – *Vexillum* 99
sculptilis – *Arca* 154
sculptilis – *Striarca* 154
scurra – *Cypraea* 54
scurra – *Mauritia* 54
scurra indica – *Cypraea* 54
Scutarcoparia 197
Scutellastra 17
scutulata – *Mitra* 96
scutulata – *Strigatella* 96
Scutus 21
Scyllaea 131
Scyllaeidae 131
sebae – *Mammilla* 56
sebae – *Natica* 56
sebae – *Polinices* 56
seclusa – *Nassa* 85

- secluzia* – *Nassarius* 85
securis – *Limnoperna* 141
securis – *Xenostrobus* 141
sella – *Placuna* 170
Semelangulus 201
Semelangulus (subgenus) 201
Semele 203
 Semelidae 203
semen – *Cadella* 198
semicancellata – *Gomphina* 213
Semicassis 61
semiconica – *Mitra* 97
semicostata – *Pinna* 160
semifasciata – *Mitra* 99
semifasciatum – *Vexillum* 99
Semifusus 88
semigranosus – *Chion* 208
semigranosus – *Donax* 208
semigranosus tropicus
 – *Donax* 207
semilamellosa – *Merethrix* 216
semilamellosa – *Meretrix* 216
seminuda – *Atrina* 160
semiorbiculata – *Beguina* 175
semiorbiculata – *Cardita* 175
semiorbiculata
 – *Mytilocardia* 175
Semipallium 168
semipellucida
 – *Nipponaphera* 100
semipurpurata – *Chama* 172
Semiricinula 74
semirugata – *Paphia* 217
semisaggita – *Avicula* 157
semisaggita – *Pteria* 157
semisculptum – *Vexillum* 99
semistriata – *Haliotis* 20
semistriata – *Terebralia* 38
semitorta – *Arca* 153
semitorta – *Cadella* 198
semitorta
 – *Parallelepipedum* 153
semitorta – *Tellina* 198
semitorta – *Trisidos* 153
semitortuosa – *Atys* 119
semperi – *Armina* 132
semperi – *Chromodoris* 125
semperi – *Pleurophyllidia* 132
semperi – *Pteraeolidia* 132
senator – *Conus* 110
senatoria – *Chlamys* 167
senatoria – *Mimachlamys* 167
senatorius – *Pecten* 167
senhousia – *Brachidontes* 144
senhousia – *Brachydontes* 144
senhousia – *Modiolus* 144
senhousia – *Musculista* 144
senticosus – *Phos* 81
senticosus – *Siphonalia* 81
Sepia 134
 Sepiadariidae 136
Sepiadarium 136
Sepiella 134, 135
 Sepiidae 134
 Sepioidea 134
Sepiola 136
 Sepiolidae 136
Sepioteuthis 137
Septifer 145
Septifer (subgenus) 146
septimus – *Strombus* 44
 Seraphidae 46
seratula – *Pedalion* 159
serenei – *Phyllidia* 129
sericea – *Mactra* 188
sericea – *Oliva* 93
serotina – *Saccella* 140
serotina – *Yoldia* 140
serpentus – *Cypraea* 50
Serpulorbis 49
Serpurbis 49
serra – *Donax* 208
Serratovola 168
serratula – *Isognomon* 159
serriale – *Maculotriton* 71
serrialis – *Cantharus* 71
serrialis – *Maculotriton* 71
serta – *Nassa* 73
sertulus – *Nassarius* 85
sertum – *Iopas* 73
sertum – *Jopas* 73
setigera – *Modiolus* 144
setigericosta – *Anadara* 149
setosum – *Cardium* 184
setosum
 – *Plagiocardium* 179, 184
setosum – *Vepricardium* 184
setosus – *Turbo* 23
shacklefordi – *Nassarius* 87
Sheldonella 154
sheptonense – *Cardium* 176
siamensis – *Dreissena* 141
siamensis – *Limnoperna* 141
siamensis – *Modiola* 141
siamensis – *Modiolus* 141
siamensis – *Pholas* 224
siamensis – *Tellina* 197
siamensis – *Tichogonia* 146
sibbaldi – *Strombus* 45
sibogai – *Abra* 203
sibogai – *Curvemysella* 175
sibogai – *Gari* 205
sibogai – *Montacuta* 175
sibogei – *Montacuta* 175
siderea – *Drupa* 70
siderea – *Ricinula* 70
sieboldi – *Littorina* 39
sieboldii – *Conus* 110
sieboldii – *Diodora* 20
sieboldii – *Dosinia* 212
sieboldii – *Tellina* 202
signa – *Siphonalia* 81
signata – *Nerita* 30
silicula – *Botula* 142
Siliqua 195
Siliquaria 49
 Siliquariidae 49
simiae – *Polinices* 58
simplex – *Anomia* 169
simplex – *Plicatula* 164
sinaosum – *Dentalium* 228
sinense – *Cardium* 186
sinense – *Cerithium* 35
sinense – *Cymatium* 64
sinense – *Vepricardium* 182, 186
sinensis – *Callista* 211
sinensis – *Cerithidea* 38
sinensis – *Cerithium* 35
sinensis – *Chromodoris* 124
sinensis – *Clavus* 102
sinensis – *Crassispira* 102
sinensis – *Cyclina* 211
sinensis – *Engina* 80
sinensis – *Inquisitor* 102

- sinensis* – Merica 100
sinensis – Mitra 97
sinensis – Pecten 168
sinensis – Potamides 38
sinensis – Pterygia 97
sinensis – Rhinoclavis 35
sinensis – Scutus 21
sinensis – Semele 204
sinensis – Spondylus 171
sinensis cedonulli
– Cerithium 35
sinensis var. *tonkiniana*
– Cerithidea 38
singaporensis – Cardiomya 228
singaporina – Chlamys 169
singaporina – Volachlamys 169
singaporinus – Pecten 169
singhalensis – Loligo 136
singhalensis var. *beryllae*
– Loligo 136
Sinonovacula 196
sinuata – Tellinides 203
sinuatus – Strombus 45
Sinum 58
sinuosa – Chama 172
sinuosa – Paphia 217
sinuosum – Dentalium 228
Siphonalia 81
Siphonaria 133
Siphonariidae 133
Siphonodentaliidae 229
Siphopatella 47
siquata – Nerita 30
siquijorensis – Nassa 87
siquijorensis – Nassarius 87
siquijorensis – Zeuxis 87
Siratus 75
sirius – Siphonaria 134
Sistrium 72
Sistrum 72, 75
skeeti – Cardium 176
sloanii – Solen 190, 191
Smaragdinellidae 120
smaragdinum
– *Cryptophthalmus* 120
smaragdinus – *Mytilus* 145
smaragdinus
– *Phanerophthalmus* 120
smaragdula – *Latirolagena* 89
smaragdula – *Leucozonia* 89
smaragdulus – *Latirus* 89
Smitellaria 17
smithi – *Cadella* 198
smithi – *Monilea* 25
smithi – *Tellina* 198
smithi – *Teremachia* 78
smithii – *Monilea* 25
sobrinus – *Murex* 72
sol – *Anomia* 169
solanderii – *Sunetta* 220
Solariidae 113
solarioides – *Xenophora* 48
solaris – *Onustus* 48
solaris – *Pecten* 168
solaris – *Stellaria* 48
solaris – *Xenophora* 48
Solarium 113
solaroides solaroides
– *Xenophora* 48
Solecurtidae 196
Solecurtidae 206
Solecurtus 206, 207
Solen 189
Solenidae 189
Solenocurtis 206
Solenocutus 206
solenoides – *Lutraria* 187
Soletellina 205
solida – *Atyis* 119
solida – *Natica* 57
Solidocorbula 222
Solidocorbula (subgenus) 222
solidula – *Corbula* 222
solidula – *Liotina* 22
solidula – *Pupa* 118, 119
soluta – *Akera* 121
sordida – *Batillaria* 36
sordidula – *Rhinoclavis* 35
souverbiei – *Cancellaria* 101
souverbii – *Fimbria* 174
soverbiii – *Fimbria* 174
sowerbiana – *Nerita* 29
sowerbiana – *Neritina* 31
sowerbianus – *Clithon* 29
sowerbianus
– *Theodoxus* 29, 31
sowerbyana – *Neritina* 31
sowerbyi – *Corbis* 174
sowerbyi – *Fimbria* 174
sowerbyi – *Lima* 161
sowerbyi – *Lucilina* 14
sowerbyi – *Tonicia* 14
sowerbyi persquamifer
– *Lima* 161
soyoae – *Alucinoma* 173
soyoae – *Myrtea* 173
soyoae – *Notomyrtea* 173
soyoae – *Oblimopa* 154
soyoae – *Olimopa* 154
spadicea – *Cypraea* 54
spadicea – *Natica* 57
spadicea – *Siphonalia* 81
Spathoteredo 225
speciosa – *Gemmula* 102
speciosa – *Platydoris* 126
speciosa – *Turris* 102
speciosus – *Chiton* 14
spectabilis – *Apolymetis* 197
spectabilis – *Duplicaria* 105
spectabilis – *Excellichlamys* 167
spectabilis – *Leporimetis* 197
spectabilis – *Macra* 187
spectabilis – *Pecten* 167
spectabilis – *Terebra* 105
spectabilis – *Turris* 104
spectrum – *Conus* 110
spengleri – *Laternula* 227
spengleri – *Tellina* 202
Sphaerodoris 125
Spinidrupa 75
spinifera – *Patella* 17
spinifera – *Smitellaria* 17
spiniger – *Acanthopleura* 14
spinosa – *Acanthopleura* 14
spinosa – *Chama* 171
spinosa – *Morula* 72
spinosa var. *spiniger*
– *Acanthopleura* 14
spinosus – *Spondylus* 171
spinosus – *Turbo* 23
spirata – *Babylonia* 79
Spiroglyphus (suppressed) 49
Spisula 188
splendida – *Strigilla* 201

- splendidula* – *Columbella* 83
splendidula – *Nassa* 87
splendidula – *Pyrene* 83
splendidulus – *Nassarius* 87
Spondervilia 189
spondiloideum – *Pedum* 168
Spondylidae 170
spondyloideum – *Pedum* 168
Spondylus 170
spongiarum – *Vulsella* 157
sponsalis – *Conus* 110
spurina – *Brachytoma* 104
squamata – *Chlamys* 167
squamigerus – *Serpulorbis* 49
squamiseres – *Aletes* 49
Squamopleura 14
squamosa – *Anomalocardia* 209
squamosa – *Anomalodiscus* 209
squamosa – *Chione* 209
squamosa – *Laevichlamys* 167
squamosa – *Semiricinula* 75
squamosa – *Tridacna* 186
squamosa – *Venus* 209
squamosum – *Chlamys* 167
squamosum – *Pecten* 167
squamosus – *Spondylus* 171
squamulata – *Nerita* 29
stainforthii – *Vexillum* 99
Standella 188
standeni – *Pyrgulina* 115, 117
Staphylaea 53, 54
staphylaea – *Cypraea* 54
staphylaea – *Staphylaea* 54
staurella – *Tellina* 202
staurella – *Tellinella* 202
Stavelia 146
stearnsiana – *Anodontia* 172
stearnsii – *Barbatia* 153
stearnsii – *Cellana* 17
stella – *Nerita* 30
stellaformis – *Patella* 17
Stellaria 48
stellaris – *Astraea* 21
stellaris – *Astralium* 21
stellata – *Architectonica* 113
stellifer – *Bornella* 131
stenogyrus – *Turbo* 23
Stenoplax 13
stercusmuscarum – *Conus* 110
stictica – *Mitra* 96
stigmaria – *Nassarius* 87
stigmataria – *Mitra* 99
stigmatarius – *Clanculus* 24
stigmatica – *Scala* 67
stigmaticum – *Eglisia* 67
stigmaticum – *Epitonium* 67
Stocisia 42
stolata – *Nassa* 87
stolatus – *Nassarius* 87
stoliczkana – *Gibbula* 25
stolida – *Cypraea* 54
stolida stolida – *Bistolida* 54
Stomatella 28
Stomatellidae 28
Stomatia 28
straminea – *Lithophaga* 142
straminea – *Torinia* 113
stramineus – *Heliacus* 113
Stramonita 75
strangei – *Atrina* 159
strangei – *Comptopallium* 166
strangei – *Decatopecten* 166
strangei – *Pinna* 159
strangeii – *Atrina* 159
strangulatus – *Aspergillum* 226
Streptopinna 161
Striarca 154
striata – *Acmaea* 19
striata – *Atactodea* 189
striata – *Bulla* 120
striata – *Habromorula* 71
striata – *Hyalocylis* 123
striata – *Martesia* 224
striata – *Nerita* 30
striata – *Paphies* 189
striata – *Patelloida* 19
striata – *Phyllidiopsis* 130
striata – *Pitar* 218
striatellus – *Conus* 110
striatula – *Chamelea* 210
striatula – *Modiola* 141
striatula – *Planaxis* 36
striatula – *Tellina* 197
striatulus – *Brachidontes* 141
striatum – *Mesodesma* 189
striatum – *Pitar* 218
striatus – *Conus* 110
striatus – *Decatopecten* 166
striatus – *Donax* 208
striatus – *Leptoconchus* 78
striatus – *Magilus* 78
striatus – *Pecten* 166
striatus – *Tapes* 220
strictus – *Solen*
strigata – *Littorina* 40
Strigatella 96
strigatum – *Phalium* 60
strigilata – *Hastula* 105
strigilata – *Terebra* 105
Strigilla 201
Strigillina 201
Strombidae 42
Strombus 43
stupa – *Conus* 111
stupella – *Conus* 111
sturmi – *Nassa* 88
sturmi – *Nassarius* 88
stutzeri – *Circe* 211
Styliola 123
subaculeata – *Sepia* 135
subatra – *Siphonaria* 134
subbrevicula
– *Clypeomorus* 33, 34
subbreviculus
– *Clypeomorus* 34
Subcancilla 97
subconstricta – *Zirfaea* 224
subcoronata – *Epitonium* 67
subcrenata – *Anadara* 148, 149
subcrenata – *Arca* 149
subcrenata – *Scapharca* 149
subdistorta – *Stavelia* 146
subdivisum – *Vexillum* 99
subelongatum – *Cardium* 177
subgranosa – *Anadara* 149
subgranulosa – *Anadara* 149
subgranulosa – *Arca* 149
subgranulosa – *Diplodonta* 174
subintermedia – *Ficus* 61
subintermedius – *Ficus* 61
sublaevigatum – *Trapezium* 208
subnodulosa – *Chione* 221
subnodulosa – *Timoclea* 221
subnodunosa – *Chione* 221

- subpellucidum* – Pitar 218
subplicatus – Decatopecten 166
subplicatus – Pecten 166
subquadrata
 – Cycladicama 174
subquadrata – Diplodonta 174
subramosus – Brachidontes 141
subretusa – Lunulicardia 183
subretusum – Cardium 183
subretusum – Lunulicardia 183
subrosea – Dosinia 212
subrostrata – Venus 221
subrugosum – Cardium 185
subrugosum – Vasticardium 184
subsiniensis – Cancellaria 100
subtortuosa – Atyis 119
Subula 105
subula – Styliola 123
subulata – Terebra 106
subulatum – Terebellum 46
succincta – Cypraea 54
succincta – Linatella 64
succincta – Nassa 88
succincta adusta – Erronea 54
succinctum – Cymatium 64
succinctus – Nassarius 88
succinctus – Strombus 45
succinctus – Zeuxis 88
sueziense – Cardium 178
sueziense – Fragum 178
sueziense – Parvicardium 178
suffecta – Mitra 97
sufflatus – Nassarius 88
sugimotonis – Conus 111
sulcata – Odostomia 114
sulcata – Perna 159
sulcata – Pitar 218
sulcata – Pupa 118
sulcata – Pyramidella 114
sulcata – Tellina 202
sulcata – Terebralia 38
sulcata tessellata
 – Pyramidella 114
sulcataria – Mactra 188
sulcatum – Buccinum 36
sulcatum – Isognomon 159
sulcatus – Conus 111
sulcatus – Planaxis 36
sulcatus – Potamides 38
sulcicostatus – Pecten 168
sulcosa – Tonna 65
Sulculus 19
sulfurea – Pitar 218
sulfureum – Pitar 218
sumatrensis – Loliolus 136
sumatrensis
 – Nipponololigo 136
Sunetta 219
supaculeata – Sepia 135
superbus – Chicomurex 68
Supplanaxis 36
suratensis – Conus 111
Surcula 103
suturalis – Nassaria 81
suturalis – Nassarius 85
suturalis – Ptychobela 103
suzuki – Columbarium 79
Swainsonia 97
Swainsonia (subgenus) 97
sykesi – Cryptoplax 15
sykesi – Pyrgulina 115, 117
symetrica – Striarca 154
symmetrica – Arcopsis 154
symmetrica – Barbatia 154
symmetrica – Striarca 154
Sympulium 63
Syrnola 117
Systellommatophora 132
- T**
tabulata – Platydoris 127
taenia – Nassa 86
taeniatum – Vexillum 99
taeniatum var. *coccinea*
 – Vexillum 99
taeniolata – Armina 132
taenius – Nassarius 86
Tagelus 207
takahashii – Latiaxis 78
takanosimensis
 – Aeolidiella 132
takii – Ferreiraella 12
talpa – Cypraea 54
talpa – Talparia 54
Talparia 54
Tambja 130
Tanea 58
tankervillei – Columbella 82
Tapes 220
Tarazeuxis 86
taylori – Architectonica 113
tayloriana – Funia 102
tayloriana – Inquisitor 102
tayloriana – Pleurotoma 102
Tectarius 41
Tectonatica 57
Tectorina 41
tectum – Modulus 36
tectumpersicor – Tectarius 42
Tectus 26
tectus obeliscus – Trochus 26
Tegillarca 148
Tegillarca (subgenus) 149
Tegula 27
Tegulaplax (subgenus) 13
tegulata – Pinctada 157
tegulata – Pteria 157
Teinostoma 42
Telescopium 38
telescopium – Potamides 38
telescopium – Telescopium 38
telescopium – Trochus 38
Telescopium (subgenus) 38
Tellinactra 187
Tellina 201
Tellinella 202
Tellinidae 196
Tellinides 203
tenella – Arca 153
tenella – Barbatia 153
tenellum – Cerithium 32
tenera – Terebra 106
tenkatei – Cerithidea 38
tenkatei – Terebralia 38
tenuigranosa – Tutufa 60
tenuilamellata – Tellina 202
tenuilirata – Tellina 202
tenuipicta – Natica 59
tenuipicta – Tanea 59
tenuirostris – Murex 72
tenuirostrum – Murex 72
tenuis – Bankia 225
tenuis – Chromodoris 124
tenuispina – Murex 72

- tenuispinosa**
 – *Acanthopleura* 14
- tenuispinosus** – *Spondylus* 171
- Teora* 204
- terebella* – *Pyramidella* 114
- terebelloides* – *Pyramidella* 114
- Terebellum* 46
- terebellum** – *Pyramidella* 114
- terebellum* – *Strombus* 46
- terebellum delicatum**
 – *Terebellum* 46
- terebellum terebellum**
 – *Terebellum* 46
- Terebra* 105
- terebra** – *Arca* 150
- terebra** – *Conus* 111
- terebra** – *Turritella* 35
- terebra spectrum* – *Turritella* 35
- Terebralia* 38
- terebra lia sulcatus*
 – *Potamides* 38
- Terebridae 105
- Teredinidae 224
- Teredo* 225
- Teredothyra* 226
- Teremachia* 78
- teres* – *Cribraria* 54
- teres** – *Cypraea* 54
- teres** – *Lithophaga* 142
- teres* – *Lithophagus* 142
- teres** – *Pyramidella* 114
- ternatanus** – *Hemifusus* 88
- ternatanus* – *Pugilina* 88
- ternatata* – *Hemifusus* 88
- Terua* 144
- tessellata* – *Nerita* 30
- tessellata** – *Tonna* 66
- tessellatum* – *Dolium* 66
- tessellatum* var. *fimbriatum*
 – *Tonna* 66
- tessulatus** – *Conus* 111
- testudinaria* – *Cellana* 18
- testudinaria* – *Columbella* 83
- testudinaria* – *Cypraea* 54
- testudinaria** – *Patella* 18
- testudinaria** – *Pyrene* 83
- testudinaria tylerae* – *Pyrene* 83
- testudinarium** – *Cymatium* 64
- Tethydidae 131
- Tethys* 131
- tetragona* – *Aspella* 70
- tetragona** – *Favartia* 70
- Teuthoidea 136
- textile** – *Conus* 111
- textile** – *Paphia* 217
- textilina* – *Oliva* 93
- textilis* – *Nerita* 30
- textilis** – *Scalptia* 101
- thachi** – *Solen* 191, 194
- thailandicus** – *Solen* 191, 194
- Thais* 75
- Thala* 98
- thalassiarachus* – *Conus* 111
- Thalotia* 27
- Thalotica* 27
- Thecosomata 122
- Theliostyla* (subgenus) 29
- Theodoxus* 31
- Theora* 204
- thersites* – *Arcularia* 88
- thersites* – *Nassa* 87, 88
- thersites** – *Nassarius* 88
- thersites** – *Strombus* 45
- thiara* – *Clausinella* 219
- thielei** – *Striarca* 154
- thomaciana* – *Rapana* 74
- thomasiana* – *Rapana* 74
- thoracites**
 – *Bactronophorus* 224
- Thordisa* 127
- Thracia* 226
- Thraciidae 226
- Thyasiridae* 174
- Thyca* 48
- Thycidae 48
- tiara* – *Anaitis* 219
- tiara* – *Chione* 219
- tiara** – *Placamen* 219
- Tibia* 46
- ticaonica** – *Diodora* 20
- ticaonicus** – *Turbo* 23
- Tichogonia* 145
- tigerina** – *Codakia* 173
- tigerina* – *Lucina* 173
- tigrina** – *Natica* 57
- tigrina* – *Paratectonica* 57
- tigrina* – *Pleurotoma* 102
- tigrina* – *Tectonatica* 57
- tigrina* – *Terebra* 105
- tigriolella* – *Oliva* 93
- tigris** – *Cypraea* 54
- tigris* – *Semipallium* 168
- tigris* – *Sepia* 135
- tigroidella** – *Oliva* 93
- tilesii** – *Plocamopherus* 130
- Timoclea* 220
- timorensis* – *Solen* 194
- timorensis* – *Tellina* 203
- timorensis** – *Tellinides* 203
- tinctoria** – *Chromodoris* 125
- tinctus** – *Donax* 208
- tissoti* – *Chlamys* 166
- tissuti* – *Chlamys* 166
- Tivela* 221
- Todarodes* 137
- todilla** – *Thala* 98
- todosina** – *Oliva* 93
- togata** – *Gari* 205
- togata* – *Psammobia* 205
- togata* – *Sanguinolaria* 205
- tokubeei** – *Semelangulus* 201
- tokubeei* – *Tellina* 201
- tokunagai* – *Rhizorus* 121
- tokunagai** – *Volvulella* 121
- tokyoensis** – *Vermetus* 49
- tomlini* – *Aeretica* 201
- tomlini** – *Strigilla* 201
- Tomopleura* 112
- toneana** – *Carditellopsis* 176
- toneana* – *Choniocardia* 176
- Tonicia* 14
- tonkinianus* – *Cerithidea* 38
- tonkiniensis** – *Gari* 205
- Tonna* 65
- Tonnidae 64
- toeuma** – *Cellana* 18
- toeuma** – *Globivenus* 213
- toeuma* – *Venus* 213
- toeuna* – *Venus* 213
- Torinia* 113
- tormatilus* – *Acteon* 117
- tornatilis* – *Acteon* 117
- torquata** – *Terebra* 106
- torquatium* – *Phalium* 60

- torrefactus* – *Chicoreus* 69
torresi – *Cardium* 183
torresi – *Cerithium* 32
torresi – *Microcardium* 183
torresi – *Nemocardium* 183
torta – *Stavelia* 146
tortilis – *Cheilea* 46
tortirostris – *Pteria* 157
tortuosa – *Arca* 153
tortuosa – *Colubraria* 80
tortuosa – *Trisidos* 153
tortus – *Mytilus* 146
torva – *Isognomon* 159
torva – *Perna* 159
touranensis – *Sepia* 135
tourannensis – *Sepia* 135
Trachycardium 184
trailli – *Vulsella* 157
trailli – *Cerithium* 32
trailli – *Clypeomorus* 32
trailli – *Dosinella* 212
trailli – *Dosinia* 212
trailli – *Modiolus* 144
trailli – *Volsella* 144
trailli – *Vulsella* 157
tranquebaria
– *Volachlamys* 169
tranquebaricum
– *Calliostoma* 24
tranquebaricus – *Chlamys* 169
transculpta – *Exotica* 198
transculpta – *Loxoglypta* 198
transculpta – *Tellina* 198
translatum – *Ctenocardia*
translucua – *Ostrea* 163
transmontana – *Myadora* 227
transmontana
– *Myadoropsis* 227
trapa – *Murex* 72
Trapeziidae 208
Trapezium 208
trapezium – *Fasciolaria* 90
trapezium – *Pleuroploca* 90
trapezium paeteli
– *Fasciolaria* 90
trapezium paeteli
– *Pleuroploca* 90
Trevelyana 128
Trevelyana – *citrina* 128
triangularis – *Thais* 77
triblei – *Conus* 111
tribulus – *Murex* 73
tricarinata – *Amathina* 117
tricarinata – *Eglisia* 67
tricarinata – *Elizia* 195
tricarinata – *Hipponix* 117
tricarinatus – *Pecten* 168
tricenicosta – *Anadara* 147
tricenicosta – *Arca* 147
Trichomya 146
tricineta – *Bullata* 94
tricineta – *Cryptospira* 94
tricineta – *Marginella* 94
tricineta – *Terebra* 106
Tridacna 186
Tridacnidae 186
tridentata – *Cavolinia* 123
tridentatus – *Strombus* 44
trifasciata – *Engina* 80
trigona – *Pelecypora* 217
trigona – *Thais* 76
trigonis – *Pythia* 133
Trigonostoma 101
trilineata – *Phyllidia* 129
trilobatum – *Ceratosoma* 124
trimaculata – *Lioconcha* 214
trimaculata – *Meretrix* 214
tringa – *Nassarius* 86
Triophidae 130
Triphora 66
Triphoridae 66
Triphoris 66
tripla – *Pelecypora* 217
Triplostephanus 106
Trippa 127
tripterus – *Pterynotus* 74
triqueter – *Naquetia* 73
triremis – *Murex* 72
trisemicosta – *Arca* 147
triserialis – *Tectus* 27
triseriata – *Terebra* 106
triseriata – *Triplostephanus* 106
Trisidos 153
Tristichotrochus 24
tristis – *Doridopsis* 127
Triton 63
Tritonidae 62
Tritoniidae 131
tritonis – *Charonia* 62
tritonis – *Murex* 62
Tritonium 60
triumphans – *Guildfordia* 21
Triviidae 55
Trivirostra 55
Trochidae 24
trochiformis – *Limacina* 122
trochleare – *Solarium* 113
trochlearis – *Architectonica* 113
trochlearis – *Fairbankia* 42
trochlearis – *Fossarus* 37
trochlearis – *Iravadia* 42
trochoides – *Nodilittorina* 41
Trochus 27
trogodytes – *Anachis* 81
trogodytes – *Columbella* 81
trosheli – *Anadara* 149
trosheli – *Murex* 73
truncata – *Cyclosunetta* 220
truncata – *Gari* 205
truncata – *Lambis* 43
truncata – *Laternula* 227
truncata – *Macoma* 201
truncata – *Macora* 201
truncata – *Soletellina* 205
truncata – *Sunetta* 220
truncata sebae – *Lambis* 43
tryoni – *Risbecia* 125
tuba – *Hemifusus* 88
tuba – *Melongena* 88
tuba – *Pugilina* 88
tuba – *Semifusus* 88
tuberculata – *Bufonaria* 64
tuberculata – *Drupa* 72
tuberculata – *Haliotis* 20
tuberculata – *Ranella* 64
tuberculata – *Surcula* 104
tuberculata – *Turricula* 104
tuberculatum – *Aspergillum* 226
tuberculatum – *Brechites* 226
tuberculatus – *Fusinus* 89
tuberculatus – *Octopus* 138
tuberculatus – *Pentadactylus* 72
tuberculatus – *Potamides* 34
tuberculosa – *Dendrodoris* 127

- tuberosa* – *Mancinella* 77
tuberosa – *Purpura* 77
tuberosa – *Thais* 77
tuberossima – *Ranella* 59
tuberosum – *Cymatium* 63
tuberosum – *Triton* 63
tuberosus – *Inquisitor* 102
tubiferum – *Vasum* 79
tubigera – *Martesia* 224
tubuculata – *Ostrea* 163
tubuculata – *Pustulostrea* 163
Tucetilla 154
Tucetona 155
Tugali 21
Tugurium 48
tulbergi – *Metasepia* 134
tulipa – *Conus* 111
tulipa – *Gastridium* 111
tullbergi – *Metasepia* 134
tullbergi – *Sepia* 134
tumefacta – *Circe* 211
tumens – *Hiatula* 206
tumens – *Soletellina* 206
tumepacta – *Circe* 211
tumescens – *Eunaticina* 56
tumidulus – *Turbo* 23
tumidum – *Dosinia* 212
tumidum – *Gafrarium* 213
tumidus – *Polinices* 58
tumulifera – *Chromodoris* 124
tumulifera – *Chromodoris* 125
tunicata – *Aloidis* 222
tunicata – *Corbula* 222
Turbinella 79, 90
Turbinellidae 78
turbinellus – *Vasum* 79
Turbinidae 21
turbinoides – *Thais* 77
Turbo 22
Turcica 28
turgida – *Tapes* 220
turgidus – *Tapes* 220
Turricula 104
Turricula (subgenus) 98, 99
Turridae 101
Turridrupa 102, 104
Turris 104
turrita – *Neritina* 31
Turritella 35
Turritellidae 35
Turritriton 64
turritum var. *pfeifferi* –
Cerithium 35
turritus – *Latirus* 90
turturella – *Strombus* 45
turturina – *Columbella* 82
turturina – *Euplica* 82
turturina – *Mitra* 95
Tutufa 60
Tympanotomus 37
tyria – *Angaria* 24
- U**
umbonella – *Amiantis* 209
umbonella – *Merethrix* 209
Umbonium 28
Unbonium 28
uncianata – *Cavolinia* 123
undata – *Drupa* 75
undata – *Nerita* 30
undata – *Purpura* 75
undata striata – *Nerita* 30
undatopicta – *Fulvia* 183
undatopictum
– *Laevicardium* 183
undatum – *Sistrum* 75
undatum var. *kieneri*
– *Sistrum* 75
undatum var. *kieneri* – *Thais* 76
undatus – *Fusinus* 89
undosa – *Tritonidea* 80
undosa – *Turris* 104
undosum – *Triton* 62
undosus – *Cantharus* 80
undulata – *Columbella* 82
undulata – *Drupa* 75
undulata – *Indomitrella* 82
undulata – *Littoraria* 40
undulata – *Littorina* 40
undulata – *Littorinopsis* 40
undulata – *Natica* 59
undulata – *Paphia* 217
undulata – *Planaxis* 36
undulata – *Tanea* 59
undulata – *Terebra* 106
undulatus – *Planaxis* 36
unedo – *Cardium* 178
unedo – *Fragum* 178
unedo – *Gemmula* 102
unguis – *Scutus* 21
Ungulinidae 174
unicum – *Calliostoma* 24
unicus – *Tristichotrochus* 24
unidentatus – *Murex* 72
urashima – *Amalda* 91
urceus – *Strombus* 45
uropigimelana
– *Anadara* 149, 151
Uroteuthis 137
ursellus – *Bistolida* 54
ursellus – *Cypraea* 54
usta – *Felaniella* 174
Ustularca 152
ustulata – *Corbula* 222
ustulata – *Potamocorbula* 222
ustulatum – *Strombus* 45
ustum – *Cerithium* 32
Utriculus 120
uva – *Morula* 72
uwaensis – *Barbatia* 153
uwaensis – *Hawaiarca* 153
uyii – *Loliolus* 136
uyii – *Nipponololigo* 136
- V**
vadososinuata – *Tugali* 21
vagina – *Modiolus* 144
vagina – *Solen* 190
vagina – *Solen* 191, 194.
vaginiferum – *Aspergillum* 226
vaginiferus – *Brechites* 226
vaginus – *Modiolus* 144
valenciennesii – *Laternula* 227
valva – *Birostra* 55
vanelli – *Cypraea* 52
Vanikoridae 47
Vanikoro 47
varia – *Haliotis* 20
varia – *Sanhaliotis* 20
variabilis – *Brachidontes* 141
variabilis – *Dolomera* 45
variabilis – *Donax* 208
variabilis – *Mytilus* 141
variabilis – *Phyllidia* 129

- variabilis* – *Strombus* 45
variabilis athenius
– *Strombus* 45
varians – *Columbella* 82
varians – *Euplica* 82
varians – *Pyrene* 82
Varicorbula 222
varicosa – *Inquisitor* 102
varicosa – *Phyllidia* 129
varicosum – *Circostrema* 67
varicosus – *Siphonalia* 81
variegata – *Cardita* 175
variegata – *Dosinia* 212
variegata – *Ficus* 62
variegata – *Neritina* 31
variegata – *Ruditapes* 219
variegata – *Tapes* 219
variegata – *Turritella* 35
variegata – *Venerupis* 219
variegatum – *Acrosterigma* 177
variegatum – *Cardium* 177
variegatum – *Triton* 62
variegatus – *Heliacus* 113
variegatus – *Punctateon* 117
variegatus – *Ruditapes* 219
variegatus – *Tapes* 219
variolosa – *Armina* 132
varius – *Conus* 111
Vasidae 78
Vasticardium 184
Vasum 79
Vayssierea 130
Vayssiereidae 130
velata – *Arca* 153
velata – *Barbatia* 152, 153
velata – *Byssosarca* 153
velatus – *Nassarius* 88
vellicata – *Anadara* 150
vellicata – *Libitina* 209
vellicata – *Scapharca* 150
vellicata – *Trapezium* 209
Venerida 171
Veneridae 209
veneriformis – *Gomphina* 213
veneriformis – *Maetra* 188
Venerupis 214
venosa – *Rapana* 74
Ventricoloidea (subgenus) 221
ventricosa – *Arca* 150
ventricosa – *Lyonsia* 227
ventricosa – *Marginella* 94
ventricosa – *Pyramidella* 114
ventricosus – *Nodilittorina* 41
venulata – *Mitrella* 83
venulata – *Oliva* 93
venulata – *Pyrene* 83
venulosa – *Tellina* 199
venulosus – *Megangulus* 199
Venus 221
Venus – *foliacea* 219
Venus – *reticulata* 217
venusta – *Anisocorbula* 222
venusta – *Codakia* 173
venusta – *Corbula* 222
venusta – *Diodora* 20
venusta – *Fissurella* 20
venusta – *Patella* 17
venusta – *Rhysoplax* 14
venustulus – *Chicomurex* 68
venustus – *Chiton* 14
venustus – *Nassarius* 88
Verpicardium 185
Veremolpa 220
Vermetidae 49
Vermetus 49
vermiculatus – *Conus* 107
vernica – *Bulla* 120
vernica – *Bullaria* 120
vernica – *Paphia* 217
verreauxii – *Scalptia* 101
verrieri – *Chromodoris* 124
verrucosa – *Scabricola* 97
verrucosa – *Subcancilla* 97
verrucosa – *Ziba* 97
verrucosus – *Actinocyclus* 125
verrucosus – *Calpurnus* 55
verrucosus – *Trochus* 28
verruculatum – *Onchidium* 132
versicolor – *Columbella* 82
versicolor – *Euplica* 82
versicolor – *Ischnochiton* 12
versicolor – *Pyrene* 82
versicolor – *Solen* 190
versicolor – *Spondylus* 171
vertagus – *Cerithium* 35
vertagus – *Rhinoclavis* 35
Vertagus (subgenus) 34
vespacea – *Lotorium* 64
vespaceum – *Cymatium* 64
vespaceum – *Turritriton* 64
vespaceus – *Triton* 64
vespertilio – *Cymbiola* 91
vespertilio – *Pugilina* 89
vespertilio – *Pyruca* 89
vespertilio – *Voluta* 91
vestalis – *Angulus* 196
vestalis – *Tellina* 196
vestiarium – *Umbonium* 28
vestita – *Glycymeris* 155
Vetigastropoda 19
Vexilla 77
vexillifera – *Melibe* 131
vexillosa – *Melibe* 131
Vexillum 98
vexillum – *Atrina* 160
vexillum – *Conus* 111
vexillum – *Inquisitor* 103
vexillum – *Pinna* 160
vexillum – *Purpura* 77
vexillum – *Vexilla* 77
vibex – *Casmaria* 60
vibex – *Nassarius* 88
vibex – *Phalium* 60
vidua – *Nodilittorina* 41
vidua – *Oliva* 93
vidua indomalaysica – *Oliva* 93
vietnamensis
– *Ancistrolepsis* 79
vietnamensis – *Lepidozona* 13
vietnamensis – *Leptochiton* 12
vietnamica – *Lucina* 173
vietnamica – *Pillucina* 173
vimineus – *Conus* 111
violacea – *Caprella* 206
violacea – *Maetra* 188
violacea – *Natica* 57
violacea – *Nerita* 31
violacea – *Neritina* 31
violacea – *Pleurotoma* 112
violacea – *Sanguinolaria* 206
violacea – *Solenotellina* 206
violacea – *Tomopleura* 112
violacea var. *melanostoma*
– *Neritina* 31

- violaceus* – *Asaphis* 206
violaceus – *Sanguinolaria* 206
violaceus – *Solen* 206
violaceus – *Soletellina* 206
violacia – *Neritina* 31
violascens – *Asaphis* 204
virens – *Glauconome* 221
virescens – *Arca* 153
virescens – *Barbatia* 153
virescens – *Haminoea* 120
virescens – *Hiatula* 206
virescens – *Sanguinolaria* 206
virescens – *Soletellina* 206
virgata – *Tellina* 202
virgata – *Tichogonia* 146
virgatus – *Acteon* 117
virgatus – *Septifer* 146
virgatus – *Tectus* 27
virgatus – *Thais* 77
virgatus – *Trochus* 27
Virgiconus 109
virginea – *Katelsysia* 215
virginea – *Marcia* 215
virgineus – *Chicoreus* 69
virgineus – *Tapes* 215
virgineus – *Venus* 215
virgo – *Conus* 111
virgo – *Ctenocardium* 177
virgo – *Vexillum* 99
virgula – *Creseis* 123
viridis – *Chloromytilus* 145
viridis – *Dendrodoris* 128
viridis – *Doridopsis* 128
viridis – *Melibe* 131
viridis – *Monodonta* 26
viridis – *Mytilus* 145
viridis – *Perna* 145
Viriola 66
Virroconus 107
vitellus – *Cypraea* 54
vitellus – *Lyncina* 54
vitellus – *Natica* 57
vitellus dama – *Lyncina* 54
vitrea – *Haloa* 119
vitrea – *Scintilla* 174
vitrefacta – *Ostrea* 163
vitreus macrocheilicola
– *Cyclopecten* 166
vittata – *Nassa* 88
vittatus – *Nassarius* 88
vittatus – *Strombus* 45
vittatus apicatus – *Strombus* 45
vittatus japonicus
– *Strombus* 46
vittatus var. *elongata*
– *Strombus* 46
Vittina (subgenus) 31
Vitularia 77
vitulinus – *Conus* 110
Volachlamys 169
volcano – *Fissurella* 21
Volema 89
Volsella 144
voluminalis – *Conus* 112
Voluta 91
Volutidae 90
Volva 55
volva – *Birostra* 55
volva – *Volva* 55
Volvarina 95
Volvuella 121
Volvulella 121
vomer – *Strombus* 46
vossi – *Sepia* 135
vulgaris – *Avicula* 156
vulgaris – *Glossus* 209
vulgaris – *Isocardia* 209
vulgaris – *Malleus* 157
vulgaris – *Meiocardia* 209
vulgaris – *Octopus* 138
vulgaris – *Pinctada* 156
vulpecula – *Mitra* 100
vulpecula – *Voluta* 100
vulpeculum – *Vexillum* 100
Vulsella 157
vulsella – *Isognomon* 157
vulsella – *Perna* 157
vulsella – *Tellina* 203
vulsella – *Vulsella* 157
Vulsellidae 157
vusella – *Tellina* 203
W
waiigiensis – *Neritina* 31
walgnieri – *Cypraea* 54
walkeri – *Cypraea* 54
walshi – *Crepidula* 47
walshi – *Siphopatella* 47
watsoni – *Amygdalum* 142
watsoni – *Modiolus* 142
weberi – *Abra* 203
wheelrighti – *Lambis* 43
wiegmanni – *Tichogonia* 145
wilsoni – *Solecurtus* 207
wilsoni – *Trachycardium* 184
winteriana – *Neosiliqua* 196
winteriana – *Siliqua* 196
woldemarii – *Zierliana* 100
wrightianus – *Spondylidae* 171
wrightianus – *Spondylus* 171
X
xanthostigma – *Tegula* 27
Xenophora 48
Xenophoridae 48
xenophorus – *Serpulorbis* 49
Xenostrobus 146
Xenuroturrus 102
Y
yerburyi – *Pitar* 218
Yoldia 140
yoldii – *Nerita* 30
Yoldiidae 140
yoshimurai – *Martesia* 223
yoshimurai *Aspidopholas* 223
Z
zamboi – *Homalocantha* 71
zanzibarica – *Natica* 56
zebra – *Arca* 150
zebra – *Barbatia* 150
zebra – *Mitra* 96
zebra – *Natica* 59
zebra – *Polinices* 59
zebra – *Pterelectroma* 155
zebra – *Pterelectrona* 155
zebrum – *Bittium* 33
zebrum – *Cerithium* 33
zebuensis – *Arca* 150
zebuensis – *Semele* 204
Zeuxis 84
Zeuxis (subgenus) 85, 86, 87
Ziba 97

Ziba (subgenus) 97
ziczac – *Cypraea* 55
ziczac – *Palmadusta* 55
Zierliana 100
Zirfaea 224
zitteliana – *Lithophaga* 142
zizac – *Neritina* 31

zizac – *Provittoidea* 31
zonalis – *Batillaria* 36
zonalis – *Engina* 80
zonalis – *Spondylus* 171
zonaria – *Meretrix* 215
zonata – *Engina* 80
zonata – *Hinea* 36

zonata – *Hydatina* 118
zonatum – *Cerithium* 33
zonatum – *Clypeomorus* 33
zonatum – *Dolium* 65
zonatum – *Tonna* 65
Zozia 206

June 2003

Printed by Funny Publishing
549/1 Soi Senanikom, Pholyothin Rd.
Chatuchak, Bangkok 10900 Thailand